

2020 CENSUS PROFILE

Ray County, Missouri

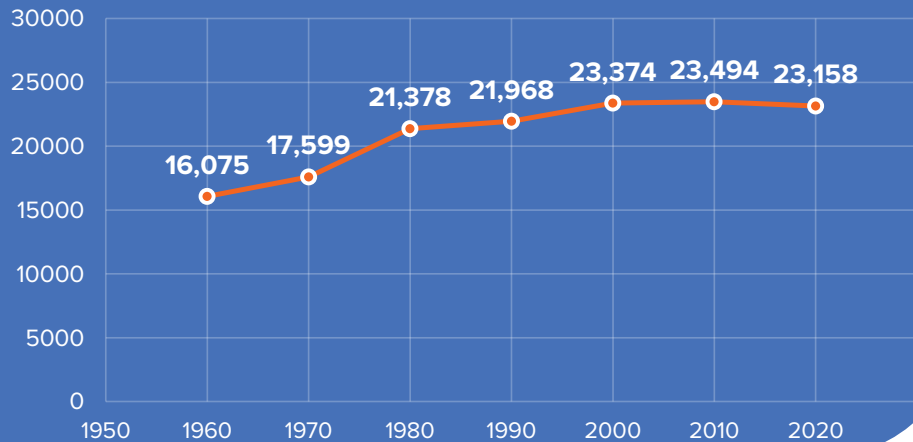
In 2020, Ray County, Missouri, was the ninth most populous county in the nine-county MARC Region with 23,158 persons. Representing only 1% of the region's total residents, Ray County declined by a little over 1% from 2010. Prior to that, it had experienced slight, yet consistent growth since 1960.

Ray County's loss of 336 persons was due to both a natural decrease (deaths over births) of one resident and a net out-migration of 335 persons.

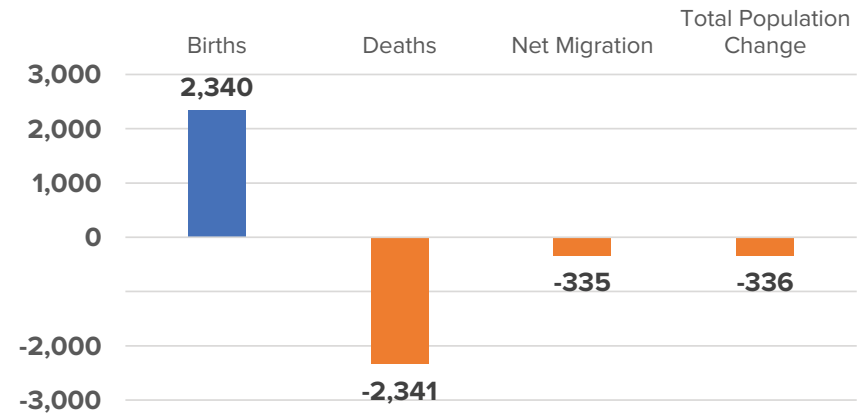
Despite overall population loss, Ray County did experience increases in some racial and ethnic groups. Persons of color saw their share of the county's population increase double from 5% in 2010 to approximately 10% in 2020.

The largest increases in population were experienced by individuals identifying as two or more races and Hispanic. Their growth in these groups were more than offset, however, by a decline in the white population.

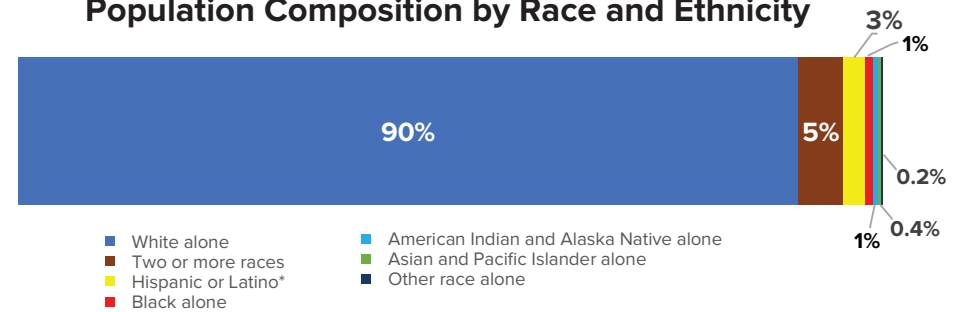
RAY COUNTY TOTAL POPULATION
1960 - 2020



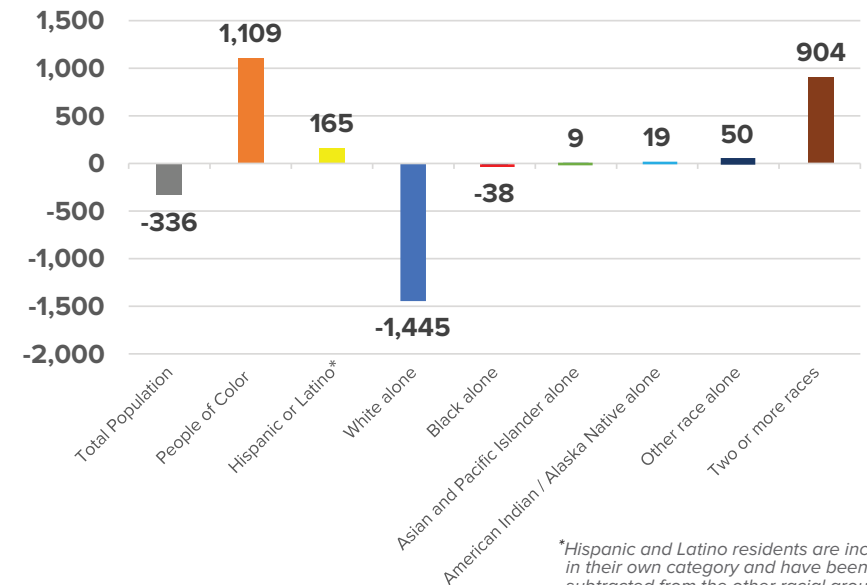
Components of Population Change, 2010–2020



Population Composition by Race and Ethnicity

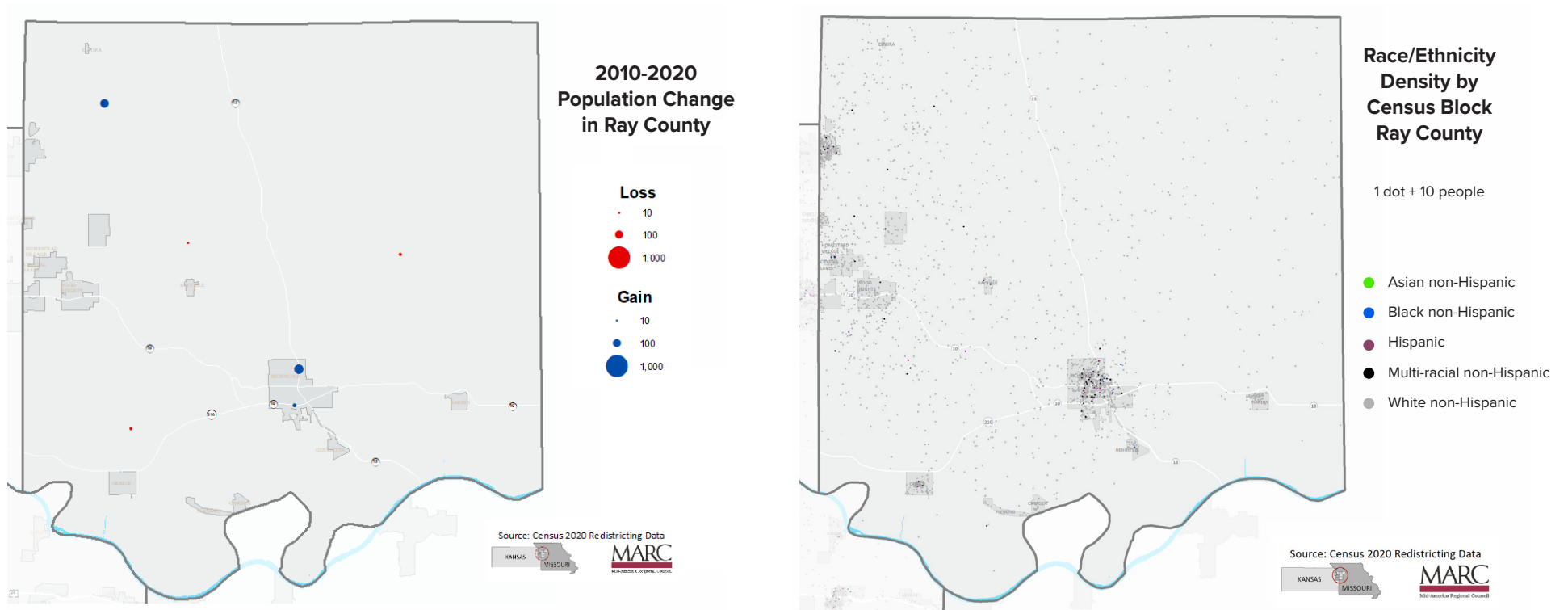


Population Change, 2010–2020



*Hispanic and Latino residents are included in their own category and have been subtracted from the other racial groups.

Ray County, Missouri Population, Race/Ethnicity	2010 Census Population	2020 Census Population	Change, 2010-2020	Percent Change, 2010-2020	Share of 2010	Share of 2020	Difference in Share, 2010-2020
Total Population	23,494	23,158	-336	-1%	100%	100%	0.0%
Hispanic or Latino (of any race)	415	580	165	40%	2%	2.5%	0.7%
Not Hispanic or Latino	23,079	22,578	-501	-2%	98%	97.5%	-0.7%
White alone	22,338	20,893	-1,445	-6%	95%	90.2%	-4.9%
Black alone	265	227	-38	-14%	1%	1.0%	-0.1%
Asian and Pacific Islander alone	75	84	9	12%	0%	0.4%	0.0%
American Indian and Alaska Native alone	114	133	19	17%	0%	0.6%	0.1%
Other race alone	3	53	50	1667%	0%	0.2%	0.2%
Two or more races	284	1,188	904	318%	1%	5.1%	3.9%
People of Color*	1,156	2,265	1,109	96%	5%	9.8%	4.9%



* People of Color: Hispanic or Latino + Black alone + Asian and Pacific Islander alone + American Indian/Alaskan alone + Other race alone + Two or more races