

Mid-America Head Start Advisory Committee Meeting
Tuesday, January 9, 2024
Minutes

1. Meeting Called to Order / Establish Quorum Kasey Lawson
 - a. Meeting called to order at 12:00 pm
2. Welcome and Introductions Molly Merrigan
 - a. Attendance (All Virtual)
Melissa Ameku, Kasey Lawson, Brad Gaeddert, Jarrod Winship, Betty Choi, Patty Lucas, Kathryn Fuger, Alex Ellison, Toni Sturdivant, Katiee Brown, Molly Merrigan, Heather Gilliam, Danielle Sandefur, Heather Ross
3. Information/ Training
 - Child Abuse and Neglect Training Melissa Ameku
 - Melissa presented on Child Abuse and Neglect Training
 - Neglect is a failure to meet the child's basic needs.
 - Physical abuse refers to the injury of a child on purpose.
 - Sexual abuse is the use, persuasion or forcing of a child to engage in sexual acts or imitation of such acts.
 - Development is greatly affected by the various forms of abuse.
 - Children who live in poverty or violent homes experience more stressful life events and can worsen hostility, anxiety, or depression among family members and increase the level of family conflict and maltreatment.
 - Child risk factors include infants and young children, children with disabilities or chronic illnesses, and behavioral problems.
 - Alex Ellison asked if all delegates are required to take this training. Kasey responded that yes, it is required. Molly added that Section 2.11 of Missouri statutes outlines this information.
 - Eligibility Training/Selection Criteria Betty Choi
 - 1302.12(m)(1): A program must train all governing body, policy council, management and staff who determine eligibility on applicable federal regulations and program policies and procedures. Training must, at a minimum:
 - ☐ (i): Include methods on how to collect complete and accurate eligibility information from families and third-party sources;
 - ☐ (ii): Incorporate strategies for treating families with dignity and respect and for dealing with possible issues of domestic violence, stigma and privacy; and,
 - ☐ (iii): Explain program policies and procedures that describe actions taken against staff families or participants who intentionally attempt to provide or provide false information

- o Income Eligibility- Income must be below the Federal Poverty Level: \$24,860/year OR SSI, TANF, SNAP
- o MARC Head Start requires all its staff sign a policy that addresses the consequences for staff and families that intentionally mislead or misrepresent eligibility information :Policy i5190
 - Alex Ellison asked why income examples were used for a college student? Betty responded that national standards dictate this.
 - Kathy Fuger asked which priorities in the selection criteria are required by law? Betty responded that age eligibility, income eligibility, and special needs are what dictate the most needs. They can move up or down the ladder depending on the community assessments.
 - Kathy Fuger asked if the data is summarized, Betty responded that it is through the community assessments. These will be shared at some point to give indication of what the assigned points are.
 - Alex Ellison asked if the points must be a certain range? Betty responded that not necessarily and it depends on eligibility. It depends on the total score. The higher the score, the higher the need. We select from the top of the waitlist.
 - Kaitee Brown asked why it adds points for working parents? Betty responded that those children need to be in school so the parents can work.
 - Molly Merrigan asked if this is federally mandated? Betty responded yes.
- Enrollment, Attendance, and Disability Betty Choi
 - o Betty Choi went over December Enrollment, Attendance, and Disability data.
 - o December 2023 Program Options Combined for Enrollment was 79.75%
 - o December 2023 Program Options Combined for Attendance was 83.52%
 - o December 2023 Combined Disabilities was 6.50%
- Budget Report MARC Head Start Dashboard Brad Gaeddert
 - o \$64,000 left in EHS Expansion was from two providers that MARC is in touch with to ensure this money is not left over again.
 - o MARC is pushing to get all invoices for previous FY paid.
 - o Halfway through state grant. There is a typical lag in invoicing. Most funding is ISD and OBI.
 - o FCE invoices are now coming in.
 - o NO grant period associated for unrestricted funds.
 - Alex Ellison asked why so few has been spent in Admin. Brad responded that we have not received invoices yet from many contractors. Kasey responded that there has also been a lag in employment that has left nearly 10% unspent.

- Kathy Fuger asked if those funds can be recovered? Kasey responded that since the grant is ending, we will give them back to the fed.
 - Kathy Fuger asked if providers have the opportunity to spend any of the \$64,000 in EHS Expansion. Brad responded that they do not. We will work with providers next year to spend their funds.
- Most of our Missouri EHS grant is OBI and ISD.
- Kasey talked about community café's and how they are getting more participation. These café's are helping share about what the community is saying about the work that is being done.
 - Alex Ellison asked if donor money is unrestricted, how long can it sit? Brad responded that this money is held indefinitely.
- CACFP Report Brad Gaeddert
 - Grand total of November 2023 meals served was 67,312, and the total amount reimbursed was \$160,118.71
- Credit Card Expenditures Brad Gaeddert
 - We will provide data on Kasey's card next month
 - Daniela Rivera's October and November 2023 combined total was \$31,856.30
 - Brady Konomos' October and November 2023 combined total was \$31,399.10
 - Lupe Valdovino's October and November 2023 combined total was \$29,886.82
 - The total for all three was \$93,142.22
 - Kathy Fuger asked what Daniela's position is? Kasey responded that she is ERSEA Data Admin Assistant.
 - Alex Ellison asked why the credit card spending was so high? Kasey responded that we had remaining budget that needed to be spent to support other teams.
 - COLA and QI dollars were received in September and did not give us much time to spend those dollars.
- Head Start Directors Report Kasey Lawson
 - Focus Area 1 Review
 - Kasey talked about the involvement from the community. We need specific areas to be covered in Advisory Committee such as an attorney, a fiscal/accounting person, community leader.
 - Data Tours- DSP meeting this week will be with directors. Managers will review data that will be shared with reviewers.
 - We were found out of compliance in our OHS Monitoring Review Report.
 - We had another safety issue that we are waiting to hear from OHS.
 - The prior two incidents came back unsubstantiated.

- Alex Ellison asked if it is their responsibility to check the bus before they get off the bus. Kasey responded that it is protocol to check the bus and they did not follow this protocol.
 - Certification for Health and Safety Screener and Governance, Leadership and Oversight Capacity Screener
 - See PC
 - Kathy Fuger asked how Toni is acclimating to Kansas City. Toni responded that it is going well. Toni is enjoying learning about the community.

Information will be shared during the discussion of each Action Item to ensure understanding prior to Policy Council approval of any item

1) Action Items to be approved and submitted to the Governing Body:

- Approval of Monthly Items:
 - i. November 2023 Meeting Minutes Molly Merrigan
 - Molly Merrigan asked for a motion to approve meeting minutes, Kaitee Brown motioned, needs name respelled, seconded by Kathy Fuger
 - All ayes, no nays- motion passes
 - Alex Ellison asked who the advisory committees are and if a quorum is established. Kasey clarified all members.
 - ii. 2024 Child Selection Criteria
 - Kathy Fuger asked if any numbers have changed since last year. Kasey responded that no numbers have changed.

Alex Ellison made a motion to approve, seconded by Heather Gilliam
No further discussion

All ayes, no nays- passes

- 2) New Business Molly Merrigan
 - a) No new business
- 3) Important Takeaways Melissa Ameku
 - a) Melissa talked about how it is great to see everyone and how she is still learning.
 - b) Melissa appreciates the watchful eyes on the department's spending.
- 4) Adjournment Molly Merrigan
 - a) Molly Merrigan asked for motion to adjourn, Alex Ellison motioned, Danielle Sandefur seconded.
 - i) **All ayes, no nays-** meeting adjourned at 1:09 pm.

MARC Head Start Advisory Committee Meeting
Tuesday, November 14th, 2023
Agenda

1. Meeting Called to Order / Establish Quorum Molly Merrigan
 - Meeting/quorum established at 12:00 pm
 - Present: Molly Merrigan, Katiee Brown, Kasey Lawson, Betty Choi, Brady Konomos, Ginny Williams, Patty Lucas, Lynette Fowler, Kathy Fuger, Jarrod Winship, and Katie Lawson
2. Welcome and Introductions Molly Merrigan
3. Action Items to be approved and submitted to the Governing Body:
 - Election of Advisory Officers Molly Merrigan
 - i. Advisory Chair Election
 1. Molly Merrigan self-elected
 2. Kathy Fuger motioned, seconded by Katie Lawson
 3. All ayes, no nays → motion passes
 - ii. Advisory Vice Chair Election
 1. Election's tabled due to lack of nominations. We will come back to it at a further date
 - Approval of Monthly Items:
 - i. Approval of September 2023 Meeting Minutes Molly Merrigan
 1. Kathy Fuger motioned, seconded by Katiee Brown.
 2. All ayes, no nays → motion passes
4. Information/ Training
 - Enrollment, Attendance, and Disability Betty Choi
 - Betty Choi presented the Enrollment, Attendance, & Disability reports. September 2023 enrollment numbers were 75.85% and October 2023 was 78.94%. Attendance numbers for the month of September 2023 were at a program total of 86.45% and October 2023 was 81.11%. Disability numbers for the month of September 2023 was 5.4% and October 2023 was 5.7%.
 - Kathy Fuger asked, how do numbers compare to national numbers? We are not lower than national numbers. We are seeing slight increases in enrollment month to month.
 - Katie Lawson asked, is funding connected to percentage similar to public school? Kasey Lawson responded by saying that it is not.
 - Betty Choi said that we are trying to get to 10% enrollment by February.

- **Fiscal Training** Ginny Williams
 - Ginny went through each report to train on how to read fiscal documents and lay out how the MARC Head Start grants work.
 - Grant funding as of September 30th, we had Missouri Early Head Start grant and CORE grant. We competed for three different grants and received two of them. Money is going towards health-related expenses. We have received \$55,000.
 - Missouri Early Head Start grant comes from Missouri Funds. This grant runs from 7/1-6/30, we are almost to mid-point. We generally spend all these funds.
 - CORE grant, COLA got approved for 5.6%. We are given about two months to spend this.
 - Kathy Fuger asked, what projects work best for throwing a lot of money at all at once? Kasey Lawson responded with washers and dryers, and basics for classrooms such as shelving.

- **Budget Report MARC Head Start Dashboard** Ginny Williams
 - The MARC Budget Dashboard was presented for a status as of September 30th, 2023. The following are updates regarding the open grants under the MARC Head Start umbrella: 42210 HS/EHS Core has a remaining balance (to be spent by 10/31/2023) of \$10,381,953. 42205 COVID-19 (CRRSAA + ARP) has a remaining balance (to be spent by 03/31/2023) has been fully spent. 42140 EHS Expansion has a remaining balance (to be spent by 8/31/2023) of \$142,290. 48530 Missouri EHS Program has a remaining balance (to be spent 6/30/2024) of \$1,427,075. 46809 Parent Advisory Council has a remaining balance (to be spent 12/31/2023) of \$16,038. 41700 Local Community Support has a remaining balance of \$8,592 with no timeline to be used. 41750 HRSA MCHB (P4 Challenge) has a remaining balance of \$52,649 with no timeline to be used.

- **CACFP Report** Ginny Williams
 - Ginny presented USDA/CACFP reports from August 2023 to September 2023. The total number of meals served across all Tiered programs were as follows: August; 31,068 (total of \$69,840.74 reimbursement) and September; 47,054 (total of \$107,857.72 reimbursement).
 - Contributed services need to be tracked this year. Tier 3's have continued to send us their contributed services for us to record on income statement. 20% of our whole grant must now be contributed by MARC

Head Start. Missouri Early Head Start grant is not federal funds and is over \$1 million, and can be used towards this 20%.

- Head Start Directors Report Kasey Lawson
 - Kasey shared the notice of award MARC Head Start received from the federal government to continue services. MARC Head Start has 45 days to submit Health and Safety standards within programs and 60 days to improve the governance structure.
 - MARC Head Start also received a letter from the Office Head Start November 1st notifying us that our enrollment is low. Staff is meeting with programs to ensure 97% enrollment and how to ensure slots are filled within 30 days. MARC Head Start is required to submit an improvement plan by November 30th. 10 out of 17 programs have been notified that they are under enrolled. We were at 76% for March, April, and May. The threshold is 76%. Mostly due to understaffing in the schools.
 - Molly Merrigan asked, have any other Head Start programs received the same letter? Kasey Lawson answered that many people are coming up on their one-year mark of having the letter and enrollment plan and continue to have enrollment issues.
 - Kathy Fuger asked, is 97% enrollment in Head Start federal law? Kasey Lawson answered yes, it is, and they were given a grace period.
 - Katie Lawson asked, can we go back to Head Start and ask for less? Do we set the payout? Kasey Lawson answered yes, we can do conversion or reduction.
 - Conversion- We have HS slots unfilled, so we convert them to EHS because it has a bigger need.
 - Reduction- Reduce but keep the dollars.
 - Katie Lawson asked, has there been a reduction because of funding? Kasey Lawson answered, no.
 - 11 out of 17 DSP's represented last night.
 - Katie Lawson asked, can invites for training be sent out earlier? Kasey Lawson answered, yes.
- Confidentiality Statement and Conflict of Interest Lynette Fowler
 - Lynette introduced the confidentiality statement and conflict of interest.
 - Brady will send copies to Molly and Katie through Get Accept.

5. New Business

Molly Merrigan

- No new business

6. Adjournment

Molly Merrigan

- Motion to adjourn by Kathy Fuger. Seconded by Katiee Brown.
- All ayes, no nays → meeting adjourned at 12:54 pm

Next Shared Governance Meeting Date: December 11, 2023

Next Policy Council Meeting; January 8, 2024

Next Advisory Committee Meeting; January 9, 2024

MARC Head Start

Mid-America Regional Council

Financial Report

Grant Status as of September 30, 2023

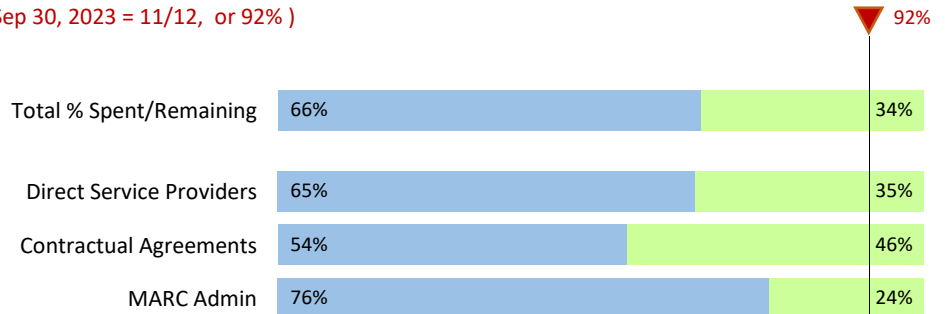
key: = % Spent ▼ = % of Time Elapsed = % Remaining

→ OPEN GRANTS (FY 2022-2023; COVID grant is FY 2021-2023; MO State EHS grant is FY 2023-2024)

42210 - HS / EHS Core

Grant Period: 11/01/2022 - 10/31/2023 (→ Sep 30, 2023 = 11/12, or 92%)

Total Budget: \$ 30,562,935
Amount Spent: \$ 20,180,982
Amount Remaining: \$ 10,381,953



42140 - EHS Expansion

Grant Period: 9/01/2022 - 8/31/2023 (→ Sep 30, 2023 = 12/12, or 100%)

Total Budget: \$ 1,771,901
Amount Spent: \$ 1,629,411
Amount Remaining: \$ 142,490



42205 - COVID-19 (CRRSA + ARP)

Grant Period: 4/01/2021 - 3/31/2023 (→ Sep 30, 2023 = 24/24, or 100%)

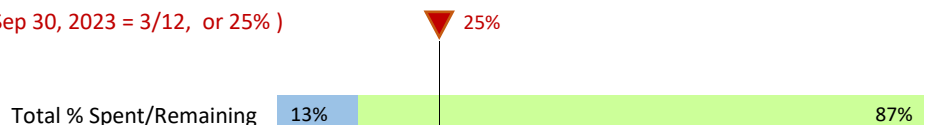
Total Budget: \$ 3,556,489
Amount Spent: \$ 3,556,489
Amount Remaining: \$ 0



48540 - Missouri EHS Program

Grant Period: 7/01/2023 - 6/30/2024 (→ Sep 30, 2023 = 3/12, or 25%)

Total Budget: \$ 1,642,600
Amount Spent: \$ 215,525
Amount Remaining: \$ 1,427,075



MARC Head Start

Mid-America Regional Council

Financial Report

Grant Status as of September 30, 2023


key: = % Spent ▼ = % of Time Elapsed = % Remaining

46809 - Parent Advisory Council (University of Missouri)

Grant Period: 5/01/2023 - 12/31/2023 (→ Sep 30, 2023 = 5/8, or 63%)

Total Budget:	\$	16,038
Amount Spent:	\$	0
Amount Remaining:	\$	16,038

Total % Spent/Remaining	← 0%	100%
-------------------------	------	------



→ UNRESTRICTED FUNDS

41700 - Local Community Support

Grant Period: N/A

Total Budget:	\$	24,943.74
Amount Spent:	\$	24,943.74
Amount Remaining:	\$	0

Total % Spent/Remaining	####	0%
-------------------------	------	----

41750 - HRSA MCHB (P4 Challenge)

Grant Period: N/A

Total Budget:	\$	55,000
Amount Spent:	\$	2,351
Amount Remaining:	\$	52,649

Total % Spent/Remaining	← 4%	96%
-------------------------	------	-----

MID-AMERICA REGIONAL COUNCIL (MARC)
 42210 Federal Core HS/EHS FY22-23
 For the Eight Months Ending Thursday, August 31, 2023

Account	Description	Cumulative Budget	Current Month	Cumulative Actual	Obligations Encumbrances	Cumulative Total	Actual % Spent
<u>Revenues</u>							
4111-00000	Federal Grant Revenue	\$30,135,089.00	\$1,866,225.96	\$18,506,739.57	\$0.00	\$18,506,739.57	61.4%
4511-00000	Contributed Services	0.00	307,674.08	1,886,856.01	0.00	1,886,856.01	-----
	Total Revenues	30,135,089.00	2,173,900.04	20,393,595.58	0.00	20,393,595.58	67.7%
<u>Expenses</u>							
5110-00000	Equipment	0.00	0.00	24,131.00	0.00	24,131.00	-----
5210-07800	Federal Subrecipient, Independence Public Schools	3,280,721.00	417,957.30	2,131,064.43	1,204,906.57	3,335,971.00	65.0%
5210-08550	Federal Subrecipient, Kansas City Public Schools	5,569,077.00	12,254.36	3,000,689.80	2,651,276.18	5,651,965.98	53.9%
5210-13205	Federal Subrecipient, Operation Breakthrough	2,684,113.00	0.00	1,733,444.92	753,401.08	2,486,846.00	64.6%
5210-20425	Federal Subrecipient, YMCA of Greater Kansas City	5,569,415.00	427,845.00	3,071,226.38	2,490,850.62	5,562,077.00	55.1%
5223-00009	Contracted Services - Tier 1, Ability KC	267,646.00	21,121.08	190,089.72	77,556.28	267,646.00	71.0%
5223-01690	Contracted Services - Tier 1, Blue Springs School District	167,291.00	13,201.67	118,815.03	39,604.97	158,420.00	71.0%
5223-02370	Contracted Services - Tier 1, Grandview School District	542,028.00	85,547.34	384,963.03	157,064.97	542,028.00	71.0%
5223-02565	Contracted Services - Tier 1, Raytown School District	426,540.00	33,660.00	302,940.00	100,980.00	403,920.00	71.0%
5223-04923	Contracted Services - Tier 1, Emmanuel F&C Dev Ctr	506,282.00	39,952.83	359,575.47	119,858.53	479,434.00	71.0%
5223-05133	Contracted Services - Tier 1, Excelsior Springs School Dis	334,541.00	0.00	158,400.00	176,141.00	334,541.00	47.3%
5223-05391	Contracted Services - Tier 1, Front Porch Alliance	236,155.00	0.00	111,816.00	124,339.00	236,155.00	47.3%
5223-06160	Contracted Services - Tier 1, Guadalupe Center Inc	678,712.00	53,560.00	482,040.00	196,672.00	678,712.00	71.0%
5223-09516	Contracted Services - Tier 1, Learn A Lot Academy	671,843.00	53,017.91	477,161.19	233,103.81	710,265.00	71.0%
5223-09715	Contracted Services - Tier 1, Lee's Summit School District	539,819.00	0.00	298,195.38	212,996.62	511,192.00	55.2%
5224-03770	Contracted Services - Tier 2, Center School District	690,070.00	54,456.25	490,106.25	163,368.75	653,475.00	71.0%
5224-05515	Contracted Services - Tier 2, The Family Conservancy	997,033.00	157,360.00	708,120.00	236,040.00	944,160.00	71.0%
5224-18116	Contracted Services - Tier 2, EarlystART (UICS)	1,276,377.00	100,724.17	906,517.53	331,244.97	1,237,762.50	71.0%
5220-00000	Contracted Service	349,982.37	14,168.47	107,131.01	0.00	107,131.01	30.6%
5220-02212	Contracted Service, Ann Camey	51,840.00	3,667.50	37,001.25	14,838.75	51,840.00	71.4%
5220-02226	Contracted Service, Twoana Clark-Sheppard	8,000.00	0.00	300.00	7,700.00	8,000.00	3.8%
5220-02361	Contracted Service, Cultivating Potential (Amy Thompson	78,000.00	4,381.94	59,483.37	19,859.34	79,342.71	76.3%
5220-02590	Contracted Service, Cornerstones of Care	34,000.00	1,175.00	15,375.00	18,625.00	34,000.00	45.2%
5220-02937	Contracted Service, Marcos Castillo	5,000.00	1,400.00	1,912.50	3,087.50	5,000.00	38.3%
5220-03245	Contracted Service, Child Plus	50,427.00	3,837.81	38,378.07	0.00	38,378.07	76.1%
5220-04795	Contracted Service, Carol Dietzschold	26,000.00	2,025.00	19,324.80	6,675.20	26,000.00	74.3%
5220-05105	Contracted Service, Easter Seals Midwest	10,000.00	440.00	1,760.00	8,240.00	10,000.00	17.6%
5220-05515	Contracted Service, The Family Conservancy	141,050.00	0.00	43,656.85	97,393.15	141,050.00	31.0%
5220-06037	Contracted Service, Suzanne Grace	45,950.00	0.00	29,766.25	16,183.75	45,950.00	64.8%
5220-07982	Contracted Service, Jewish Vocational Service	30,000.00	1,096.09	12,657.72	17,342.28	30,000.00	42.2%
5220-08003	Contracted Service, Jewish Family Services	10,000.00	4,700.00	4,700.00	5,300.00	10,000.00	47.0%
5220-08753	Contracted Service, KVC	12,500.00	1,150.00	3,950.00	1,050.00	5,000.00	31.6%

MID-AMERICA REGIONAL COUNCIL (MARC)
 42210 Federal Core HS/EHS FY22-23
 For the Eight Months Ending Thursday, August 31, 2023

Account	Description	Cumulative Budget	Current Month	Cumulative Actual	Obligations Encumbrances	Cumulative Total	Actual % Spent
5220-09503	Contracted Service, Angela Lanigan	5,000.00	0.00	1,375.00	3,625.00	5,000.00	27.5%
5220-10492	Contracted Service, Crystallynn Belt	8,000.00	70.00	5,568.75	2,431.25	8,000.00	69.6%
5220-10621	Contracted Service, MBD Business Service (Maria Brobst	10,000.00	1,027.50	4,575.00	5,425.00	10,000.00	45.8%
5220-10689	Contracted Service, Georgia Mueller	22,440.00	0.00	15,840.00	6,600.00	22,440.00	70.6%
5220-13247	Contracted Service, Karen Osborn	54,000.00	607.50	38,778.75	15,221.25	54,000.00	71.8%
5220-14545	Contracted Service, Proprio Language Services	55,000.00	10,260.79	32,387.42	22,612.57	54,999.99	58.9%
5220-14906	Contracted Service, Reflect to Connect Psychology	10,000.00	0.00	8,650.00	6,350.00	15,000.00	86.5%
5220-16089	Contracted Service, Social Work PRN	30,000.00	1,794.32	10,109.81	19,890.19	30,000.00	33.7%
5220-16142	Contracted Service, Mary Signer	31,958.50	900.00	6,345.00	5,655.00	12,000.00	19.9%
5220-16925	Contracted Service, Liz Smith	27,360.00	360.00	16,638.75	9,911.25	26,550.00	60.8%
5220-16926	Contracted Service, Partners in Play (Jill Smith)	8,000.63	2,129.38	13,924.38	5,576.25	19,500.63	174.0%
5220-18027	Contracted Service, True Journey Consulting	15,000.00	0.00	0.00	15,000.00	15,000.00	0.0%
5220-19303	Contracted Service, Kathy Waage	0.00	4,200.00	4,200.00	15,300.00	19,500.00	----
5220-19542	Contracted Service, Rise & Shine (Pam Wine)	15,000.00	600.00	1,600.00	13,400.00	15,000.00	10.7%
5220-20260	Contracted Service, Pam Wyman	30,240.00	0.00	18,978.75	11,261.25	30,240.00	62.8%
5220-20660	Contracted Service, Kathi Winkler	20,000.00	2,595.00	8,940.00	11,060.00	20,000.00	44.7%
5230-00000	Legal Fees	5,000.00	0.00	0.00	0.00	0.00	0.0%
5240-00000	Service Agreements	30,666.00	659.51	6,006.76	0.00	6,006.76	19.6%
5240-18835	Service Agreements, Verizon Wireless	15,400.00	1,280.34	8,916.02	0.00	8,916.02	57.9%
5310-00000	Insurance	10,236.00	1,911.00	13,542.00	0.00	13,542.00	132.3%
5410-00000	In Region Travel	10,000.00	36.55	6,491.79	0.00	6,491.79	64.9%
5420-00000	Out of Region Travel	55,032.00	6,346.41	29,853.72	0.00	29,853.72	54.2%
5430-00000	Registration Fees	36,535.00	12,389.00	21,768.33	0.00	21,768.33	59.6%
5440-00000	Meeting	22,575.00	9,056.41	22,808.06	0.00	22,808.06	101.0%
5450-00000	Periodical & Subscriptions	530.00	0.00	19.99	0.00	19.99	3.8%
5450-20545	Periodical & Subscriptions, WIPFLI	995.00	995.00	995.00	0.00	995.00	100.0%
5460-00000	Professional Memberships	4,674.00	750.00	6,100.00	0.00	6,100.00	130.5%
5625-00000	Child Care Reimbursements	18,540.00	0.00	14,637.56	0.00	14,637.56	79.0%
5660-00000	Other Expense	74,125.00	15,800.59	18,585.45	0.00	18,585.45	25.1%
5685-00000	Printing	15,000.00	0.00	235.98	0.00	235.98	1.6%
5700-00000	Supplies and General Expense	190,760.00	1,930.57	11,590.20	0.00	11,590.20	6.1%
5706-00000	Supplies - Equipment - <\$2,000	72,520.00	2,155.96	3,494.45	0.00	3,494.45	4.8%
5760-00000	Training Expense	55,943.00	0.00	9,097.44	0.00	9,097.44	16.3%
5760-00009	Training Expense, Ability KC	5,483.00	0.00	0.00	5,483.00	5,483.00	0.0%
5760-01690	Training Expense, Blue Springs School District	4,033.00	445.75	445.75	3,587.25	4,033.00	11.1%
5760-02370	Training Expense, Grandview School District	9,246.00	0.00	1,451.07	7,794.93	9,246.00	15.7%
5760-02565	Training Expense, Raytown School District	8,335.00	0.00	7,365.79	969.21	8,335.00	88.4%
5760-03770	Training Expense, Center School District	12,369.00	0.00	8,405.14	3,963.86	12,369.00	68.0%
5760-04923	Training Expense, Emmanuel F&C Dev Ctr	9,313.00	0.00	0.00	9,313.00	9,313.00	0.0%
5760-05133	Training Expense, Excelsior Springs School District	6,718.00	0.00	310.78	6,718.00	7,028.78	4.6%
5760-05391	Training Expense, Front Porch Alliance	2,933.00	0.00	0.00	2,933.00	2,933.00	0.0%
5760-05515	Training Expense, The Family Conservancy	10,949.00	0.00	0.00	10,949.00	10,949.00	0.0%

MID-AMERICA REGIONAL COUNCIL (MARC)
 42210 Federal Core HS/EHS FY22-23
 For the Eight Months Ending Thursday, August 31, 2023

Account	Description	Cumulative Budget	Current Month	Cumulative Actual	Obligations Encumbrances	Cumulative Total	Actual % Spent
5760-06160	Training Expense, Guadalupe Center Inc	13,435.00	0.00	0.00	13,435.00	13,435.00	0.0%
5760-09516	Training Expense, Learn A Lot Academy	11,636.00	0.00	0.00	12,497.00	12,497.00	0.0%
5760-09715	Training Expense, Lee's Summit School District	9,105.00	0.00	0.00	9,105.00	9,105.00	0.0%
5760-18116	Training Expense, EarlystART (UICS)	22,706.00	0.00	635.00	22,071.00	22,706.00	2.8%
6000-00000	Salaries - Regular - Direct	1,853,860.00	138,586.33	1,391,090.36	0.00	1,391,090.36	75.0%
6030-00000	Salaries - Intern - Direct	0.00	0.00	2,064.00	0.00	2,064.00	-----
6100-00000	Fr Benefits - Regular - Direct	940,797.00	71,233.36	708,417.20	0.00	708,417.20	75.3%
6110-00000	Fr Benefits - Intern - Direct	0.00	0.00	157.88	0.00	157.88	-----
6800-00000	Indirect Costs - Regular	892,544.12	63,575.37	642,836.70	0.00	642,836.70	72.0%
6810-00000	Indirect Costs - Intern	0.00	0.00	673.23	0.00	673.23	-----
6830-00000	Indirect Costs - Subsidy Trans	(27,788.12)	(1,888.38)	(19,308.85)	0.00	(19,308.85)	69.5%
6910-00000	Rent - MARC Main Office Space	98,472.50	7,717.98	75,448.21	0.00	75,448.21	76.6%
	Total Expenses	30,135,089.00	1,866,225.96	18,506,739.57	9,763,838.58	28,270,578.15	61.4%
						Balance / % Remaining	11,628,349.43 38.6%
7000-07800	Contributed Services, Independence Public Schools	0.00	282,362.27	854,001.27	0.00	854,001.27	0.0%
7000-08550	Contributed Services, Kansas City Public Schools	0.00	0.00	229,188.51	0.00	229,188.51	0.0%
7000-13205	Contributed Services, Operation Breakthrough	0.00	0.00	376,445.76	0.00	376,445.76	0.0%
7000-20425	Contributed Services, YMCA Of Greater Kansas City	0.00	25,311.81	427,220.47	0.00	427,220.47	0.0%
	Total Contributed Services	0.00	307,674.08	1,886,856.01	0.00	1,886,856.01	-----
GRAND TOTAL		30,135,089.00	2,173,900.04	20,393,595.58	9,763,838.58	30,157,434.16	67.7%
	DSPs	24,563,924.00		14,943,778.66			60.8%
	Contractual Agrmnts	1,194,748.50		563,308.43			47.1%
	MARC Admin	4,376,416.50		2,999,652.48			68.5%
		30,135,089.00		18,506,739.57			61.4%

MID-AMERICA REGIONAL COUNCIL (MARC)
 42140 Federal EHS Expansion FY22-23
 For the Eight Months Ending Thursday, August 31, 2023

Account	Description	Cumulative Budget	Current Month	Cumulative Actual	Obligations Encumbrances	Cumulative Total	Actual % Spent
<u>Revenues</u>							
4111-00000	Federal Grant Revenue	\$1,771,901.00	\$72,115.79	\$1,542,677.21	\$0.00	\$1,542,677.21	87.1%
4511-00000	Contributed Services	0.00	0.00	153,446.46	0.00	153,446.46	-----
	Total Revenues	<u>1,771,901.00</u>	<u>72,115.79</u>	<u>1,696,123.67</u>	<u>0.00</u>	<u>1,696,123.67</u>	<u>95.7%</u>
<u>Expenses</u>							
5210-08550	Federal Subrecipient, Kansas City Public Schools	348,560.00	3,046.02	255,832.55	93,882.04	349,714.59	73.4%
5210-13205	Federal Subrecipient, Operation Breakthrough	595,911.00	0.00	570,463.38	25,447.62	595,911.00	95.7%
5220-01690	Contracted Service, Blue Springs School District	291,065.00	24,255.42	266,809.62	24,255.38	291,065.00	91.7%
5220-09516	Contracted Service, Learn A Lot Academy	218,299.00	18,191.58	200,107.38	18,191.62	218,299.00	91.7%
5220-18116	Contracted Service, EarlystART (UICS)	145,533.00	12,127.75	133,405.25	12,127.75	145,533.00	91.7%
5220-00000	Contracted Service	0.00	1,807.52	1,807.52	0.00	1,807.52	-----
5220-17930	Contracted Service, Amy Thompson	8,000.00	449.31	6,026.63	630.66	6,657.29	75.3%
5410-00000	In Region Travel	700.00	0.00	0.00	0.00	0.00	0.0%
5420-00000	Out of Region Travel	0.00	0.00	1,468.19	0.00	1,468.19	-----
5660-00000	Other Expense	10,000.00	0.00	0.00	0.00	0.00	0.0%
5700-00000	Supplies and General Expense	30,794.00	2,700.00	2,780.63	0.00	2,780.63	9.0%
5760-00000	Training Expense	1,717.00	199.00	199.00	0.00	199.00	11.6%
5760-01690	Training Expense, Blue Springs School District	6,891.00	758.98	758.98	6,132.02	6,891.00	11.0%
5760-09516	Training Expense, Learn A Lot Academy	5,168.00	0.00	0.00	5,168.00	5,168.00	0.0%
5760-18116	Training Expense, EarlystART (UICS)	3,445.00	0.00	0.00	3,445.00	3,445.00	0.0%
6000-00000	Salaries - Regular - Direct	52,883.00	4,258.58	51,303.97	0.00	51,303.97	97.0%
6100-00000	Fr Benefits - Regular - Direct	25,569.00	2,188.90	26,006.56	0.00	26,006.56	101.7%
6800-00000	Indirect Costs - Regular	26,032.00	1,953.59	23,793.29	0.00	23,793.29	91.4%
6830-00000	Indirect Costs - Subsidy Trans	(1,430.00)	(58.03)	(912.42)	0.00	(912.42)	63.8%
6910-00000	Rent - MARC Main Office Space	2,764.00	237.17	2,826.68	0.00	2,826.68	102.3%
	Total Expenses	<u>1,771,901.00</u>	<u>72,115.79</u>	<u>1,542,677.21</u>	<u>189,280.09</u>	<u>1,731,957.30</u>	<u>87.1%</u>
						<u>Balance / % Remaining</u>	<u>229,223.79</u> <u>12.9%</u>
7000-08550	Contributed Services, Kansas City Public Schools	0.00	0.00	11,585.71	0.00	11,585.71	0%
7000-13205	Contributed Services, Operation Breakthrough, Inc	0.00	0.00	141,860.75	0.00	141,860.75	0%
	Total Contributed Services	<u>0.00</u>	<u>0.00</u>	<u>153,446.46</u>	<u>0.00</u>	<u>153,446.46</u>	<u>-----</u>
	GRAND TOTAL	<u>1,771,901.00</u>	<u>72,115.79</u>	<u>1,696,123.67</u>	<u>189,280.09</u>	<u>1,885,403.76</u>	<u>95.7%</u>
	DSPs	1,614,872.00		1,427,377.16			88.4%
	MARC Admin	157,029.00		115,300.05			73.4%
		<u>1,771,901.00</u>		<u>1,542,677.21</u>			<u>87.1%</u>

MID-AMERICA REGIONAL COUNCIL (MARC)
 42205 COVID (CRRSAA/ARP) FY21-23
 For the Eight Months Ending Thursday, August 31, 2023

Account	Description	Cumulative Budget	Current Month	Cumulative Actual	Obligations Encumbrances	Cumulative Total	Actual % Spent
<u>Revenues</u>							
4111-00000	Federal Grant Revenue	\$3,556,489.00	\$12,710.42	\$3,556,489.00	\$0.00	\$3,556,489.00	100.0%
	Total Revenues	3,556,489.00	12,710.42	3,556,489.00	0.00	3,556,489.00	100.0%
<u>Expenses</u>							
5210-07800	Federal Subrecipient, Independence Public Schools	220,754.00	0.00	584,171.49	0.00	584,171.49	264.6%
5210-08550	Federal Subrecipient, Kansas City Public Schools	200,000.00	750.00	77,483.53	0.00	77,483.53	38.7%
5210-13205	Federal Subrecipient, Operation Breakthrough	334,328.00	0.00	501,704.00	0.00	501,704.00	150.1%
5210-20425	Federal Subrecipient, YMCA Of Greater Kansas City	531,931.00	0.00	429,784.30	0.00	429,784.30	80.8%
5220-00000	Contracted Service	250,102.00	0.00	163,217.50	0.00	163,217.50	65.3%
5220-02590	Contracted Service, Cornerstones of Care	10,000.00	0.00	10,000.00	0.00	10,000.00	100.0%
5220-05042	Contracted Service, Erikson Institute	26,200.00	0.00	30,200.00	0.00	30,200.00	115.3%
5220-18027	Contracted Service, True Journey Consulting	10,000.00	0.00	5,250.00	0.00	5,250.00	52.5%
5220-19260	Contracted Service, Pam Wyman	2,160.00	0.00	2,160.00	0.00	2,160.00	100.0%
5220-19542	Contracted Service, Rise & Shine (Pam Wine)	10,000.00	0.00	4,600.00	0.00	4,600.00	46.0%
5250-00000	Media Advertising (TV, Radio)	36,377.80	0.00	51,281.73	0.00	51,281.73	141.0%
5420-00000	Out of Region Travel	8,705.91	0.00	4,525.02	0.00	4,525.02	52.0%
5440-00000	Meeting	6,000.00	0.00	6,031.39	0.00	6,031.39	100.5%
5600-00000	Classified Ads	105.00	0.00	105.00	0.00	105.00	100.0%
5625-00000	Child Care Reimbursements	7,200.00	0.00	3,650.00	0.00	3,650.00	50.7%
5660-00000	Other Expense	493,694.43	0.00	226,202.57	0.00	226,202.57	45.8%
5660-00009	Other Expense, Ability KC	137,203.00	0.00	50,173.88	0.00	50,173.88	36.6%
5660-01690	Other Expense, Blue Springs School District	18,000.00	0.00	17,060.00	0.00	17,060.00	94.8%
5660-02565	Other Expense, Raytown School District	86,349.00	0.00	95,258.50	0.00	95,258.50	110.3%
5660-04923	Other Expense, Emmanuel F&C Dev Ctr	224,155.00	0.00	240,212.27	0.00	240,212.27	107.2%
5660-05133	Other Expense, Excelsior Springs School District	200,000.00	11,960.42	252,235.30	0.00	252,235.30	126.1%
5660-05391	Other Expense, Front Porch Alliance	8,882.00	0.00	28,500.50	0.00	28,500.50	320.9%
5660-06160	Other Expense, Guadalupe Center Inc	53,233.00	0.00	75,044.69	0.00	75,044.69	141.0%
5660-09516	Other Expense, Learn A Lot Academy	118,401.00	0.00	167,883.64	0.00	167,883.64	141.8%
5660-18116	Other Expense, EarlystART (UICS)	366,764.00	0.00	408,274.20	0.00	408,274.20	111.3%
5700-00000	Supplies and General Expense	194,689.00	0.00	64,135.46	0.00	64,135.46	32.9%
6000-00000	Salaries - Regular - Direct	624.38	0.00	28,704.38	0.00	28,704.38	4597.3%
6100-00000	Fr Benefits - Regular - Direct	305.32	0.00	14,738.44	0.00	14,738.44	4827.2%
6800-00000	Indirect Costs - Regular	297.50	0.00	13,178.98	0.00	13,178.98	4429.9%
6830-00000	Indirect Costs - Subsidy Trans	(9.29)	0.00	(391.91)	0.00	(391.91)	4218.6%
6910-00000	Rent - MARC Main Office Space	36.95	0.00	1,114.14	0.00	1,114.14	3015.3%
	Total Expenses	3,556,489.00	12,710.42	3,556,489.00	0.00	3,556,489.00	100.0%
						Balance / % Remaining	0.00 0.0%
	GRAND TOTAL	3,556,489.00	12,710.42	3,556,489.00	0.00	3,556,489.00	100.0%

MID-AMERICA REGIONAL COUNCIL (MARC)
 48540 MO EHS FY23-24
 For the Eight Months Ending Thursday, August 31, 2023
 Income Statement

Account	Description	Cumulative Budget	Current Month	Cumulative Actual	Obligations Encumbrances	Cumulative Total	Actual % Spent
<u>Revenues</u>							
4211-00000	State Grant Revenue	\$1,642,600.00	\$21,200.74	\$24,391.00	\$0.00	\$24,391.00	1.5%
	Total Revenues	<u>1,642,600.00</u>	<u>21,200.74</u>	<u>24,391.00</u>	<u>0.00</u>	<u>24,391.00</u>	<u>1.5%</u>
<u>Expenses</u>							
5220-07800	Contracted Service, Independence Public Schools	717,025.00	20,258.94	20,258.94	696,766.06	717,025.00	2.8%
5220-13205	Contracted Service, Operation Breakthrough	909,150.00	0.00	0.00	0.00	0.00	0.0%
6000-00000	Salaries - Regular - Direct	8,150.00	464.30	2,032.08	0.00	2,032.08	24.9%
6100-00000	Fr Benefits - Regular - Direct	4,188.00	238.65	1,044.49	0.00	1,044.49	24.9%
6800-00000	Indirect Costs - Regular	3,739.00	212.99	932.20	0.00	932.20	24.9%
6830-00000	Indirect Costs - Subsidy Trans	(111.00)	0.00	0.00	0.00	0.00	0.0%
6910-00000	Rent - MARC Main Office Space	459.00	25.86	123.29	0.00	123.29	26.9%
	Total Expenses	<u>1,642,600.00</u>	<u>21,200.74</u>	<u>24,391.00</u>	<u>696,766.06</u>	<u>721,157.06</u>	<u>1.5%</u>
					Balance / % Remaining	<u>1,618,209.00</u>	<u>98.5%</u>
	GRAND TOTAL	<u>1,642,600.00</u>	<u>21,200.74</u>	<u>24,391.00</u>	<u>696,766.06</u>	<u>721,157.06</u>	<u>1.5%</u>

MID-AMERICA REGIONAL COUNCIL (MARC)
 41700 HS Local Community Support
 For the Eight Months Ending Thursday, August 31, 2023

Account	Description	Cumulative Budget	Current Month	Cumulative Actual	Obligations Encumbrances	Cumulative Total	Actual % Spent
<u>Revenues</u>							
4390-00000	Program Income	\$32,769.64	\$17.09	\$24,272.04	\$0.00	\$24,272.04	74.1%
	Total Revenues	32,769.64	17.09	24,272.04	0.00	24,272.04	74.1%
<u>Expenses</u>							
5220-00000	Contracted Service	1,460.50	0.00	1,910.50	0.00	1,910.50	130.8%
5220-04795	Contracted Service, Carol Dietzschold	2,500.80	0.00	2,500.80	0.00	2,500.80	100.0%
5220-14545	Contracted Service, Proprio Language Services	802.70	0.00	802.70	0.00	802.70	100.0%
5420-00000	Out of Region Travel	403.85	0.00	403.22	0.00	403.22	99.8%
5431-00000	Registration Fees	535.00	0.00	535.00	0.00	535.00	100.0%
5440-00000	Meeting	1,829.55	0.00	1,829.55	0.00	1,829.55	100.0%
5625-00000	Child Care Reimbursements	664.19	0.00	664.19	0.00	664.19	100.0%
5660-00000	Other Expense	13,561.30	17.09	11,369.72	0.00	11,369.72	83.8%
5685-00000	Printing	1,563.21	0.00	1,563.21	0.00	1,563.21	100.0%
5700-00000	Supplies and General Expense	6,826.54	0.00	71.15	0.00	71.15	1.0%
5760-00000	Training Expense	2,622.00	0.00	2,622.00	0.00	2,622.00	100.0%
	Total Expenses	32,769.64	17.09	24,272.04	0.00	24,272.04	74.1%
GRAND TOTAL		32,769.64	17.09	24,272.04	0.00	24,272.04	74.1%

MID-AMERICA REGIONAL COUNCIL (MARC)
 41750 HRSA MCHB - P4 Challenge FY21
 For the Eight Months Ending Thursday, August 31, 2023

Account	Description	Cumulative Budget	Current Month	Cumulative Actual	Obligations Encumbrances	Cumulative Total	Actual % Spent
<u>Revenues</u>							
4390-00000	Program Income	\$55,000.00	(\$98.00)	\$2,351.44	\$0.00	\$2,351.44	4.3%
	Total Revenues	55,000.00	(98.00)	2,351.44	0.00	2,351.44	4.3%
<u>Expenses</u>							
5660-00000	Other Expense	55,000.00	(98.00)	2,351.44	0.00	2,351.44	4.3%
	Total Expenses	55,000.00	(98.00)	2,351.44	0.00	2,351.44	4.3%
	GRAND TOTAL	55,000.00	(98.00)	2,351.44	0.00	2,351.44	4.3%

MID-AMERICA REGIONAL COUNCIL (MARC)
 46809 Parent Advisory Council FY23
 For the Eight Months Ending Thursday, August 31, 2023

Account	Description	Cumulative Budget	Current Month	Cumulative Actual	Obligations Encumbrances	Cumulative Total	Actual % Spent
<u>Revenues</u>							
4390-00000	State Grant Revenue	\$16,038.00	\$0.00	\$0.00	\$0.00	\$0.00	0.0%
	Total Revenues	16,038.00	0.00	0.00	0.00	0.00	0.0%
<u>Expenses</u>							
5220-00000	Contracted Service	6,300.00	0.00	0.00	0.00	0.00	0.0%
5410-00000	In Region Travel	432.00	0.00	0.00	0.00	0.00	0.0%
5440-00000	Meeting	3,648.00	0.00	0.00	0.00	0.00	0.0%
5625-00000	Child Care Reimbursements	3,000.00	0.00	0.00	0.00	0.00	0.0%
5660-00000	Other Expense	1,458.00	0.00	0.00	0.00	0.00	0.0%
5700-00000	Supplies and General Expense	1,200.00	0.00	0.00	0.00	0.00	0.0%
	Total Expenses	16,038.00	0.00	0.00	0.00	0.00	0.0%
Balance / % Remaining						16,038.00	100.0%
GRAND TOTAL		16,038.00	0.00	0.00	0.00	0.00	0.0%

MID-AMERICA REGIONAL COUNCIL (MARC)
 42210 Federal Core HS/EHS FY22-23
 For the Nine Months Ending Saturday, September 30, 2023

Account	Description	Cumulative Budget	Current Month	Cumulative Actual	Obligations Encumbrances	Cumulative Total	Actual % Spent
<u>Revenues</u>							
4111-00000	Federal Grant Revenue	\$30,562,935.00	\$1,673,653.97	\$20,180,393.54	\$0.00	\$20,180,393.54	66.0%
4511-00000	Contributed Services	0.00	83,903.45	1,970,759.46	0.00	1,970,759.46	-----
	Total Revenues	30,562,935.00	1,757,557.42	22,151,153.00	0.00	22,151,153.00	72.5%
<u>Expenses</u>							
5110-00000	Equipment	0.00	0.00	24,131.00	0.00	24,131.00	-----
5210-07800	Federal Subrecipient, Independence Public Schools	3,280,721.00	0.00	2,131,064.43	1,204,906.57	3,335,971.00	65.0%
5210-08550	Federal Subrecipient, Kansas City Public Schools	5,653,388.00	3,462.39	3,004,152.19	2,651,276.18	5,655,428.37	53.1%
5210-13205	Federal Subrecipient, Operation Breakthrough	2,828,258.00	399,267.42	2,132,712.34	354,133.66	2,486,846.00	75.4%
5210-20425	Federal Subrecipient, YMCA of Greater Kansas City	5,569,415.00	355,337.30	3,426,563.68	2,135,513.32	5,562,077.00	61.5%
5223-00009	Contracted Services - Tier 1, Ability KC	267,646.00	0.00	190,089.72	77,556.28	267,646.00	71.0%
5223-01690	Contracted Services - Tier 1, Blue Springs School District	232,213.00	13,201.67	132,016.70	26,403.30	158,420.00	56.9%
5223-02370	Contracted Services - Tier 1, Grandview School District	542,028.00	42,773.67	427,736.70	114,291.30	542,028.00	78.9%
5223-02565	Contracted Services - Tier 1, Raytown School District	426,540.00	33,660.00	336,600.00	67,320.00	403,920.00	78.9%
5223-04923	Contracted Services - Tier 1, Emmanuel F&C Dev Ctr	506,282.00	39,952.83	399,528.30	79,905.70	479,434.00	78.9%
5223-05133	Contracted Services - Tier 1, Excelsior Springs School Dis	334,541.00	0.00	158,400.00	176,141.00	334,541.00	47.3%
5223-05391	Contracted Services - Tier 1, Front Porch Alliance	236,155.00	0.00	111,816.00	124,339.00	236,155.00	47.3%
5223-06160	Contracted Services - Tier 1, Guadalupe Center Inc	678,712.00	53,560.00	535,600.00	143,112.00	678,712.00	78.9%
5223-09516	Contracted Services - Tier 1, Learn A Lot Academy	720,543.00	53,017.91	530,179.10	180,085.90	710,265.00	73.6%
5223-09715	Contracted Services - Tier 1, Lee's Summit School District	539,819.00	0.00	298,195.38	212,996.62	511,192.00	55.2%
5224-03770	Contracted Services - Tier 2, Center School District	690,070.00	54,456.25	544,562.50	108,912.50	653,475.00	78.9%
5224-05515	Contracted Services - Tier 2, The Family Conservancy	997,033.00	78,680.00	786,800.00	157,360.00	944,160.00	78.9%
5224-18116	Contracted Services - Tier 2, EarlystART (UICS)	1,308,844.00	100,724.17	1,007,241.70	230,520.80	1,237,762.50	77.0%
5220-00000	Contracted Service	371,093.37	13,700.18	120,831.19	0.00	120,831.19	32.6%
5220-02212	Contracted Service, Ann Camey	51,840.00	5,985.00	42,986.25	8,853.75	51,840.00	82.9%
5220-02226	Contracted Service, Twoana Clark-Sheppard	8,000.00	0.00	300.00	7,700.00	8,000.00	3.8%
5220-02361	Contracted Service, Cultivating Potential (Amy Thompson	78,000.00	0.00	59,483.37	19,859.34	79,342.71	76.3%
5220-02590	Contracted Service, Cornerstones of Care	34,000.00	825.00	16,200.00	17,800.00	34,000.00	47.6%
5220-02937	Contracted Service, Marcos Castillo	5,000.00	137.50	2,050.00	2,950.00	5,000.00	41.0%
5220-03245	Contracted Service, Child Plus	50,427.00	3,837.81	42,215.88	0.00	42,215.88	83.7%
5220-04795	Contracted Service, Carol Dietzschold	26,000.00	3,255.00	22,579.80	3,420.20	26,000.00	86.8%
5220-05105	Contracted Service, Easter Seals Midwest	10,000.00	0.00	1,760.00	8,240.00	10,000.00	17.6%
5220-05515	Contracted Service, The Family Conservancy	141,050.00	34,625.00	78,281.85	62,768.15	141,050.00	55.5%
5220-06037	Contracted Service, Suzanne Grace	45,950.00	1,602.50	31,368.75	14,581.25	45,950.00	68.3%
5220-07982	Contracted Service, Jewish Vocational Service	30,000.00	967.96	13,625.68	16,374.32	30,000.00	45.4%
5220-08003	Contracted Service, Jewish Family Services	10,000.00	0.00	4,700.00	5,300.00	10,000.00	47.0%
5220-08753	Contracted Service, KVC	12,500.00	0.00	3,950.00	1,050.00	5,000.00	31.6%

MID-AMERICA REGIONAL COUNCIL (MARC)
 42210 Federal Core HS/EHS FY22-23
 For the Nine Months Ending Saturday, September 30, 2023

Account	Description	Cumulative Budget	Current Month	Cumulative Actual	Obligations Encumbrances	Cumulative Total	Actual % Spent
5220-09503	Contracted Service, Angela Lanigan	5,000.00	537.50	1,912.50	3,087.50	5,000.00	38.3%
5220-10492	Contracted Service, Crystallynn Belt	8,000.00	0.00	5,568.75	2,431.25	8,000.00	69.6%
5220-10621	Contracted Service, MBD Business Service (Maria Brobst	10,000.00	82.50	4,657.50	5,342.50	10,000.00	46.6%
5220-10689	Contracted Service, Georgia Mueller	22,440.00	1,305.00	17,145.00	5,295.00	22,440.00	76.4%
5220-13247	Contracted Service, Karen Osborn	54,000.00	4,421.25	43,200.00	10,800.00	54,000.00	80.0%
5220-14545	Contracted Service, Proprio Language Services	55,000.00	4,008.78	36,396.20	18,603.79	54,999.99	66.2%
5220-14906	Contracted Service, Reflect to Connect Psychology	10,000.00	975.00	9,625.00	5,375.00	15,000.00	96.3%
5220-16089	Contracted Service, Social Work PRN	30,000.00	4,855.08	14,964.89	15,035.11	30,000.00	49.9%
5220-16142	Contracted Service, Mary Signer	31,958.50	630.00	6,975.00	5,025.00	12,000.00	21.8%
5220-16925	Contracted Service, Liz Smith	27,360.00	0.00	16,638.75	9,911.25	26,550.00	60.8%
5220-16926	Contracted Service, Partners in Play (Jill Smith)	8,000.63	0.00	13,924.38	5,576.25	19,500.63	174.0%
5220-18027	Contracted Service, True Journey Consulting	15,000.00	0.00	0.00	15,000.00	15,000.00	0.0%
5220-19303	Contracted Service, Kathy Waage	0.00	6,247.50	10,447.50	9,052.50	19,500.00	-----
5220-19542	Contracted Service, Rise & Shine (Pam Wine)	15,000.00	0.00	1,600.00	13,400.00	15,000.00	10.7%
5220-20260	Contracted Service, Pam Wyman	30,240.00	0.00	18,978.75	11,261.25	30,240.00	62.8%
5220-20660	Contracted Service, Kathi Winkler	20,000.00	1,260.00	10,200.00	9,800.00	20,000.00	51.0%
5230-00000	Legal Fees	5,000.00	0.00	0.00	0.00	0.00	0.0%
5240-00000	Service Agreements	30,666.00	2,252.17	8,258.93	0.00	8,258.93	26.9%
5240-18835	Service Agreements, Verizon Wireless	15,400.00	0.00	8,916.02	0.00	8,916.02	57.9%
5310-00000	Insurance	10,236.00	1,911.00	15,453.00	0.00	15,453.00	151.0%
5410-00000	In Region Travel	10,136.00	624.24	7,116.03	0.00	7,116.03	70.2%
5420-00000	Out of Region Travel	55,032.00	18,466.35	48,320.07	0.00	48,320.07	87.8%
5430-00000	Registration Fees	36,952.00	13,810.00	35,578.33	0.00	35,578.33	96.3%
5440-00000	Meeting	22,575.00	926.79	23,734.85	0.00	23,734.85	105.1%
5450-00000	Periodical & Subscriptions	530.00	0.00	19.99	0.00	19.99	3.8%
5450-20545	Periodical & Subscriptions, WIPFLI	995.00	0.00	995.00	0.00	995.00	100.0%
5460-00000	Professional Memberships	4,674.00	0.00	6,100.00	0.00	6,100.00	130.5%
5625-00000	Child Care Reimbursements	18,540.00	1,760.00	16,397.56	0.00	16,397.56	88.4%
5660-00000	Other Expense	74,125.00	1,186.87	19,772.32	0.00	19,772.32	26.7%
5685-00000	Printing	15,000.00	0.00	235.98	0.00	235.98	1.6%
5700-00000	Supplies and General Expense	193,522.00	2,068.70	13,658.90	0.00	13,658.90	7.1%
5706-00000	Supplies - Equipment - <\$2,000	73,320.00	12,701.77	16,196.22	0.00	16,196.22	22.1%
5760-00000	Training Expense	56,229.00	0.00	9,097.44	0.00	9,097.44	16.2%
5760-00009	Training Expense, Ability KC	5,483.00	0.00	0.00	5,483.00	5,483.00	0.0%
5760-01690	Training Expense, Blue Springs School District	5,182.00	0.00	445.75	3,587.25	4,033.00	8.6%
5760-02370	Training Expense, Grandview School District	9,246.00	0.00	1,451.07	7,794.93	9,246.00	15.7%
5760-02565	Training Expense, Raytown School District	8,335.00	0.00	7,365.79	969.21	8,335.00	88.4%
5760-03770	Training Expense, Center School District	12,369.00	0.00	8,405.14	3,963.86	12,369.00	68.0%
5760-04923	Training Expense, Emmanuel F&C Dev Ctr	9,313.00	0.00	0.00	9,313.00	9,313.00	0.0%
5760-05133	Training Expense, Excelsior Springs School District	6,718.00	0.00	310.78	6,718.00	7,028.78	4.6%
5760-05391	Training Expense, Front Porch Alliance	2,933.00	0.00	0.00	2,933.00	2,933.00	0.0%
5760-05515	Training Expense, The Family Conservancy	10,949.00	0.00	0.00	10,949.00	10,949.00	0.0%

MID-AMERICA REGIONAL COUNCIL (MARC)
 42210 Federal Core HS/EHS FY22-23
 For the Nine Months Ending Saturday, September 30, 2023

Account	Description	Cumulative Budget	Current Month	Cumulative Actual	Obligations Encumbrances	Cumulative Total	Actual % Spent
5760-06160	Training Expense, Guadalupe Center Inc	13,435.00	0.00	0.00	13,435.00	13,435.00	0.0%
5760-09516	Training Expense, Learn A Lot Academy	12,497.00	0.00	0.00	12,497.00	12,497.00	0.0%
5760-09715	Training Expense, Lee's Summit School District	9,105.00	0.00	0.00	9,105.00	9,105.00	0.0%
5760-18116	Training Expense, EarlystART (UICS)	23,280.00	16,940.00	17,575.00	5,131.00	22,706.00	75.5%
6000-00000	Salaries - Regular - Direct	1,866,366.00	141,055.41	1,532,145.77	0.00	1,532,145.77	82.1%
6030-00000	Salaries - Intern - Direct	0.00	0.00	2,064.00	0.00	2,064.00	-----
6100-00000	Fr Benefits - Regular - Direct	947,226.00	72,502.50	780,919.70	0.00	780,919.70	82.4%
6110-00000	Fr Benefits - Intern - Direct	0.00	0.00	157.88	0.00	157.88	-----
6800-00000	Indirect Costs - Regular	898,270.12	64,708.05	707,544.75	0.00	707,544.75	78.8%
6810-00000	Indirect Costs - Intern	0.00	0.00	673.23	0.00	673.23	-----
6830-00000	Indirect Costs - Subsidy Trans	(27,948.12)	(1,922.03)	(21,230.88)	0.00	(21,230.88)	76.0%
6910-00000	Rent - MARC Main Office Space	99,176.50	7,897.98	83,346.19	0.00	83,346.19	84.0%
Total Expenses		30,562,935.00	1,674,241.97	20,180,981.54	8,450,546.79	28,631,528.33	66.0%
Balance / % Remaining						10,381,953.46	34.0%
7000-07800	Contributed Services, Independence Public Schools	0.00	0.00	854,001.27	0.00	854,001.27	0%
7000-08550	Contributed Services, Kansas City Public Schools	0.00	0.00	229,188.51	0.00	229,188.51	0%
7000-13205	Contributed Services, Operation Breakthrough	0.00	34,920.91	411,366.67	0.00	411,366.67	0%
7000-20425	Contributed Services, YMCA Of Greater Kansas City	0.00	48,982.54	476,203.01	0.00	476,203.01	0%
Total Contributed Services		0.00	83,903.45	1,970,759.46	0.00	1,970,759.46	-----
GRAND TOTAL		30,562,935.00	1,758,145.42	22,151,741.00	8,450,546.79	30,602,287.79	72.5%
DSPs		24,941,053.00		16,188,812.27			64.9%
Contractual Agrmnts		1,215,859.50		652,566.99			53.7%
MARC Admin		4,406,022.50		3,339,602.28			75.8%
		30,562,935.00		20,180,981.54			66.0%

MID-AMERICA REGIONAL COUNCIL (MARC)
 42140 Federal EHS Expansion FY22-23
 For the Nine Months Ending Saturday, September 30, 2023

Account	Description	Cumulative Budget	Current Month	Cumulative Actual	Obligations Encumbrances	Cumulative Total	Actual % Spent
<u>Revenues</u>							
4111-00000	Federal Grant Revenue	\$1,771,901.00	\$86,733.71	\$1,629,410.92	\$0.00	\$1,629,410.92	92.0%
4511-00000	Contributed Services	0.00	44,329.10	197,775.56	0.00	197,775.56	-----
	Total Revenues	<u>1,771,901.00</u>	<u>131,062.81</u>	<u>1,827,186.48</u>	<u>0.00</u>	<u>1,827,186.48</u>	<u>103.1%</u>
<u>Expenses</u>							
5210-08550	Federal Subrecipient, Kansas City Public Schools	348,560.00	1,370.88	257,203.43	93,882.04	351,085.47	73.8%
5210-13205	Federal Subrecipient, Operation Breakthrough	595,911.00	25,447.62	595,911.00	0.00	595,911.00	100.0%
5220-01690	Contracted Service, Blue Springs School District	291,065.00	24,255.38	291,065.00	0.00	291,065.00	100.0%
5220-09516	Contracted Service, Learn A Lot Academy	218,299.00	18,191.62	218,299.00	0.00	218,299.00	100.0%
5220-18116	Contracted Service, EarlystART (UICS)	145,533.00	12,127.75	145,533.00	0.00	145,533.00	100.0%
5220-00000	Contracted Service	0.00	0.00	1,807.52	0.00	1,807.52	-----
5220-17930	Contracted Service, Cultivating Potential (Amy Thompsor	8,000.00	0.00	6,026.63	630.66	6,657.29	75.3%
5410-00000	In Region Travel	700.00	0.00	0.00	0.00	0.00	0.0%
5420-00000	Out of Region Travel	0.00	0.00	1,468.19	0.00	1,468.19	-----
5660-00000	Other Expense	10,000.00	0.00	0.00	0.00	0.00	0.0%
5700-00000	Supplies and General Expense	30,794.00	0.00	2,780.63	0.00	2,780.63	9.0%
5760-00000	Training Expense	1,717.00	0.00	199.00	0.00	199.00	11.6%
5760-01690	Training Expense, Blue Springs School District	6,891.00	0.00	758.98	6,132.02	6,891.00	11.0%
5760-09516	Training Expense, Learn A Lot Academy	5,168.00	0.00	0.00	5,168.00	5,168.00	0.0%
5760-18116	Training Expense, EarlystART (UICS)	3,445.00	3,445.00	3,445.00	0.00	3,445.00	100.0%
6000-00000	Salaries - Regular - Direct	52,883.00	940.62	52,244.59	0.00	52,244.59	98.8%
6100-00000	Fr Benefits - Regular - Direct	25,569.00	483.48	26,490.04	0.00	26,490.04	103.6%
6800-00000	Indirect Costs - Regular	26,032.00	431.50	24,224.79	0.00	24,224.79	93.1%
6830-00000	Indirect Costs - Subsidy Trans	(1,430.00)	(12.81)	(925.23)	0.00	(925.23)	64.7%
6910-00000	Rent - MARC Main Office Space	2,764.00	52.67	2,879.35	0.00	2,879.35	104.2%
	Total Expenses	<u>1,771,901.00</u>	<u>86,733.71</u>	<u>1,629,410.92</u>	<u>105,812.72</u>	<u>1,735,223.64</u>	<u>92.0%</u>
						<u>Balance / % Remaining</u>	<u>142,490.08</u> <u>8.0%</u>
7000-08550	Contributed Services, Kansas City Public Schools	0.00	0.00	11,585.71	0.00	11,585.71	0%
7000-13205	Contributed Services, Operation Breakthrough, Inc	0.00	44,329.10	186,189.85	0.00	186,189.85	0%
	Total Contributed Services	<u>0.00</u>	<u>44,329.10</u>	<u>197,775.56</u>	<u>0.00</u>	<u>197,775.56</u>	<u>-----</u>
	GRAND TOTAL	<u>1,771,901.00</u>	<u>131,062.81</u>	<u>1,827,186.48</u>	<u>105,812.72</u>	<u>1,932,999.20</u>	<u>103.1%</u>
	DSPs	1,614,872.00		1,512,215.41			93.6%
	MARC Admin	157,029.00		117,195.51			74.6%
		<u>1,771,901.00</u>		<u>1,629,410.92</u>			<u>92.0%</u>

MID-AMERICA REGIONAL COUNCIL (MARC)
 42205 COVID (CRRSAA/ARP) FY21-23
 For the Nine Months Ending Saturday, September 30, 2023

Account	Description	Cumulative Budget	Current Month	Cumulative Actual	Obligations Encumbrances	Cumulative Total	Actual % Spent
<u>Revenues</u>							
4111-00000	Federal Grant Revenue	\$3,556,489.00	\$0.00	\$3,556,489.00	\$0.00	\$3,556,489.00	100.0%
	Total Revenues	3,556,489.00	0.00	3,556,489.00	0.00	3,556,489.00	100.0%
<u>Expenses</u>							
5210-07800	Federal Subrecipient, Independence Public Schools	220,754.00	0.00	584,171.49	0.00	584,171.49	264.6%
5210-08550	Federal Subrecipient, Kansas City Public Schools	200,000.00	0.00	77,483.53	0.00	77,483.53	38.7%
5210-13205	Federal Subrecipient, Operation Breakthrough	334,328.00	0.00	501,704.00	0.00	501,704.00	150.1%
5210-20425	Federal Subrecipient, YMCA Of Greater Kansas City	531,931.00	0.00	429,784.30	0.00	429,784.30	80.8%
5220-00000	Contracted Service	250,102.00	0.00	163,217.50	0.00	163,217.50	65.3%
5220-02590	Contracted Service, Cornerstones of Care	10,000.00	0.00	10,000.00	0.00	10,000.00	100.0%
5220-05042	Contracted Service, Erikson Institute	26,200.00	0.00	30,200.00	0.00	30,200.00	115.3%
5220-18027	Contracted Service, True Journey Consulting	10,000.00	0.00	5,250.00	0.00	5,250.00	52.5%
5220-19260	Contracted Service, Pam Wyman	2,160.00	0.00	2,160.00	0.00	2,160.00	100.0%
5220-19542	Contracted Service, Rise & Shine (Pam Wine)	10,000.00	0.00	4,600.00	0.00	4,600.00	46.0%
5250-00000	Media Advertising (TV, Radio)	36,377.80	0.00	51,281.73	0.00	51,281.73	141.0%
5420-00000	Out of Region Travel	8,705.91	0.00	4,525.02	0.00	4,525.02	52.0%
5440-00000	Meeting	6,000.00	0.00	6,031.39	0.00	6,031.39	100.5%
5600-00000	Classified Ads	105.00	0.00	105.00	0.00	105.00	100.0%
5625-00000	Child Care Reimbursements	7,200.00	0.00	3,650.00	0.00	3,650.00	50.7%
5660-00000	Other Expense	493,694.43	0.00	226,202.57	0.00	226,202.57	45.8%
5660-00009	Other Expense, Ability KC	137,203.00	0.00	50,173.88	0.00	50,173.88	36.6%
5660-01690	Other Expense, Blue Springs School District	18,000.00	0.00	17,060.00	0.00	17,060.00	94.8%
5660-02565	Other Expense, Raytown School District	86,349.00	0.00	95,258.50	0.00	95,258.50	110.3%
5660-04923	Other Expense, Emmanuel F&C Dev Ctr	224,155.00	0.00	240,212.27	0.00	240,212.27	107.2%
5660-05133	Other Expense, Excelsior Springs School District	200,000.00	0.00	252,235.30	0.00	252,235.30	126.1%
5660-05391	Other Expense, Front Porch Alliance	8,882.00	0.00	28,500.50	0.00	28,500.50	320.9%
5660-06160	Other Expense, Guadalupe Center Inc	53,233.00	0.00	75,044.69	0.00	75,044.69	141.0%
5660-09516	Other Expense, Learn A Lot Academy	118,401.00	0.00	167,883.64	0.00	167,883.64	141.8%
5660-18116	Other Expense, EarlystART (UICS)	366,764.00	0.00	408,274.20	0.00	408,274.20	111.3%
5700-00000	Supplies and General Expense	194,689.00	0.00	64,135.46	0.00	64,135.46	32.9%
6000-00000	Salaries - Regular - Direct	624.38	0.00	28,704.38	0.00	28,704.38	4597.3%
6100-00000	Fr Benefits - Regular - Direct	305.32	0.00	14,738.44	0.00	14,738.44	4827.2%
6800-00000	Indirect Costs - Regular	297.50	0.00	13,178.98	0.00	13,178.98	4429.9%
6830-00000	Indirect Costs - Subsidy Trans	(9.29)	0.00	(391.91)	0.00	(391.91)	4218.6%
6910-00000	Rent - MARC Main Office Space	36.95	0.00	1,114.14	0.00	1,114.14	3015.3%
	Total Expenses	3,556,489.00	0.00	3,556,489.00	0.00	3,556,489.00	100.0%
Balance / % Remaining						0.00	0.0%
GRAND TOTAL		3,556,489.00	0.00	3,556,489.00	0.00	3,556,489.00	100.0%

MID-AMERICA REGIONAL COUNCIL (MARC)
 48540 MO EHS FY23-24
 For the Nine Months Ending Saturday, September 30, 2023
 Income Statement

Account	Description	Cumulative Budget	Current Month	Cumulative Actual	Obligations Encumbrances	Cumulative Total	Actual % Spent
<u>Revenues</u>							
4211-00000	State Grant Revenue	\$1,642,600.00	\$191,134.33	\$215,525.33	\$0.00	\$215,525.33	13.1%
	Total Revenues	1,642,600.00	191,134.33	215,525.33	0.00	215,525.33	13.1%
<u>Expenses</u>							
5220-07800	Contracted Service, Independence Public Schools	717,025.00	43,804.81	64,063.75	652,961.25	717,025.00	8.9%
5220-13205	Contracted Service, Operation Breakthrough	909,150.00	146,670.82	146,670.82	762,479.18	909,150.00	16.1%
6000-00000	Salaries - Regular - Direct	8,150.00	324.69	2,356.77	0.00	2,356.77	28.9%
6100-00000	Fr Benefits - Regular - Direct	4,188.00	166.89	1,211.38	0.00	1,211.38	28.9%
6800-00000	Indirect Costs - Regular	3,739.00	148.94	1,081.14	0.00	1,081.14	28.9%
6830-00000	Indirect Costs - Subsidy Trans	(111.00)	0.00	0.00	0.00	0.00	0.0%
6910-00000	Rent - MARC Main Office Space	459.00	18.18	141.47	0.00	141.47	30.8%
	Total Expenses	1,642,600.00	191,134.33	215,525.33	1,415,440.43	1,630,965.76	13.1%
					Balance / % Remaining	1,427,074.67	86.9%
	GRAND TOTAL	1,642,600.00	191,134.33	215,525.33	1,415,440.43	1,630,965.76	13.1%

MID-AMERICA REGIONAL COUNCIL (MARC)
 41700 HS Local Community Support
 For the Nine Months Ending Saturday, September 30, 2023

Account	Description	Cumulative Budget	Current Month	Cumulative Actual	Obligations Encumbrances	Cumulative Total	Actual % Spent
<u>Revenues</u>							
4390-00000	Program Income	\$24,943.74	\$671.70	\$24,943.74	\$0.00	\$24,943.74	100.0%
	Total Revenues	24,943.74	671.70	24,943.74	0.00	24,943.74	100.0%
<u>Expenses</u>							
5220-00000	Contracted Service	1,910.50	0.00	1,910.50	0.00	1,910.50	100.0%
5220-04795	Contracted Service, Carol Dietzschold	2,500.80	0.00	2,500.80	0.00	2,500.80	100.0%
5220-14545	Contracted Service, Proprio Language Services	802.70	0.00	802.70	0.00	802.70	100.0%
5420-00000	Out of Region Travel	403.22	0.00	403.22	0.00	403.22	100.0%
5431-00000	Registration Fees	535.00	0.00	535.00	0.00	535.00	100.0%
5440-00000	Meeting	1,829.55	0.00	1,829.55	0.00	1,829.55	100.0%
5625-00000	Child Care Reimbursements	664.19	0.00	664.19	0.00	664.19	100.0%
5660-00000	Other Expense	11,369.72	0.00	11,369.72	0.00	11,369.72	100.0%
5685-00000	Printing	1,563.21	0.00	1,563.21	0.00	1,563.21	100.0%
5700-00000	Supplies and General Expense	742.85	671.70	742.85	0.00	742.85	100.0%
5760-00000	Training Expense	2,622.00	0.00	2,622.00	0.00	2,622.00	100.0%
	Total Expenses	24,943.74	671.70	24,943.74	0.00	24,943.74	100.0%
GRAND TOTAL		24,943.74	671.70	24,943.74	0.00	24,943.74	100.0%

MID-AMERICA REGIONAL COUNCIL (MARC)
 41750 HRSA MCHB - P4 Challenge FY21
 For the Nine Months Ending Saturday, September 30, 2023

Account	Description	Cumulative Budget	Current Month	Cumulative Actual	Obligations Encumbrances	Cumulative Total	Actual % Spent
<u>Revenues</u>							
4390-00000	Program Income	\$55,000.00	\$0.00	\$2,351.44	\$0.00	\$2,351.44	4.3%
	Total Revenues	55,000.00	0.00	2,351.44	0.00	2,351.44	4.3%
<u>Expenses</u>							
5660-00000	Other Expense	55,000.00	0.00	2,351.44	0.00	2,351.44	4.3%
	Total Expenses	55,000.00	0.00	2,351.44	0.00	2,351.44	4.3%
	GRAND TOTAL	55,000.00	0.00	2,351.44	0.00	2,351.44	4.3%

MID-AMERICA REGIONAL COUNCIL (MARC)
 46809 Parent Advisory Council FY23
 For the Nine Months Ending Saturday, September 30, 2023

Account	Description	Cumulative Budget	Current Month	Cumulative Actual	Obligations Encumbrances	Cumulative Total	Actual % Spent
<u>Revenues</u>							
4390-00000	State Grant Revenue	\$16,038.00	\$0.00	\$0.00	\$0.00	\$0.00	0.0%
	Total Revenues	16,038.00	0.00	0.00	0.00	0.00	0.0%
<u>Expenses</u>							
5220-05616	Contracted Service	6,300.00	0.00	0.00	0.00	0.00	0.0%
5410-00000	In Region Travel	432.00	0.00	0.00	0.00	0.00	0.0%
5440-00000	Meeting	3,648.00	0.00	0.00	0.00	0.00	0.0%
5625-00000	Child Care Reimbursements	3,000.00	0.00	0.00	0.00	0.00	0.0%
5660-00000	Other Expense	1,458.00	0.00	0.00	0.00	0.00	0.0%
5700-00000	Supplies and General Expense	1,200.00	0.00	0.00	0.00	0.00	0.0%
	Total Expenses	16,038.00	0.00	0.00	0.00	0.00	0.0%
						Balance / % Remaining	16,038.00 100.0%
	GRAND TOTAL	16,038.00	0.00	0.00	0.00	0.00	0.0%

MAHS
 USDA/CACFP Monthly Report
 August 2022 - October 2022

	Aug-23		Sep-23		Oct-23	
	<i># of Meals Served</i>	<i>Amount Reimbursed</i>	<i># of Meals Served</i>	<i>Amount Reimbursed</i>	<i># of Meals Served</i>	<i>Amount Reimbursed</i>
Tier 1						
Blue Springs School District	525	\$ 1,160.25	1836	\$ 4,057.56		
Emmanuel Child & Family Development	1509	\$ 3,334.89	2451	\$ 5,416.71		
Excelsior Springs School District	447	\$ 891.02	1908	\$ 3,803.28		
Grandview School District	1396	\$ 2,942.38	4093	\$ 7,868.39		
Guadalupe Center Inc.	2305	\$ 6,132.20	3065	\$ 8,152.39		
Learn A Lot Academy	1158	\$ 2,281.26	2107	\$ 4,129.72		
Lee's Summit School District	298	\$ 745.29	1318	\$ 3,349.26		
Raytown School District	981	\$ 2,168.01	3498	\$ 7,730.58		
Tier 1 Subtotal	8619	\$ 19,655.30	20276	\$ 44,507.89	0	\$ -
Tier 2						
Ability KC	579	\$ 1,140.63	659	\$ 1,298.23		
Center	1446	\$ 3,195.66	2931	\$ 6,477.51		
United Inner City Services	1995	\$ 4,408.59	2046	\$ 4,521.66		
Tier 2 Subtotal	4020	\$ 8,744.88	5636	\$ 12,297.40	0	\$ -
Tier 3						
Independence School District	5425	\$ 9,768.06				
Kansas City Public Schools	3985	\$ 12,009.91	12965	\$ 35,025.51		
Operation Breakthrough	6224	\$ 12,199.04	8177	\$ 16,026.92		
YMCA Greater Kansas City	2795	\$ 7,463.55			0	
Tier 3 Subtotal	18429	\$ 41,440.56	21142	\$ 51,052.43	0	\$ -
Grand Total	31068	\$ 69,840.74	47054	\$ 107,857.72	0	\$ -

** ISD and YMCA September 2023 report has not been submitted as of 11.06.23

*** October meal count and reimbursements not received at the time of the report completed.

