

MARCER 800 MHZ Med Radio Hospital – Field Communications



Bio-Communication upgrade 2005 Update

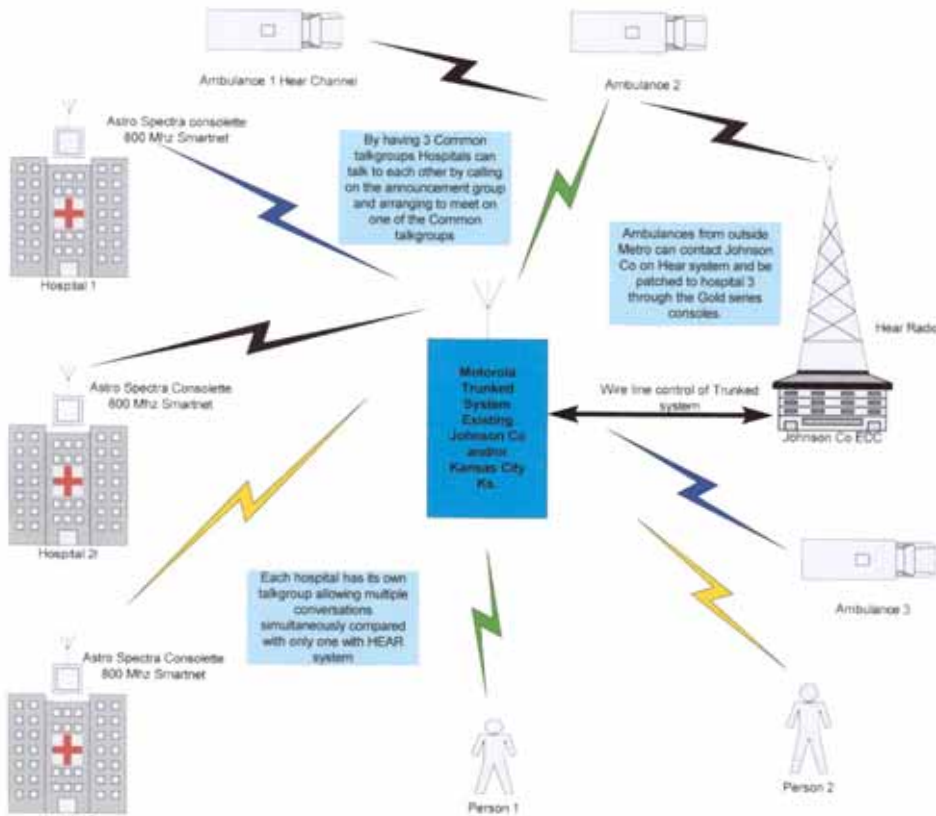


Why the Change?



- Old Equipment and Technology w/ poor communication
- Staff costs in manual patching
- High monthly operating cost for phone lines
- Expensive upkeep

MARCER 800 Hospital Communications System



System would work from Portable or Mobile radio.
Hospitals will install Motorola Astro Spectra consolette with Remote desk set in ER with multi-channel capability.
Each Hospital will be assigned a unique talkgroup on the trunk system to allow direct communications with any entity on the system in the Metro area. Also each hospital radio will be programmed with an announcement group which will allow immediate area wide wireless communications will all hospitals in the system in the event of a disaster. Three common channels will be assigned for hospital use for ongoing communications during joint scene events that require coordination between hospitals. Upon approval of both agencies we would program both the Johnson Co and KCK trunked system into each radio to allow for backup in the event one of the systems went down. Each hospital installing a control station will have a propagation study completed prior to installation to ensure reliable communications. This cost is included in the installation pricing in the system proposal.

System Design and Solution

Redundant...

Latest Radio Technology

Allow ED to cancel expensive Telephone lines currently required to use Med-Radio

Emergency Departments may be accessed via 3 communication modes



1. Direct 800 MHz Radio Conversation: *Primary*
2. Patching UHF field radios to ED 800 MHz Radio System
3. Patching Phone (wire or cell) from field to ED 800 MHz

MARCER 800 MHz Med Radio




- Each Metro ED assigned *at least* 1 Radio
"Desk Set"
- The 800 MHz system allows Paramedics to call the ED direct *without Dispatch aid*
- Recorded System

**OLD MARCER
Med Radio**

EMSystem

**NEW 800
Med Radio**


**Typical KC Metro
Emergency Department**



MARCER 800 Mhz Med-Radio



JOCO (Johnson County) System,
DISPATCH Channel



JOCO (Johnson County) System,
ST LUKES SOUTH Channel



RAYTOWN System,
ST LUKES SOUTH Channel

Your ED's channel (e.g. ST LUKES SOUTH) must be displayed to receive inbound Paramedic radio traffic.

The DISPATCH channel can be used for speaking directly to DISPATCH. You may contact Dispatch for assistance or to communicate directly to another Metro Emergency Department.

Important Note: Only use a backup System (e.g. RAYTOWN or KCK/BPU) if instructed by Dispatcher or Paramedic crew.

Always return to JOCO System.



Landline Emergency Dispatch Contact Number: 913-432-1000

Each Metro ED does have a User Guide located near new Radio for help with operation



Push To Talk:

Prefer use of Hand Set for Clear Transmission.

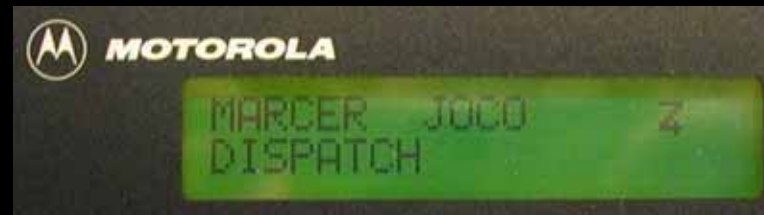


System Select (MARCER Primary)





Channel "Frequency" Select



"HOME" key



Returns Radio to "Ready" Mode

Standby Mode Display





MOTOROLA

MARCER S

MARCER
DISPATCH

"Channel" Changed to "DISPATCH"

Remember... "HOME" key to return...

Answering Call from Field



- Keep Volume at level to hear traffic
- Assigned Frequency provides "privacy"
- JOCO ECC will "alert" ED if they do not answer Field crew.

Volume Control... Keep it hearable...

Answering Call from Field



- Transmit Response to call thru Handset or Red Transmit key with Handset on Cradle.
- You may place handset on cradle during call. Speaker will allow audio to be heard

Answering Call from Field

- Any traffic heard on radio will be for your ED. Each hospital is assigned a specific frequency.
- ED may be Requested to switch to Back-up System (JOCO, KCK/BPU, or Raytown) by crew and/or dispatch



Simply depress until you see requested
“SYSTEM” displayed on screen



System Select: Return to MARCER
Primary *via Home Key... Following Use*



Reminder... "HOME" key



Returns Radio to "Ready" Mode

Bio-Medical Communication Field use...



**MARCER "Mobile"
800 MHz Med-Radio**

Trunked System:

Providing Redundancy

- Ability to change "Systems"
- *Four "systems"* with same talkgroups.
 - **MARCER (Primary)**
 - Johnson County
 - KCK / BPU
 - Raytown



“HOME” Key

On/Off Volume



MARCER MED-RADIO

Emergency Department Selection:
Alphabetical Listing



Zone Select: MARCER Primary:
JOCO, KCK/BPU, or RAYTOWN Back-ups

MARCER MED-RADIO

MARCER 800 MHz Med Radio

- Select Hospital you wish to Bio-Com by turning the small "knob"
- ED's Listed in alphabetical order
- **Note:** Direct access to ED. No dispatch interaction required and no "clearing"



MARCER 800 MHz Med Radio:



**Zone
Selection**



Frequency (ED) Selection

RADIO Banks Included:

- "M" MARCER: Primary
- "J" JOCO: Back-up Med
- "K" KCK/BPU: Back-up Med
- "R" Raytown: Back-up Med

- "MA": Current NPSPAC
- "PS": Future NPSPAC



**Zone Identifier
"M"**

**Emergency Department
Descriptor**

Portable 800 MHz radio

- Primary use in or near the Repeated areas
- Continues to Allow direct field ED access *without* Dispatch Aide
- Functions same as Mobile



Using Cell Phone to Access 800 MHz System

- Call **913.362.7440**
- JOCO Dispatch will patch crew to ED
- Complete Bio-Com
- MUST Return call to JOCO Dispatch:
913.432.1717 to
Clear Channel



IMPORTANT NOTES



- Wait 3-5 seconds before transmitting on system to listen for other users
- On Patch Lines Pause 2 seconds to allow Patch Connection



Why we do... what we do...