

Appendix D

Freight Economic Impact

Kansas City Regional
Freight Study

CONNECTED FREIGHT KC 2050

A Plan in Action



Prepared for:

Mid-America Regional Council

In coordination with

**Lawrence-Douglas County
Metropolitan Planning
Organization**

And

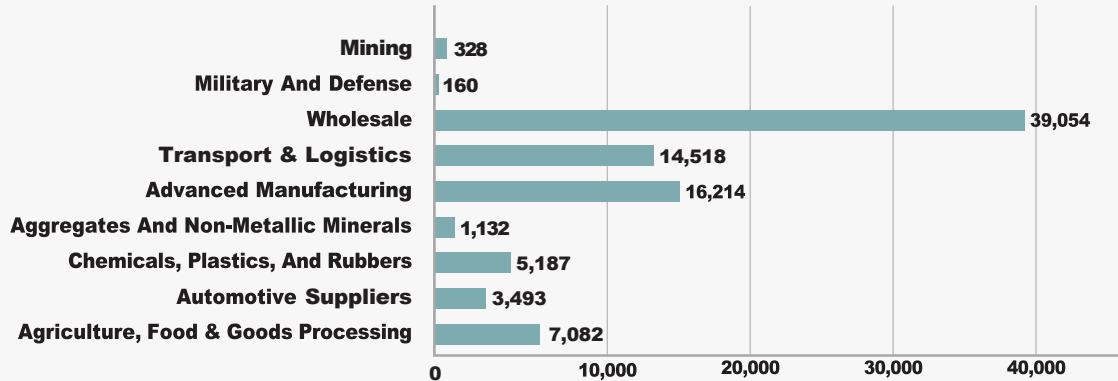
**Pioneer Trails Regional Planning
Commission**

Kansas City Regional Freight Economic Impact

Kansas City Regional Industry Overview

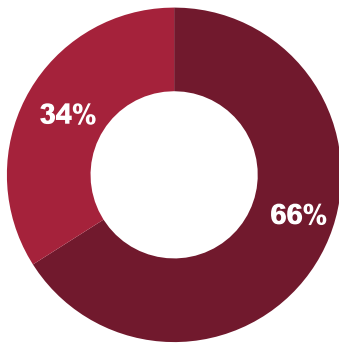
- KC is the second busiest and largest rail hub in the nation in terms of tonnage
- Most freight tonnage and value is moved by truck in both Kansas and Missouri.
- The Kansas City Region has one quarter of the statewide freight Industry jobs.
- Wholesale is the leading industry, followed by advanced manufacturing, transportation and logistics.

Kansas City Area Freight Industry Establishments



Kansas City Regional Industry Overview

Kansas Job Overview

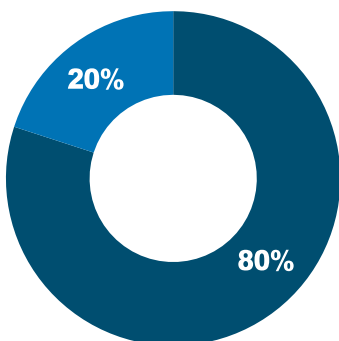


- Kansas Freight GDP: **\$72 Billion**
- Leading Freight Industry: **Manufacturing**

- Freight-reliant industries (34%)
- Remaining Jobs (66%)

Missouri Statewide Industry Overview

Missouri Job Overview



- Missouri Freight GSP: **\$41 Billion**
- Leading Freight Industry: **Wholesale**

- Freight-reliant industries (20%)
- Remaining industries (80%)