

Mid-America Head Start Advisory Committee
Meeting Tuesday, May 16th, 2023 Agenda

1. Meeting Called to Order / Establish Quorum Susan Knittle
 - 12:00pm
2. Welcome and Introductions Lynette Fowler
 - Present at meeting: Pam Kabrick, Kasey Lawson, Betty Choi, Susan Knittle, Kaitee Brown, Brady Konomos, Ginny Williams, Kathryn Fuger, McKenzie Neds, Lynette Fowler, Alex Ellison, Heather Ross, Patty Lucas, and Molly Merrigan.
3. Information/ Training David Warm
 - Early Learning Transition
 - David shared MARC's transition plan as Jovanna Rohs, current Director of Early Learning and Head Start, moves out of her role. Kasey Lawson will be the interim Director until they have filled the position. MARC is using OMNI Human Resource Management to search both locally and nationally for the next best person to fill this important role.
 - Enrollment, Attendance, and Disability Trends Betty Choi
 - Betty Choi presented the Enrollment, Attendance, & Disability reports. April 2023 enrollment numbers are at 81.11% for EHS Exp, EHS Federal, EHS State, and Head Start. Attendance numbers for the month of April 2023 were at a program total of 82.97% for Head Start & Early Head Start, EHS State, and EHS Expansion. Disability numbers for the month of April 2023 are a combined total of 8.70%.
 - Budget Reports MARC Head Start Dashboard Ginny Williams
 - The MARC Budget Dashboard was presented for a status as of March 31st, 2023. The following are updates regarding the open grants under the MARC Head Start umbrella: 42210 HS/EHS Core has a remaining balance (to be spent by 10/31/2023) of \$19,441,789. 42205 COVID-19 (CRRSAA + ARP) has a remaining balance (to be spent by 03/31/2023) of \$1,161,908. 42140 EHS Expansion has a remaining balance (to be spent by 8/31/2023) of \$964,381. 48530 Missouri EHS Program has a remaining balance (to be spent by 6/30/2023) of \$517,906. 41700 Local Community Support has a remaining balance of \$7,792 with no timeline to be used. 41750 HRSA MCHB (P4 Challenge) has a remaining balance of \$32,931 with no timeline to be used.
 - CACFP Report Ginny Williams

- Ginny presented on USDA/CACFP reports from February 2023 to March 2023. The total number of meals served across all Tiered programs were as follows: November; 58,575 (total of \$132,915.40 reimbursement), and December; 49,402 (total of \$120,568.19 reimbursement).
- Credit Card Expenditures Ginny Williams
 - Ginny presented the credit card reports for Kasey Lawson (\$1,1441.31), Jovanna Rohs (\$566.48), and Brady Konomos (\$5,971.38). Charges include Verizon contractual services for on-site MARC staff, food expenses for meetings, Head Start Family Leadership Conference, and sensory materials for programs.
- Self-Assessment and Program Improvement Plan Pam Kabrick
 - Pam went through MARC Head Start's 2022-2023 Self-Assessment report, broken down by each content area. Staffing continues to be an issue streamlined through every content area. Professional Development continues to find innovative ways of working with programs to combat these issues. ERSEA used a recruitment campaign to help with numbers. Maintaining enrollment has been a challenge but collaboration with DSPs is continually improving. COVID-19 continues to affect how parents approach Health and Nutrition but with the addition of grants, partnerships, and added clinics these barriers are being addressed. Excelsior Springs Early Learning Center Swope's KidsCare Clinic is well on the way and hoping to open in the fall. Mental Health and Disabilities have continued to implement Conscious Discipline training and staff wellness initiatives. MARC Head Start did not meet the 10% disability enrollment requirement as programs still have children in the evaluation process. All DSPs have identified research-based curriculum. The content area of Education still hasn't fully resumed with home visits since COVID but are hoping to in the following program year. Family and Community Engagement has amped up Parent Cafes as they continue to have a deep impact on families. The hope is that Policy Council attendance and engagement is improved as well. Environmental Health and Safety resumed this year and plan to test for lead in drinking water at Head Start sites. Fiscal created a system for retention pay that was well received but desire to better understand documentation reimbursed training dollars with Tier 1 & 2 programs.
- Updated Policy Council By-Laws Lynette Fowler
 - Lynette walked through Program Governance Policies and Procedures that were discussed at this month's Planning Meeting. Procedure p6000

breaks down parent reimbursement and the new tiered system that has been implemented. Policy 6010 goes over DSPs need for a communication plan. Policy and Procedure 6020 breaks down best practice for Parent/Community Complaint by steps. This often connects to Policy and Procedure 6030 that walks through the steps of Governing Body Dispute Resolution and Impasse. Policy 6040 covers conflict of interest in detail. Procedure 6741 details how Tier 3 providers must establish and implement Policy Committees while Procedure 6742 states Tier 1 & 2 providers must establish and implement Parent Committees. P6730 goes into detail of what must be covered in Parent Committee.

- Head Start Directors Report Kasey Lawson
 - Kasey discussed the transition and her new role. She discussed positions opening in the Early Learning department and offered members of Advisory to be a part of this process.

Information will be shared during the discussion of each Action Item to ensure understanding prior to Policy Council approval of any item

- 1) Action Items to be approved and submitted to the Governing Body:
 - a) Approval of Monthly Items:
 - i) March 2023 Meeting Minutes Susan Knittle
 - Motioned by Kathy Fuger
 - Seconded by Heather Nelson
 - All ayes, no nays → motion passes
 - ii) Slot Reduction Susan Knittle
 - Motioned by Molly Merrigan
 - Seconded by Kathy Fuger
 - All ayes, no nays → motion passes
- 2) Adjournment Susan Knittle
 - a) 12:58pm

Next Finance & Planning Sub Committee Meeting Date: May 22nd, 2023

Next Policy Council Meeting: June 12th, 2023

Next Advisory Committee Meeting: June 20th, 2023

Mid-America Head Start Advisory Committee Meeting
Tuesday, June 20th
Agenda

1. Meeting Called to Order / Establish Quorum Molly Merrigan
 - a. Quorum established 12:01pm
2. Welcome and Introductions Lynette Fowler
 - a. Ginny Williams, Betty Choi, Katie Lawson, Millie Robinson, Molly Merrigan, Patty Lucas, Kasey Lawson, Kathy Fugar, Brady Konomos, Lynette Fowler, Heather Ross, and Katiee Brown.
3. Information/ Training
 - Enrollment, Attendance, and Disability Betty Choi
 - Betty Choi presented the Enrollment, Attendance, & Disability reports. May 2023 enrollment numbers are at 80.68% for EHS Exp, EHS Federal, EHS State, and Head Start. Attendance numbers for the month of May 2023 were at a program total of 83.09% for Head Start & Early Head Start, EHS State, and EHS Expansion. Disability numbers for the month of May 2023 are a combined total of 9.30%.
 - Budget Reports MARC Head Start Dashboard Ginny Williams
 - The MARC Budget Dashboard was presented for a status as of April 30th, 2023. The following are updates regarding the open grants under the MARC Head Start umbrella: 42210 HS/EHS Core has a remaining balance (to be spent by 10/31/2023) of \$17,992,006. 42140 EHS Expansion has a remaining balance (to be spent by 8/31/2023) of \$839,082. 42205 COVID-19 (CRRSAA + ARP) has a remaining balance (to be spent by 03/31/2023) of \$546,241. An extension to spend this money has been given, all the funds are accounted for. 48530 Missouri EHS Program has a remaining balance (to be spent by 6/30/2023) of \$413,371. 41700 Local Community Support has a remaining balance of \$8,592 with no timeline to be used. 41750 HRSA MCHB (P4 Challenge) has a remaining balance of \$32,931 with no timeline to be used. Another grant was awarded to this fund that will be coming in.
 - CACFP Report Ginny Williams
 - Ginny presented on USDA/CACFP reports from February 2023 to April 2023. The total number of meals served across all Tiered programs were as follows: February; 60,991 (total of \$138,313.10 reimbursement), March; 69,415 49,402 (total of \$149,808.89 reimbursement), and April; 54,496 (total of \$131,420.59 reimbursement).
 - Credit Card Expenditures Ginny Williams

- Ginny presented the credit card reports for Kasey Lawson (\$73.01), Lupe Valdovino (\$2,583.87), and Brady Konomos (\$7,781.51). Charges include Verizon contractual services for on-site MARC staff, food expenses for meetings, and traveling for Head Start conferences.
- Community Assessment Kasey Lawson
 - Kasey Lawson presented a draft form of the MARC Head Start Community Assessment and highlighted a few key areas. Percent of Head Start children who qualify as homeless has increased to 8%. The need for affordable and quality housing is high. MARC Head Start only provides childcare to less than 1-8% of children under six who live in poverty. The need for care is high. There has been a decrease in free and reduced lunch since COVID. There was high discussion around slots per child available broken down into school districts. Fort Osage has 16.33 children eligible for every one slot available. A summary of the findings and final copy of the Community Assessment will be sent out at a later date.

Information will be shared during the discussion of each Action Item to ensure understanding prior to Policy Council approval of any item

- 1) Action Items to be approved and submitted to the Governing Body:
 - a) Approval of Monthly Items:
 - i) May 2023 Minutes Molly Merrigan
 - (1) Heather Ross motioned; Kathy Fuger seconded
 - (2) All ayes, no nays → motion passes
 - ii) Consolidation of HS/EHS CORE and EHS Expansion Grants Kasey Lawson
 - (1) Kathy Fuger motioned; Heather Ross seconded
 - (2) All ayes, no nays → motion passes
 - iii) Budget Approval: MARC Head Start 5-year Grant Kasey Lawson
 - (1) Heather Ross motioned; Kathy Fuger seconded
 - (2) All ayes, no nays → motion passes
 - 2) New Business Molly Merrigan
 - a) Kasey updated everyone on the process of fulfilling the Head Start Director role. Some viable candidates have applied, and they are continuing the process of selection.
 - b) Heather Ross asked if MARC Head Start would ever start focus groups with teachers to learn about their current needs. Kasey responded that this is a priority in the new 5-year grant in the workforce initiatives.
 - 3) Adjournment Molly Merrigan
 - a) Kaitee Brown motioned; Heather Fuger seconded
 - b) All ayes, no nays → Adjournment at 12:56pm



Next Finance & Planning Sub Committee Meeting Date: August 8th, 2022

Next Policy Council Meeting: September 12th, 2022

Next Advisory Committee Meeting: September 20th, 2022

Metropolitan Council
EARLY LEARNING



Mid-America
Head Start

MARC HEAD START / MID-AMERICA REGIONAL COUNCIL

Advisory Committee

**Agenda Item: Request for Approval
June 2023**

ISSUE:

Vote to authorize MARC Head Start to submit a change in scope-grant consolidation effective September 1, 2023.

BACKGROUND:

Mid-America Regional Council's Head Start/Early Head Start (07CH010610) and Early Head Start Expansion (07HP000467) is recommending a change in scope-grant consolidation. By making this request the MARC Head Start/Early Head Start funding will all stream into one grant award. (07CH010610) The Early Head Start expansion grant will end on August 31, 2023. 84 Early Head Start slots are impacted by this change and 5 programs (Learn A Lot, Kansas City Public Schools, Operation Breakthrough, EarlystART and Blue Springs School District-Cub Care). In the consolidation additional funds for EHS Expansion will be awarded for the period of September 1, 2023 - October 31, 2023.

BUDGET CONSIDERATIONS:

REVENUES	
Total Grant Amount	\$ 295,317.00
Source	Administration for Children and Families
PROJECTED EXPENSES	
Program Operations	\$ 289,017.00
Training and Technical Assistance	\$ 6,300.00
Total	\$ 295,317.00

RECOMMENDATION:

Authorize MARC Head Start to submit a request to consolidate Head Start/Early Head Start and EHS Expansion grant awards effective September 1, 2023 and spend the operational funds of \$289,017 and TTA funds of \$6,300 from the Administration for Children and Families for the period of September 1, 2023, to October 31, 2023.

STAFF CONTACT:

Kasey Lawson

MARC HEAD START/MID-AMERICA REGIONAL COUNCIL
Advisory Committee
Agenda Item: Request for Approval
June 2023

June 2023

ISSUE:

VOTE/REPORT: Authorize submission of Head Start/Early Head Start grant to the Administration for Children & Families for the continued support of the Head Start/Early Head Start Program.

BACKGROUND:

On June 5, 2023, the Administration for Children and Families announced \$32,172,048.00 for the first year of the non-competitive five-year grant award continuation of the Head Start/Early Head Start Program. MARC Head Start proposes to continue funding for the 1,793 Head Start and 557 Early Head Start enrollment slots in the Head Start/Early Head Start Program in Clay, Jackson and Play Counties and pass through the funding to the following direct service providers:

Agency	Head Start	Early Head Start
Ability KC	0	17
Blue Springs School District-Cub Care	20	16
Emmanuel Family Child and Development Center	60	0
Excelsior Springs School District	40	0
Front Porch Alliance	0	36
Grandview School District-High Grove	50	8
Guadalupe Centers	80	0
Learn A Lot Academy	47	26
Lee's Summit School District	68	20
Center School District	90	0
The Family Conservancy	30	90
EarlystART North	30	20
EarlystART St. Mark	68	12
Raytown School District	83	0
Independence School District	253	82
Kansas City Public School District	460	16
Operation Breakthrough	180	110
YMCA	234	104
Total	1793	557

The attached chart describes the allocation of funding for each agency and Mid America Regional Council:

BUDGET CONSIDERATIONS

REVENUES	
Amount	\$32,172,048.00
Source	Administration for Children & Families
PROJECTED EXPENSES	
Personnel (salaries, fringe, rent)	\$4,162,978.00
Pass-Through	\$26,419,167.00
Other (supplies, printing, etc.)	\$1,589,903.00

RECOMMEDATION:

Approve Mid-America Regional Council on behalf of Mid-America Head Start to apply, accept, and expend Head Start/Early Head Start funding for Head Start/Early Head Start programming.

STAFF CONTACT:

Kasey Lawson
Interim Early Learning and Head Start Director

**MARC Head Start & Early Head Start Funding
(November 1, 2023 to October 31, 2024)**

	Head Start	Head Start Training	Early Head Start	Early Head Start Training	Grand Total Head Start & Early Head Start
Tier 1 Direct Service Providers					
Ability KC	-	-	278,800	5,483	284,283
Blue Springs School District	167,300	4,033	291,072	6,891	469,296
Emmanuel Family & Child Dev Center	514,860	9,441	-	-	524,301
Excelsior Springs School District	334,560	6,718	-	-	341,278
Front Porch Alliance	-	-	236,160	2,933	239,093
Grandview School District	417,150	6,718	124,896	2,528	551,292
Guadalupe Centers ECE	678,720	13,435	-	-	692,155
Learn-A-Lot Academy	404,952	7,793	495,664	9,011	917,420
Lee's Summit School District	417,112	7,386	122,680	1,719	548,897
Tier 1 Direct Service Providers Subtotal	2,934,654	55,524	1,549,272	28,565	4,568,015
Tier 2 Direct Service Providers					
Center School District	828,000	14,296	-	-	842,296
EarllystART	901,600	16,132	582,144	10,019	1,509,895
Raytown School District	763,600	12,447	-	-	776,047
The Family Conservancy	249,270	3,364	747,810	7,585	1,008,029
Tier 2 Direct Service Providers Subtotal	2,742,470	46,239	1,329,954	17,604	4,136,267
Tier 3 Direct Service Providers					
Independence School District	2,851,470	47,345	592,114	13,374	3,504,303
KCPS School District	5,531,389	37,865	348,767	6,797	5,924,818
Operation Breakthrough, Inc.	2,212,331	22,387	1,107,883	20,470	3,363,071
YMCA of Greater Kansas City	3,041,999	21,014	1,841,424	18,256	4,922,693
Tier 3 Direct Service Providers Subtotal	13,637,189	128,611	3,890,188	58,897	17,714,885
Total All Direct Service Provider Partners	19,314,313	230,374	6,769,414	105,066	26,419,167
MARC					
MARC - Personnel Costs	3,264,224	-	898,754	-	4,162,978
MARC - Non-Personnel Costs	892,832	48,266	639,411	9,394	1,589,903
MARC Subtotal	4,157,056	48,266	1,538,165	9,394	5,752,881
Grand Total	23,471,369	278,640	8,307,579	114,460	32,172,048

MARC Head Start

Mid-America Regional Council

Financial Report

Grant Status as of March 31, 2023

key:

= % Spent

▼ = % of Time Elapsed

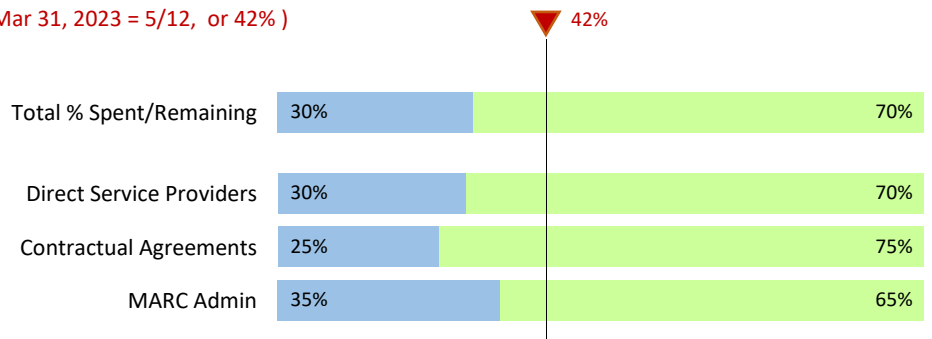
= % Remaining

→ OPEN GRANTS (FY 2022-2023; COVID grant is FY 2021-2023)

42210 - HS / EHS Core

Grant Period: 11/01/2022 - 10/31/2023 (→ Mar 31, 2023 = 5/12, or 42%)

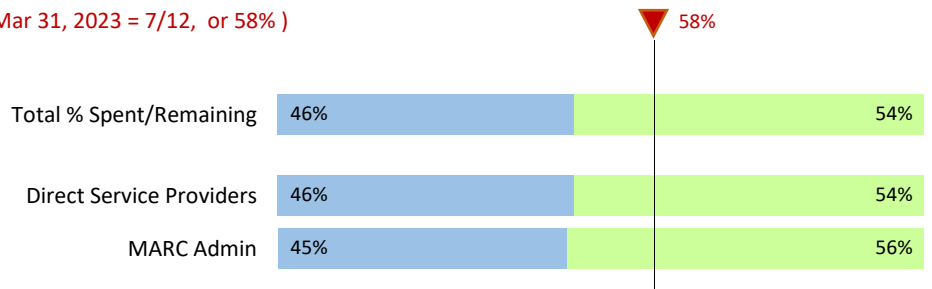
Total Budget: \$ 27,886,444
Amount Spent: \$ 8,444,646
Amount Remaining: \$ 19,441,798



42140 - EHS Expansion

Grant Period: 9/01/2022 - 8/31/2023 (→ Mar 31, 2023 = 7/12, or 58%)

Total Budget: \$ 1,771,901
Amount Spent: \$ 807,520
Amount Remaining: \$ 964,381



42205 - COVID-19 (CRRSA + ARP)

Grant Period: 4/01/2021 - 3/31/2023 (→ Mar 31, 2023 = 24/24, or 100%)

Total Budget: \$ 3,556,489
Amount Spent: \$ 2,394,581
Amount Remaining: \$ 1,161,908



48530 - Missouri EHS Program

Grant Period: 7/01/2022 - 6/30/2023 (→ Mar 31, 2023 = 9/12, or 75%)

Total Budget: \$ 1,493,500
Amount Spent: \$ 975,594
Amount Remaining: \$ 517,906



MARC Head Start

Mid-America Regional Council

Financial Report

Grant Status as of March31, 2023

key:

= % Spent

▼ = % of Time Elapsed

= % Remaining

→ UNRESTRICTED FUNDS

41700 - Local Community Support

Grant Period: N/A

Total Budget:	\$	31,970		
Amount Spent:	\$	24,178	Total % Spent/Remaining	<div><div>76%</div><div>24%</div></div>
Amount Remaining:	\$	7,792		

41750 - HRSA MCHB (P4 Challenge)

Grant Period: N/A

Total Budget:	\$	35,000		
Amount Spent:	\$	2,069	Total % Spent/Remaining	<div><div>← 6%</div><div>94%</div></div>
Amount Remaining:	\$	32,931		

MID-AMERICA REGIONAL COUNCIL (MARC)
41700 HS Local Community Support
For the Two Months Ending Tuesday, February 28, 2023

Account	Description	Cumulative Budget	Current Month	Cumulative Actual	Obligations Encumbrances	Cumulative Total	Actual % Spent
<u>Revenues</u>							
4390-00000	Program Income	\$31,969.87	\$0.00	\$24,178.07	\$0.00	\$24,178.07	75.6%
	Total Revenues	31,969.87	0.00	24,178.07	0.00	24,178.07	75.6%
<u>Expenses</u>							
5220-00000	Contracted Service	1,460.50	0.00	1,910.50	0.00	1,910.50	130.8%
5220-04795	Contracted Service, Carol Dietzschold	2,500.80	0.00	2,500.80	0.00	2,500.80	100.0%
5220-14545	Contracted Service, Proprio Language Services	802.70	0.00	802.70	0.00	802.70	100.0%
5420-00000	Out of Region Travel	403.85	0.00	403.22	0.00	403.22	99.8%
5431-00000	Registration Fees	535.00	0.00	535.00	0.00	535.00	100.0%
5440-00000	Meeting	1,829.55	0.00	1,829.55	0.00	1,829.55	100.0%
5625-00000	Child Care Reimbursements	664.19	0.00	664.19	0.00	664.19	100.0%
5660-00000	Other Expense	13,561.30	0.00	11,275.75	0.00	11,275.75	83.1%
5685-00000	Printing	1,563.21	0.00	1,563.21	0.00	1,563.21	100.0%
5700-00000	Supplies and General Expense	6,026.77	0.00	71.15	0.00	71.15	1.2%
5760-00000	Training Expense	2,622.00	0.00	2,622.00	0.00	2,622.00	100.0%
	Total Expenses	31,969.87	0.00	24,178.07	0.00	24,178.07	75.6%
GRAND TOTAL		31,969.87	0.00	24,178.07	0.00	24,178.07	75.6%

Account	Description	Cumulative Budget	Current Month	Cumulative Actual	Obligations Encumbrances	Cumulative Total	Actual % Spent
<u>Revenues</u>							
4390-00000	Program Income	\$35,000.00	\$518.00	\$2,069.44	\$0.00	\$2,069.44	5.9%
	Total Revenues	35,000.00	518.00	2,069.44	0.00	2,069.44	5.9%
<u>Expenses</u>							
5660-00000	Other Expense	35,000.00	518.00	2,069.44	0.00	2,069.44	5.9%
	Total Expenses	35,000.00	518.00	2,069.44	0.00	2,069.44	5.9%
	GRAND TOTAL	35,000.00	518.00	2,069.44	0.00	2,069.44	5.9%

MID-AMERICA REGIONAL COUNCIL (MARC)
42140 Federal EHS Expansion FY22-23
For the Two Months Ending Tuesday, February 28, 2023

Account	Description	Cumulative Budget	Current Month	Cumulative Actual	Obligations Encumbrances	Cumulative Total	Actual % Spent
<u>Revenues</u>							
4111-00000	Federal Grant Revenue	\$1,771,901.00	\$22,458.57	\$604,908.17	\$0.00	\$604,908.17	34.1%
4511-00000	Contributed Services	0.00	0.00	54,281.74	0.00	54,281.74	-----
	Total Revenues	<u>1,771,901.00</u>	<u>22,458.57</u>	<u>659,189.91</u>	<u>0.00</u>	<u>659,189.91</u>	<u>37.2%</u>
<u>Expenses</u>							
5210-08550	Federal Subrecipient, Kansas City Public Schools	348,560.00	0.00	97,629.25	250,930.75	348,560.00	28.0%
5210-13205	Federal Subrecipient, Operation Breakthrough	595,911.00	0.00	201,682.44	394,228.56	595,911.00	33.8%
5220-01690	Contracted Service, Blue Springs School District	291,065.00	0.00	121,277.10	169,787.90	291,065.00	41.7%
5220-09516	Contracted Service, Learn A Lot Academy	218,299.00	0.00	72,766.32	145,532.68	218,299.00	33.3%
5220-17930	Contracted Service, EarlystART (UICS)	8,000.00	739.35	1,980.45	6,019.55	8,000.00	24.8%
5220-18116	Contracted Service, Amy Thompson	145,533.00	12,127.75	60,638.75	84,894.25	145,533.00	41.7%
5410-00000	In Region Travel	700.00	0.00	0.00	0.00	0.00	0.0%
5660-00000	Other Expense	10,000.00	0.00	0.00	0.00	0.00	0.0%
5700-00000	Supplies and General Expense	7,394.00	0.00	0.00	0.00	0.00	0.0%
5760-00000	Training Expense	1,717.00	0.00	0.00	0.00	0.00	0.0%
5760-01690	Training Expense, Blue Springs School District	6,891.00	0.00	0.00	6,891.00	6,891.00	0.0%
5760-09516	Training Expense, Learn A Lot Academy	5,168.00	0.00	0.00	5,168.00	5,168.00	0.0%
5760-18116	Training Expense, EarlystART (UICS)	3,445.00	0.00	0.00	3,445.00	3,445.00	0.0%
6000-00000	Salaries - Regular - Direct	64,493.00	4,749.33	24,323.36	0.00	24,323.36	37.7%
6100-00000	Fr Benefits - Regular - Direct	31,537.00	2,441.16	12,138.54	0.00	12,138.54	38.5%
6800-00000	Indirect Costs - Regular	31,358.00	2,178.72	11,416.16	0.00	11,416.16	36.4%
6830-00000	Indirect Costs - Subsidy Trans	(1,588.00)	(64.72)	(349.83)	0.00	(349.83)	22.0%
6910-00000	Rent - MARC Main Office Space	3,418.00	286.98	1,405.63	0.00	1,405.63	41.1%
	Total Expenses	<u>1,771,901.00</u>	<u>22,458.57</u>	<u>604,908.17</u>	<u>1,066,897.69</u>	<u>1,671,805.86</u>	<u>34.1%</u>
Balance / % Remaining						<u>1,166,992.83</u>	<u>65.9%</u>
7000-08550	Contributed Services, Kansas City Public Schools	0.00	0.00	4,266.40	0.00	4,266.40	0%
7000-13205	Contributed Services, Operation Breakthrough, Inc	0.00	0.00	50,015.34	0.00	50,015.34	0%
	Total Contributed Services	<u>0.00</u>	<u>0.00</u>	<u>54,281.74</u>	<u>0.00</u>	<u>54,281.74</u>	<u>-----</u>
GRAND TOTAL		<u>1,771,901.00</u>	<u>22,458.57</u>	<u>659,189.91</u>	<u>1,066,897.69</u>	<u>1,726,087.60</u>	<u>37.2%</u>
DSPs		1,477,339.00		495,335.56			33.5%
MARC Admin		294,562.00		109,572.61			37.2%
		<u>1,771,901.00</u>		<u>604,908.17</u>			<u>34.1%</u>

Account	Description	Cumulative Budget	Current Month	Cumulative Actual	Obligations Encumbrances	Cumulative Total	Actual % Spent
<u>Revenues</u>							
4111-00000	Federal Grant Revenue	\$3,556,489.00	\$398.27	\$2,305,503.70	\$0.00	\$2,305,503.70	64.8%
	Total Revenues	3,556,489.00	398.27	2,305,503.70	0.00	2,305,503.70	64.8%
<u>Expenses</u>							
5210-07800	Federal Subrecipient, Independence Public Schools	220,754.00	0.00	441,279.24	0.00	441,279.24	199.9%
5210-08550	Federal Subrecipient, Kansas City Public Schools	200,000.00	0.00	5,250.00	0.00	5,250.00	2.6%
5210-13205	Federal Subrecipient, Operation Breakthrough	334,328.00	0.00	323,332.23	0.00	323,332.23	96.7%
5210-20425	Federal Subrecipient, YMCA Of Greater Kansas City	531,931.00	0.00	336,524.95	0.00	336,524.95	63.3%
5220-00000	Contracted Service	250,102.00	0.00	124,350.30	0.00	124,350.30	49.7%
5220-02590	Contracted Service, Cornerstones of Care	10,000.00	0.00	10,000.00	0.00	0.00	100.0%
5220-05042	Contracted Service, Erikson Institute	26,200.00	0.00	24,200.00	0.00	26,200.00	92.4%
5220-18027	Contracted Service, True Journey Consulting	10,000.00	0.00	5,250.00	0.00	0.00	52.5%
5220-19260	Contracted Service, Pam Wyman	2,160.00	0.00	2,160.00	0.00	0.00	100.0%
5220-19542	Contracted Service, Pam Wine	10,000.00	0.00	4,600.00	0.00	0.00	46.0%
5250-00000	Media Advertising (TV, Radio)	36,377.80	0.00	38,729.63	0.00	38,729.63	106.5%
5420-00000	Out of Region Travel	8,705.91	0.00	4,525.02	0.00	4,525.02	52.0%
5440-00000	Meeting	6,000.00	398.27	4,739.37	0.00	4,739.37	79.0%
5600-00000	Classified Ads	105.00	0.00	105.00	0.00	105.00	100.0%
5625-00000	Child Care Reimbursements	7,200.00	0.00	2,790.00	0.00	2,790.00	38.8%
5660-00000	Other Expense	493,694.43	0.00	215,443.78	0.00	215,443.78	43.6%
5660-00009	Other Expense, Ability KC	137,203.00	0.00	50,173.88	0.00	50,173.88	36.6%
5660-01690	Other Expense, Blue Springs School District	18,000.00	0.00	17,060.00	0.00	17,060.00	94.8%
5660-02565	Other Expense, Raytown School District	86,349.00	0.00	28,707.75	0.00	28,707.75	33.2%
5660-04923	Other Expense, Emmanuel F&C Dev Ctr	224,155.00	0.00	37,394.87	0.00	37,394.87	16.7%
5660-05133	Other Expense, Excelsior Springs School District	200,000.00	0.00	0.00	0.00	0.00	0.0%
5660-05391	Other Expense, Front Porch Alliance	8,882.00	0.00	25,443.50	0.00	25,443.50	286.5%
5660-06160	Other Expense, Guadalupe Center Inc	53,233.00	0.00	56,672.78	0.00	56,672.78	106.5%
5660-09516	Other Expense, Learn A Lot Academy	118,401.00	0.00	143,199.55	0.00	143,199.55	120.9%
5660-18116	Other Expense, EarlystART (UICS)	366,764.00	0.00	338,946.95	0.00	338,946.95	92.4%
5700-00000	Supplies and General Expense	194,689.00	0.00	63,370.04	0.00	63,370.04	32.5%
6000-00000	Salaries - Regular - Direct	624.38	0.00	624.38	0.00	624.38	100.0%
6100-00000	Fr Benefits - Regular - Direct	305.32	0.00	305.32	0.00	305.32	100.0%
6800-00000	Indirect Costs - Regular	297.50	0.00	297.50	0.00	297.50	100.0%
6830-00000	Indirect Costs - Subsidy Trans	(9.29)	0.00	(9.29)	0.00	(9.29)	100.0%
6910-00000	Rent - MARC Main Office Space	36.95	0.00	36.95	0.00	36.95	100.0%
	Total Expenses	3,556,489.00	398.27	2,305,503.70	0.00	2,285,493.70	64.8%
Balance / % Remaining						1,250,985.30	35.2%
GRAND TOTAL		3,556,489.00	398.27	2,305,503.70	0.00	2,285,493.70	64.8%

MID-AMERICA REGIONAL COUNCIL (MARC)
42210 Federal Core HS/EHS FY22-23
For the Two Months Ending Tuesday, February 28, 2023

Account	Description	Cumulative Budget	Current Month	Cumulative Actual	Obligations Encumbrances	Cumulative Total	Actual % Spent
<u>Revenues</u>							
4111-00000	Federal Grant Revenue	\$27,886,444.00	\$664,901.34	\$5,010,150.25	\$0.00	\$5,010,150.25	18.0%
4511-00000	Contributed Services	0.00	0.00	310,297.96	0.00	310,297.96	-----
	Total Revenues	27,886,444.00	664,901.34	5,320,448.21	0.00	5,320,448.21	19.1%
<u>Expenses</u>							
5210-07800	Federal Subrecipient, Independence Public Schools	3,039,969.00	0.00	528,972.55	2,510,996.45	3,039,969.00	17.4%
5210-08550	Federal Subrecipient, Kansas City Public Schools	5,160,425.00	0.00	640,311.78	4,520,113.22	5,160,425.00	12.4%
5210-13205	Federal Subrecipient, Operation Breakthrough	2,486,846.00	0.00	404,849.99	2,081,996.01	2,486,846.00	16.3%
5210-20425	Federal Subrecipient, YMCA of Greater Kansas City	5,164,861.00	0.00	621,901.61	4,542,959.39	5,164,861.00	12.0%
5223-00009	Contracted Services - Tier 1, Ability KC	253,453.00	21,121.08	63,363.24	190,089.76	253,453.00	25.0%
5223-01690	Contracted Services - Tier 1, Blue Springs School District	158,420.00	0.00	39,605.01	118,814.99	158,420.00	25.0%
5223-02370	Contracted Services - Tier 1, Grandview School District	513,284.00	0.00	85,547.34	427,736.66	513,284.00	16.7%
5223-02565	Contracted Services - Tier 1, Raytown School District	403,920.00	33,660.00	100,980.00	302,940.00	403,920.00	25.0%
5223-04923	Contracted Services - Tier 1, Emmanuel F&C Dev Ctr	479,434.00	0.00	119,858.49	359,575.51	479,434.00	25.0%
5223-05133	Contracted Services - Tier 1, Excelsior Springs School Dis	316,800.00	0.00	52,800.00	264,000.00	316,800.00	16.7%
5223-05391	Contracted Services - Tier 1, Front Porch Alliance	223,632.00	0.00	37,272.00	186,360.00	223,632.00	16.7%
5223-06160	Contracted Services - Tier 1, Guadalupe Center Inc	642,720.00	53,560.00	160,680.00	482,040.00	642,720.00	25.0%
5223-09516	Contracted Services - Tier 1, Learn A Lot Academy	636,215.00	0.00	106,035.82	530,179.18	636,215.00	16.7%
5223-09715	Contracted Services - Tier 1, Lee's Summit School District	511,192.00	0.00	85,198.68	425,993.32	511,192.00	16.7%
5224-03770	Contracted Services - Tier 2, Center School District	653,475.00	54,456.25	163,368.75	490,106.25	653,475.00	25.0%
5224-05515	Contracted Services - Tier 2, The Family Conservancy	944,160.00	78,680.00	236,040.00	708,120.00	944,160.00	25.0%
5224-18116	Contracted Services - Tier 2, EarlystART (UICS)	1,208,690.00	100,724.17	302,172.51	906,517.49	1,208,690.00	25.0%
5220-00000	Contracted Service	149,510.00	5,645.52	26,395.08	0.00	26,395.08	17.7%
5220-02212	Contracted Service, Ann Camey	51,840.00	5,636.25	13,421.25	38,418.75	51,840.00	25.9%
5220-02226	Contracted Service, Twoana Clark-Sheppard	8,000.00	0.00	0.00	8,000.00	8,000.00	0.0%
5220-02361	Contracted Service, Cultivating Potential (Amy Thompson	0.00	7,475.65	20,024.55	57,975.45	78,000.00	-----
5220-02590	Contracted Service, Cornerstones of Care	34,000.00	0.00	2,650.00	31,350.00	34,000.00	7.8%
5220-02937	Contracted Service, Marcos Castillo	5,000.00	0.00	306.25	4,693.75	5,000.00	6.1%
5220-03245	Contracted Service, Child Plus	50,427.00	3,837.81	15,351.21	0.00	15,351.21	30.4%
5220-04795	Contracted Service, Carol Dietzschold	26,000.00	0.00	4,714.80	21,285.20	26,000.00	18.1%
5220-05105	Contracted Service, Easter Seals Midwest	10,000.00	0.00	440.00	9,560.00	10,000.00	4.4%
5220-05515	Contracted Service, The Family Conservancy	141,050.00	0.00	6,075.00	134,975.00	141,050.00	4.3%
5220-06037	Contracted Service, Suzanne Grace	45,950.00	6,392.50	14,086.25	31,863.75	45,950.00	30.7%
5220-07982	Contracted Service, Jewish Vocational Service	30,000.00	0.00	2,692.62	27,307.38	30,000.00	9.0%
5220-08003	Contracted Service, Jewish Family Services	10,000.00	0.00	0.00	10,000.00	10,000.00	0.0%
5220-08753	Contracted Service, KVC	5,000.00	1,000.00	1,000.00	4,000.00	5,000.00	20.0%
5220-09503	Contracted Service, Angela Lanigan	5,000.00	262.50	262.50	4,737.50	5,000.00	5.3%

MID-AMERICA REGIONAL COUNCIL (MARC)
42210 Federal Core HS/EHS FY22-23
For the Two Months Ending Tuesday, February 28, 2023

Account	Description	Cumulative Budget	Current Month	Cumulative Actual	Obligations Encumbrances	Cumulative Total	Actual % Spent
5220-10492	Contracted Service, Crystalynn Belt	0.00	450.00	1,122.50	6,877.50	8,000.00	-----
5220-10621	Contracted Service, MBD Business Service (Maria Brobst	10,000.00	0.00	877.50	9,122.50	10,000.00	8.8%
5220-10689	Contracted Service, Georgia Mueller	22,440.00	0.00	4,297.50	18,142.50	22,440.00	19.2%
5220-13247	Contracted Service, Karen Osborn	54,000.00	0.00	8,392.50	45,607.50	54,000.00	15.5%
5220-14545	Contracted Service, Proprio Language Services	55,000.00	386.54	4,786.62	50,213.38	55,000.00	8.7%
5220-14906	Contracted Service, Reflect to Connect Psychology	10,000.00	0.00	3,025.00	6,975.00	10,000.00	30.3%
5220-16089	Contracted Service, Social Work PRN	30,000.00	1,741.27	3,326.45	26,673.55	30,000.00	11.1%
5220-16142	Contracted Service, Mary Signer	37,920.00	0.00	1,290.00	10,710.00	12,000.00	3.4%
5220-16925	Contracted Service, Liz Smith	0.00	2,070.00	7,098.75	20,261.25	27,360.00	-----
5220-16926	Contracted Service, Partners in Play (Jill Smith)	0.00	980.00	1,047.50	6,952.50	8,000.00	-----
5220-17930	Contracted Service, Amy Thompson	78,000.00	0.00	0.00	0.00	0.00	0.0%
5220-18027	Contracted Service, True Journey Consulting	15,000.00	0.00	0.00	15,000.00	15,000.00	0.0%
5220-19542	Contracted Service, Pam Wine	15,000.00	0.00	0.00	15,000.00	15,000.00	0.0%
5220-20260	Contracted Service, Pam Wyman	30,240.00	2,756.25	8,178.75	22,061.25	30,240.00	27.0%
5220-20660	Contracted Service, Kathi Winkler	20,000.00	0.00	2,160.00	17,840.00	20,000.00	10.8%
5230-00000	Legal Fees	5,000.00	0.00	0.00	0.00	0.00	0.0%
5240-00000	Service Agreements	30,366.00	989.40	2,268.66	0.00	2,268.66	7.5%
5240-18835	Service Agreements, Verizon Wireless	15,400.00	1,280.36	2,560.75	0.00	2,560.75	16.6%
5310-00000	Insurance	10,236.00	1,215.00	4,860.00	0.00	4,860.00	47.5%
5410-00000	In Region Travel	10,000.00	216.27	1,702.15	0.00	1,702.15	17.0%
5420-00000	Out of Region Travel	50,532.00	589.68	13,655.69	0.00	13,655.69	27.0%
5430-00000	Registration Fees	34,835.00	0.00	1,879.00	0.00	1,879.00	5.4%
5440-00000	Meeting	21,225.00	1,831.88	8,007.53	0.00	8,007.53	37.7%
5450-00000	Periodical & Subscriptions	530.00	0.00	19.99	0.00	19.99	3.8%
5450-20545	Periodical & Subscriptions, WIPFLI	995.00	0.00	0.00	0.00	0.00	0.0%
5460-00000	Professional Memberships	4,674.00	0.00	5,350.00	0.00	5,350.00	114.5%
5625-00000	Child Care Reimbursements	18,540.00	6,935.00	7,976.03	0.00	7,976.03	43.0%
5660-00000	Other Expense	28,850.00	0.00	570.00	0.00	570.00	2.0%
5685-00000	Printing	15,000.00	0.00	0.00	0.00	0.00	0.0%
5700-00000	Supplies and General Expense	75,956.00	154.93	2,376.27	0.00	2,376.27	3.1%
5706-00000	Supplies - Equipment - <\$2,000	9,420.00	0.00	0.00	0.00	0.00	0.0%
5760-00000	Training Expense	55,943.00	0.00	1,170.00	0.00	1,170.00	2.1%
5760-00009	Training Expense, Ability KC	5,483.00	0.00	0.00	5,483.00	5,483.00	0.0%
5760-01690	Training Expense, Blue Springs School District	4,033.00	0.00	0.00	4,033.00	4,033.00	0.0%
5760-02370	Training Expense, Grandview School District	9,246.00	0.00	0.00	9,246.00	9,246.00	0.0%
5760-02565	Training Expense, Raytown School District	8,335.00	0.00	0.00	8,335.00	8,335.00	0.0%
5760-03770	Training Expense, Center School District	12,369.00	0.00	4,039.24	8,329.76	12,369.00	32.7%
5760-04923	Training Expense, Emmanuel F&C Dev Ctr	9,313.00	0.00	0.00	9,313.00	9,313.00	0.0%
5760-05133	Training Expense, Excelsior Springs School District	6,718.00	0.00	310.78	6,718.00	7,028.78	4.6%
5760-05391	Training Expense, Front Porch Alliance	2,933.00	0.00	0.00	2,933.00	2,933.00	0.0%
5760-05515	Training Expense, The Family Conservancy	10,949.00	0.00	0.00	10,949.00	10,949.00	0.0%
5760-06160	Training Expense, Guadalupe Center Inc	13,435.00	0.00	0.00	13,432.00	13,432.00	0.0%

MID-AMERICA REGIONAL COUNCIL (MARC)
42210 Federal Core HS/EHS FY22-23
For the Two Months Ending Tuesday, February 28, 2023

Account	Description	Cumulative Budget	Current Month	Cumulative Actual	Obligations Encumbrances	Cumulative Total	Actual % Spent
5760-09516	Training Expense, Learn A Lot Academy	11,636.00	0.00	0.00	11,636.00	11,636.00	0.0%
5760-09715	Training Expense, Lee's Summit School District	9,105.00	0.00	0.00	9,105.00	9,105.00	0.0%
5760-18116	Training Expense, EarlystART (UICS)	22,706.00	0.00	260.00	22,446.00	22,706.00	1.1%
6000-00000	Salaries - Regular - Direct	1,788,326.00	134,116.13	522,627.11	0.00	522,627.11	29.2%
6100-00000	Fr Benefits - Regular - Direct	907,113.00	68,935.69	262,027.11	0.00	262,027.11	28.9%
6800-00000	Indirect Costs - Regular	862,540.00	61,524.71	244,436.16	0.00	244,436.16	28.3%
6830-00000	Indirect Costs - Subsidy Trans	(26,954.00)	(1,827.47)	(7,455.21)	0.00	(7,455.21)	27.7%
6910-00000	Rent - MARC Main Office Space	94,783.00	8,103.97	29,528.64	0.00	29,528.64	31.2%
	Total Expenses	27,886,444.00	664,901.34	5,010,150.25	19,826,100.70	24,836,250.95	18.0%
Balance / % Remaining						22,876,293.75	82.0%
7000-07800	Contributed Services, Independence Public Schools	0.00	0.00	128,643.65	0.00	128,643.65	0%
7000-08550	Contributed Services, Kansas City Public Schools	0.00	0.00	45,910.35	0.00	45,910.35	0%
7000-13205	Contributed Services, Operation Breakthrough	0.00	0.00	103,175.97	0.00	103,175.97	0%
7000-20425	Contributed Services, YMCA Of Greater Kansas City	0.00	0.00	32,567.99	0.00	32,567.99	0%
	Total Contributed Services	0.00	0.00	310,297.96	0.00	310,297.96	----
GRAND TOTAL		27,886,444.00	664,901.34	5,320,448.21	19,826,100.70	25,146,548.91	19.1%
DSPs		22,923,757.00		3,753,567.79			16.4%
Contractual Agrmnts		949,377.00		153,022.58			16.1%
MARC Admin		4,013,310.00		1,103,559.88			27.5%
		27,886,444.00		5,010,150.25			18.0%

MID-AMERICA REGIONAL COUNCIL (MARC)
48530 MO EHS FY22-23
For the Two Months Ending Tuesday, February 28, 2023
Income Statement

Account	Description	Cumulative Budget	Current Month	Cumulative Actual	Obligations Encumbrances	Cumulative Total	Actual % Spent
<u>Revenues</u>							
4211-00000	State Grant Revenue	\$1,493,500.00	\$0.00	\$693,028.45	\$0.00	\$693,028.45	46.4%
	Total Revenues	1,493,500.00	0.00	693,028.45	0.00	693,028.45	46.4%
<u>Expenses</u>							
5220-07800	Contracted Service, Independence Public Schools	667,000.00	0.00	334,651.11	332,348.89	667,000.00	50.2%
5220-13205	Contracted Service, Operation Breakthrough Inc	826,500.00	0.00	358,377.34	468,122.66	826,500.00	43.4%
	Total Expenses	1,493,500.00	0.00	693,028.45	800,471.55	1,493,500.00	46.4%
Balance / % Remaining						800,471.55	53.6%
GRAND TOTAL		1,493,500.00	0.00	693,028.45	800,471.55	1,493,500.00	46.4%

MID-AMERICA REGIONAL COUNCIL (MARC)
41700 HS Local Community Support
For the Three Months Ending Friday, March 31, 2023

Account	Description	Cumulative Budget	Current Month	Cumulative Actual	Obligations Encumbrances	Cumulative Total	Actual % Spent
<u>Revenues</u>							
4390-00000	Program Income	\$31,969.87	\$0.00	\$24,178.07	\$0.00	\$24,178.07	75.6%
	Total Revenues	31,969.87	0.00	24,178.07	0.00	24,178.07	75.6%
<u>Expenses</u>							
5220-00000	Contracted Service	1,460.50	0.00	1,910.50	0.00	1,910.50	130.8%
5220-04795	Contracted Service, Carol Dietzschold	2,500.80	0.00	2,500.80	0.00	2,500.80	100.0%
5220-14545	Contracted Service, Proprio Language Services	802.70	0.00	802.70	0.00	802.70	100.0%
5420-00000	Out of Region Travel	403.85	0.00	403.22	0.00	403.22	99.8%
5431-00000	Registration Fees	535.00	0.00	535.00	0.00	535.00	100.0%
5440-00000	Meeting	1,829.55	0.00	1,829.55	0.00	1,829.55	100.0%
5625-00000	Child Care Reimbursements	664.19	0.00	664.19	0.00	664.19	100.0%
5660-00000	Other Expense	13,561.30	0.00	11,275.75	0.00	11,275.75	83.1%
5685-00000	Printing	1,563.21	0.00	1,563.21	0.00	1,563.21	100.0%
5700-00000	Supplies and General Expense	6,026.77	0.00	71.15	0.00	71.15	1.2%
5760-00000	Training Expense	2,622.00	0.00	2,622.00	0.00	2,622.00	100.0%
	Total Expenses	31,969.87	0.00	24,178.07	0.00	24,178.07	75.6%
GRAND TOTAL		31,969.87	0.00	24,178.07	0.00	24,178.07	75.6%

Account	Description	Cumulative Budget	Current Month	Cumulative Actual	Obligations Encumbrances	Cumulative Total	Actual % Spent
<u>Revenues</u>							
4390-00000	Program Income	\$35,000.00	\$0.00	\$2,069.44	\$0.00	\$2,069.44	5.9%
	Total Revenues	35,000.00	0.00	2,069.44	0.00	2,069.44	5.9%
<u>Expenses</u>							
5660-00000	Other Expense	35,000.00	0.00	2,069.44	0.00	2,069.44	5.9%
	Total Expenses	35,000.00	0.00	2,069.44	0.00	2,069.44	5.9%
GRAND TOTAL		35,000.00	0.00	2,069.44	0.00	2,069.44	5.9%

MID-AMERICA REGIONAL COUNCIL (MARC)
42140 Federal EHS Expansion FY22-23
For the Three Months Ending Friday, March 31, 2023

Account	Description	Cumulative Budget	Current Month	Cumulative Actual	Obligations Encumbrances	Cumulative Total	Actual % Spent
<u>Revenues</u>							
4111-00000	Federal Grant Revenue	\$1,771,901.00	\$202,612.02	\$807,520.19	\$0.00	\$807,520.19	45.6%
4511-00000	Contributed Services	0.00	28,470.96	82,752.70	0.00	82,752.70	-----
	Total Revenues	<u>1,771,901.00</u>	<u>231,082.98</u>	<u>890,272.89</u>	<u>0.00</u>	<u>890,272.89</u>	<u>50.2%</u>
<u>Expenses</u>							
5210-08550	Federal Subrecipient, Kansas City Public Schools	348,560.00	58,625.55	156,254.80	192,305.20	348,560.00	44.8%
5210-13205	Federal Subrecipient, Operation Breakthrough	595,911.00	121,772.94	323,455.38	272,455.62	595,911.00	54.3%
5220-01690	Contracted Service, Blue Springs School District	291,065.00	0.00	121,277.10	169,787.90	291,065.00	41.7%
5220-09516	Contracted Service, Learn A Lot Academy	218,299.00	0.00	72,766.32	145,532.68	218,299.00	33.3%
5220-17930	Contracted Service, EarlystART (UICS)	8,000.00	825.35	2,805.80	5,194.20	8,000.00	35.1%
5220-18116	Contracted Service, Amy Thompson	145,533.00	12,127.75	72,766.50	72,766.50	145,533.00	50.0%
5410-00000	In Region Travel	700.00	0.00	0.00	0.00	0.00	0.0%
5660-00000	Other Expense	10,000.00	0.00	0.00	0.00	0.00	0.0%
5700-00000	Supplies and General Expense	7,394.00	0.00	0.00	0.00	0.00	0.0%
5760-00000	Training Expense	1,717.00	0.00	0.00	0.00	0.00	0.0%
5760-01690	Training Expense, Blue Springs School District	6,891.00	0.00	0.00	6,891.00	6,891.00	0.0%
5760-09516	Training Expense, Learn A Lot Academy	5,168.00	0.00	0.00	5,168.00	5,168.00	0.0%
5760-18116	Training Expense, EarlystART (UICS)	3,445.00	0.00	0.00	3,445.00	3,445.00	0.0%
6000-00000	Salaries - Regular - Direct	64,493.00	4,591.49	28,914.85	0.00	28,914.85	44.8%
6100-00000	Fr Benefits - Regular - Direct	31,537.00	2,360.02	14,498.56	0.00	14,498.56	46.0%
6800-00000	Indirect Costs - Regular	31,358.00	2,106.30	13,522.46	0.00	13,522.46	43.1%
6830-00000	Indirect Costs - Subsidy Trans	(1,588.00)	(62.56)	(412.39)	0.00	(412.39)	26.0%
6910-00000	Rent - MARC Main Office Space	3,418.00	265.18	1,670.81	0.00	1,670.81	48.9%
	Total Expenses	<u>1,771,901.00</u>	<u>202,612.02</u>	<u>807,520.19</u>	<u>873,546.10</u>	<u>1,681,066.29</u>	<u>45.6%</u>
Balance / % Remaining						<u>964,380.81</u>	<u>54.4%</u>
7000-08550	Contributed Services, Kansas City Public Schools	0.00	2,561.94	6,828.34	0.00	6,828.34	0%
7000-13205	Contributed Services, Operation Breakthrough, Inc	0.00	25,909.02	75,924.36	0.00	75,924.36	0%
	Total Contributed Services	<u>0.00</u>	<u>28,470.96</u>	<u>82,752.70</u>	<u>0.00</u>	<u>82,752.70</u>	<u>-----</u>
GRAND TOTAL		<u>1,771,901.00</u>	<u>231,082.98</u>	<u>890,272.89</u>	<u>873,546.10</u>	<u>1,763,818.99</u>	<u>50.2%</u>
DSPs		1,477,339.00		676,559.40			45.8%
MARC Admin		294,562.00		130,960.79			44.5%
		<u>1,771,901.00</u>		<u>807,520.19</u>			<u>45.6%</u>

Account	Description	Cumulative Budget	Current Month	Cumulative Actual	Obligations Encumbrances	Cumulative Total	Actual % Spent
<u>Revenues</u>							
4111-00000	Federal Grant Revenue	\$3,556,489.00	\$89,076.93	\$2,394,580.63	\$0.00	\$2,394,580.63	67.3%
	Total Revenues	3,556,489.00	89,076.93	2,394,580.63	0.00	2,394,580.63	67.3%
<u>Expenses</u>							
5210-07800	Federal Subrecipient, Independence Public Schools	220,754.00	0.00	441,279.24	0.00	441,279.24	199.9%
5210-08550	Federal Subrecipient, Kansas City Public Schools	200,000.00	24,935.00	30,185.00	0.00	30,185.00	15.1%
5210-13205	Federal Subrecipient, Operation Breakthrough	334,328.00	48,756.00	372,088.23	0.00	372,088.23	111.3%
5210-20425	Federal Subrecipient, YMCA Of Greater Kansas City	531,931.00	0.00	336,524.95	0.00	336,524.95	63.3%
5220-00000	Contracted Service	250,102.00	0.00	124,350.30	0.00	124,350.30	49.7%
5220-02590	Contracted Service, Cornerstones of Care	10,000.00	0.00	10,000.00	(10,000.00)	0.00	100.0%
5220-05042	Contracted Service, Erikson Institute	26,200.00	6,000.00	30,200.00	2,000.00	32,200.00	115.3%
5220-18027	Contracted Service, True Journey Consulting	10,000.00	0.00	5,250.00	(5,250.00)	0.00	52.5%
5220-19260	Contracted Service, Pam Wyman	2,160.00	0.00	2,160.00	(2,160.00)	0.00	100.0%
5220-19542	Contracted Service, Pam Wine	10,000.00	0.00	4,600.00	(4,600.00)	0.00	46.0%
5250-00000	Media Advertising (TV, Radio)	36,377.80	38.63	38,768.26	0.00	38,768.26	106.6%
5420-00000	Out of Region Travel	8,705.91	0.00	4,525.02	0.00	4,525.02	52.0%
5440-00000	Meeting	6,000.00	457.50	5,196.87	0.00	5,196.87	86.6%
5600-00000	Classified Ads	105.00	0.00	105.00	0.00	105.00	100.0%
5625-00000	Child Care Reimbursements	7,200.00	0.00	2,790.00	0.00	2,790.00	38.8%
5660-00000	Other Expense	493,694.43	1,876.50	217,320.28	0.00	217,320.28	44.0%
5660-00009	Other Expense, Ability KC	137,203.00	0.00	50,173.88	0.00	50,173.88	36.6%
5660-01690	Other Expense, Blue Springs School District	18,000.00	0.00	17,060.00	0.00	17,060.00	94.8%
5660-02565	Other Expense, Raytown School District	86,349.00	0.00	28,707.75	0.00	28,707.75	33.2%
5660-04923	Other Expense, Emmanuel F&C Dev Ctr	224,155.00	0.00	37,394.87	0.00	37,394.87	16.7%
5660-05133	Other Expense, Excelsior Springs School District	200,000.00	6,713.88	6,713.88	0.00	6,713.88	3.4%
5660-05391	Other Expense, Front Porch Alliance	8,882.00	0.00	25,443.50	0.00	25,443.50	286.5%
5660-06160	Other Expense, Guadalupe Center Inc	53,233.00	0.00	56,672.78	0.00	56,672.78	106.5%
5660-09516	Other Expense, Learn A Lot Academy	118,401.00	0.00	143,199.55	0.00	143,199.55	120.9%
5660-18116	Other Expense, EarlySTART (UICS)	366,764.00	0.00	338,946.95	0.00	338,946.95	92.4%
5700-00000	Supplies and General Expense	194,689.00	299.42	63,669.46	0.00	63,669.46	32.7%
6000-00000	Salaries - Regular - Direct	624.38	0.00	624.38	0.00	624.38	100.0%
6100-00000	Fr Benefits - Regular - Direct	305.32	0.00	305.32	0.00	305.32	100.0%
6800-00000	Indirect Costs - Regular	297.50	0.00	297.50	0.00	297.50	100.0%
6830-00000	Indirect Costs - Subsidy Trans	(9.29)	0.00	(9.29)	0.00	(9.29)	100.0%
6910-00000	Rent - MARC Main Office Space	36.95	0.00	36.95	0.00	36.95	100.0%
	Total Expenses	3,556,489.00	89,076.93	2,394,580.63	(20,010.00)	2,374,570.63	67.3%
Balance / % Remaining						1,161,908.37	32.7%
GRAND TOTAL		3,556,489.00	89,076.93	2,394,580.63	(20,010.00)	2,374,570.63	67.3%

MID-AMERICA REGIONAL COUNCIL (MARC)
42210 Federal Core HS/EHS FY22-23
For the Three Months Ending Friday, March 31, 2023

Account	Description	Cumulative Budget	Current Month	Cumulative Actual	Obligations Encumbrances	Cumulative Total	Actual % Spent
<u>Revenues</u>							
4111-00000	Federal Grant Revenue	\$27,886,444.00	\$3,434,495.33	\$8,444,645.58	\$0.00	\$8,444,645.58	30.3%
4511-00000	Contributed Services	0.00	630,082.21	940,380.17	0.00	940,380.17	-----
	Total Revenues	27,886,444.00	4,064,577.54	9,385,025.75	0.00	9,385,025.75	33.7%
<u>Expenses</u>							
5210-07800	Federal Subrecipient, Independence Public Schools	3,039,969.00	430,572.39	959,544.94	2,080,424.06	3,039,969.00	31.6%
5210-08550	Federal Subrecipient, Kansas City Public Schools	5,160,425.00	886,233.03	1,526,544.81	3,633,880.19	5,160,425.00	29.6%
5210-13205	Federal Subrecipient, Operation Breakthrough	2,486,846.00	384,645.26	789,495.25	1,697,350.75	2,486,846.00	31.7%
5210-20425	Federal Subrecipient, YMCA of Greater Kansas City	5,164,861.00	742,334.79	1,364,236.40	3,800,624.60	5,164,861.00	26.4%
5223-00009	Contracted Services - Tier 1, Ability KC	253,453.00	21,121.08	84,484.32	168,968.68	253,453.00	33.3%
5223-01690	Contracted Services - Tier 1, Blue Springs School District	158,420.00	0.00	39,605.01	118,814.99	158,420.00	25.0%
5223-02370	Contracted Services - Tier 1, Grandview School District	513,284.00	85,547.34	171,094.68	342,189.32	513,284.00	33.3%
5223-02565	Contracted Services - Tier 1, Raytown School District	403,920.00	33,660.00	134,640.00	269,280.00	403,920.00	33.3%
5223-04923	Contracted Services - Tier 1, Emmanuel F&C Dev Ctr	479,434.00	39,952.83	159,811.32	319,622.68	479,434.00	33.3%
5223-05133	Contracted Services - Tier 1, Excelsior Springs School Dis	316,800.00	52,800.00	105,600.00	211,200.00	316,800.00	33.3%
5223-05391	Contracted Services - Tier 1, Front Porch Alliance	223,632.00	0.00	37,272.00	186,360.00	223,632.00	16.7%
5223-06160	Contracted Services - Tier 1, Guadalupe Center Inc	642,720.00	53,560.00	214,240.00	428,480.00	642,720.00	33.3%
5223-09516	Contracted Services - Tier 1, Learn A Lot Academy	636,215.00	0.00	106,035.82	530,179.18	636,215.00	16.7%
5223-09715	Contracted Services - Tier 1, Lee's Summit School District	511,192.00	85,198.68	170,397.36	340,794.64	511,192.00	33.3%
5224-03770	Contracted Services - Tier 2, Center School District	653,475.00	54,456.25	217,825.00	435,650.00	653,475.00	33.3%
5224-05515	Contracted Services - Tier 2, The Family Conservancy	944,160.00	78,680.00	314,720.00	629,440.00	944,160.00	33.3%
5224-18116	Contracted Services - Tier 2, EarlystART (UICS)	1,208,690.00	100,724.17	402,896.68	805,793.32	1,208,690.00	33.3%
5220-00000	Contracted Service	149,510.00	5,645.52	32,040.60	0.00	32,040.60	21.4%
5220-02212	Contracted Service, Ann Camey	51,840.00	4,680.00	18,101.25	33,738.75	51,840.00	34.9%
5220-02226	Contracted Service, Twoana Clark-Sheppard	8,000.00	300.00	300.00	7,700.00	8,000.00	3.8%
5220-02361	Contracted Service, Cultivating Potential (Amy Thompson	0.00	8,047.15	28,071.70	49,928.30	78,000.00	-----
5220-02590	Contracted Service, Cornerstones of Care	34,000.00	2,700.00	5,350.00	28,650.00	34,000.00	15.7%
5220-02937	Contracted Service, Marcos Castillo	5,000.00	0.00	306.25	4,693.75	5,000.00	6.1%
5220-03245	Contracted Service, Child Plus	50,427.00	3,837.81	19,189.02	0.00	19,189.02	38.1%
5220-04795	Contracted Service, Carol Dietzschold	26,000.00	8,820.00	13,534.80	12,465.20	26,000.00	52.1%
5220-05105	Contracted Service, Easter Seals Midwest	10,000.00	0.00	440.00	9,560.00	10,000.00	4.4%
5220-05515	Contracted Service, The Family Conservancy	141,050.00	13,561.85	19,636.85	121,413.15	141,050.00	13.9%
5220-06037	Contracted Service, Suzanne Grace	45,950.00	4,075.00	18,161.25	27,788.75	45,950.00	39.5%
5220-07982	Contracted Service, Jewish Vocational Service	30,000.00	2,076.98	4,769.60	25,230.40	30,000.00	15.9%
5220-08003	Contracted Service, Jewish Family Services	10,000.00	0.00	0.00	10,000.00	10,000.00	0.0%
5220-08753	Contracted Service, KVC	5,000.00	1,800.00	2,800.00	2,200.00	5,000.00	56.0%
5220-09503	Contracted Service, Angela Lanigan	5,000.00	437.50	700.00	4,300.00	5,000.00	14.0%

MID-AMERICA REGIONAL COUNCIL (MARC)
42210 Federal Core HS/EHS FY22-23
For the Three Months Ending Friday, March 31, 2023

Account	Description	Cumulative Budget	Current Month	Cumulative Actual	Obligations Encumbrances	Cumulative Total	Actual % Spent
5220-10492	Contracted Service, Crystalynn Belt	0.00	1,352.50	2,475.00	5,525.00	8,000.00	-----
5220-10621	Contracted Service, MBD Business Service (Maria Brobst	10,000.00	442.50	1,320.00	8,680.00	10,000.00	13.2%
5220-10689	Contracted Service, Georgia Mueller	22,440.00	3,802.50	8,100.00	14,340.00	22,440.00	36.1%
5220-13247	Contracted Service, Karen Osborn	54,000.00	10,237.50	18,630.00	35,370.00	54,000.00	34.5%
5220-14545	Contracted Service, Proprio Language Services	55,000.00	2,723.81	7,510.43	47,489.56	54,999.99	13.7%
5220-14906	Contracted Service, Reflect to Connect Psychology	10,000.00	2,400.00	5,425.00	4,575.00	10,000.00	54.3%
5220-16089	Contracted Service, Social Work PRN	30,000.00	947.92	4,274.37	25,725.63	30,000.00	14.2%
5220-16142	Contracted Service, Mary Signer	37,920.00	1,575.00	2,865.00	9,135.00	12,000.00	7.6%
5220-16925	Contracted Service, Liz Smith	0.00	2,317.50	9,416.25	17,943.75	27,360.00	-----
5220-16926	Contracted Service, Partners in Play (Jill Smith)	0.00	1,747.50	2,795.00	5,205.63	8,000.63	-----
5220-17930	Contracted Service, Amy Thompson	78,000.00	0.00	0.00	0.00	0.00	0.0%
5220-18027	Contracted Service, True Journey Consulting	15,000.00	0.00	0.00	15,000.00	15,000.00	0.0%
5220-19542	Contracted Service, Pam Wine	15,000.00	0.00	0.00	15,000.00	15,000.00	0.0%
5220-20260	Contracted Service, Pam Wyman	30,240.00	2,790.00	10,968.75	19,271.25	30,240.00	36.3%
5220-20660	Contracted Service, Kathi Winkler	20,000.00	615.00	2,775.00	17,225.00	20,000.00	13.9%
5230-00000	Legal Fees	5,000.00	0.00	0.00	0.00	0.00	0.0%
5240-00000	Service Agreements	30,366.00	499.65	2,768.31	0.00	2,768.31	9.1%
5240-18835	Service Agreements, Verizon Wireless	15,400.00	0.00	2,560.75	0.00	2,560.75	16.6%
5310-00000	Insurance	10,236.00	1,215.00	6,075.00	0.00	6,075.00	59.3%
5410-00000	In Region Travel	10,000.00	852.92	2,555.07	0.00	2,555.07	25.6%
5420-00000	Out of Region Travel	50,532.00	1,975.72	15,631.41	0.00	15,631.41	30.9%
5430-00000	Registration Fees	34,835.00	884.82	2,763.82	0.00	2,763.82	7.9%
5440-00000	Meeting	21,225.00	974.45	8,981.98	0.00	8,981.98	42.3%
5450-00000	Periodical & Subscriptions	530.00	0.00	19.99	0.00	19.99	3.8%
5450-20545	Periodical & Subscriptions, WIPFLI	995.00	0.00	0.00	0.00	0.00	0.0%
5460-00000	Professional Memberships	4,674.00	0.00	5,350.00	0.00	5,350.00	114.5%
5625-00000	Child Care Reimbursements	18,540.00	(2,850.87)	5,125.16	0.00	5,125.16	27.6%
5660-00000	Other Expense	28,850.00	470.31	1,040.31	0.00	1,040.31	3.6%
5685-00000	Printing	15,000.00	117.99	117.99	0.00	117.99	0.8%
5700-00000	Supplies and General Expense	75,956.00	288.89	2,665.16	0.00	2,665.16	3.5%
5706-00000	Supplies - Equipment - <\$2,000	9,420.00	465.49	465.49	0.00	465.49	4.9%
5760-00000	Training Expense	55,943.00	0.00	1,170.00	0.00	1,170.00	2.1%
5760-00009	Training Expense, Ability KC	5,483.00	0.00	0.00	5,483.00	5,483.00	0.0%
5760-01690	Training Expense, Blue Springs School District	4,033.00	0.00	0.00	4,033.00	4,033.00	0.0%
5760-02370	Training Expense, Grandview School District	9,246.00	0.00	0.00	9,246.00	9,246.00	0.0%
5760-02565	Training Expense, Raytown School District	8,335.00	7,285.79	7,285.79	1,049.21	8,335.00	87.4%
5760-03770	Training Expense, Center School District	12,369.00	1,295.90	5,335.14	7,033.86	12,369.00	43.1%
5760-04923	Training Expense, Emmanuel F&C Dev Ctr	9,313.00	0.00	0.00	9,313.00	9,313.00	0.0%
5760-05133	Training Expense, Excelsior Springs School District	6,718.00	0.00	310.78	6,718.00	7,028.78	4.6%
5760-05391	Training Expense, Front Porch Alliance	2,933.00	0.00	0.00	2,933.00	2,933.00	0.0%
5760-05515	Training Expense, The Family Conservancy	10,949.00	0.00	0.00	10,949.00	10,949.00	0.0%
5760-06160	Training Expense, Guadalupe Center Inc	13,435.00	0.00	0.00	13,432.00	13,432.00	0.0%

MID-AMERICA REGIONAL COUNCIL (MARC)
42210 Federal Core HS/EHS FY22-23
For the Three Months Ending Friday, March 31, 2023

Account	Description	Cumulative Budget	Current Month	Cumulative Actual	Obligations Encumbrances	Cumulative Total	Actual % Spent
5760-09516	Training Expense, Learn A Lot Academy	11,636.00	0.00	0.00	11,636.00	11,636.00	0.0%
5760-09715	Training Expense, Lee's Summit School District	9,105.00	0.00	0.00	9,105.00	9,105.00	0.0%
5760-18116	Training Expense, EarlystART (UICS)	22,706.00	375.00	635.00	22,071.00	22,706.00	2.8%
6000-00000	Salaries - Regular - Direct	1,788,326.00	140,167.02	662,794.13	0.00	662,794.13	37.1%
6030-00000	Salaries - Intern - Direct	0.00	1,088.00	1,088.00	0.00	1,088.00	-----
6100-00000	Fr Benefits - Regular - Direct	907,113.00	72,045.85	334,072.96	0.00	334,072.96	36.8%
6110-00000	Fr Benefits - Intern - Direct	0.00	83.22	83.22	0.00	83.22	-----
6800-00000	Indirect Costs - Regular	862,540.00	64,300.50	308,736.66	0.00	308,736.66	35.8%
6810-00000	Indirect Costs - Intern	0.00	354.88	354.88	0.00	354.88	-----
6830-00000	Indirect Costs - Subsidy Trans	(26,954.00)	(1,909.92)	(9,365.13)	0.00	(9,365.13)	34.7%
6910-00000	Rent - MARC Main Office Space	94,783.00	8,095.36	37,624.00	0.00	37,624.00	39.7%
Total Expenses		27,886,444.00	3,434,495.33	8,444,645.58	16,690,208.60	25,134,854.18	30.3%
Balance / % Remaining						19,441,798.42	69.7%
7000-07800	Contributed Services, Independence Public Schools	0.00	221,583.36	350,227.01	0.00	350,227.01	0%
7000-08550	Contributed Services, Kansas City Public Schools	0.00	63,542.92	109,453.27	0.00	109,453.27	0%
7000-13205	Contributed Services, Operation Breakthrough	0.00	91,965.71	195,141.68	0.00	195,141.68	0%
7000-20425	Contributed Services, YMCA Of Greater Kansas City	0.00	252,990.22	285,558.21	0.00	285,558.21	0%
Total Contributed Services		0.00	630,082.21	940,380.17	0.00	940,380.17	-----
GRAND TOTAL		27,886,444.00	4,064,577.54	9,385,025.75	16,690,208.60	26,075,234.35	33.7%
DSPs		22,923,757.00		6,812,010.30			29.7%
Contractual Agrmnts		949,377.00		239,956.12			25.3%

MID-AMERICA REGIONAL COUNCIL (MARC)
48530 MO EHS FY22-23
For the Three Months Ending Friday, March 31, 2023
Income Statement

Account	Description	Cumulative Budget	Current Month	Cumulative Actual	Obligations Encumbrances	Cumulative Total	Actual % Spent
<u>Revenues</u>							
4211-00000	State Grant Revenue	\$1,493,500.00	\$282,565.37	\$975,593.82	\$0.00	\$975,593.82	65.3%
	Total Revenues	1,493,500.00	282,565.37	975,593.82	0.00	975,593.82	65.3%
<u>Expenses</u>							
5220-07800	Contracted Service, Independence Public Schools	667,000.00	137,414.59	472,065.70	194,934.30	667,000.00	70.8%
5220-13205	Contracted Service, Operation Breakthrough Inc	826,500.00	145,150.78	503,528.12	322,971.88	826,500.00	60.9%
	Total Expenses	1,493,500.00	282,565.37	975,593.82	517,906.18	1,493,500.00	65.3%
Balance / % Remaining						517,906.18	34.7%
GRAND TOTAL		1,493,500.00	282,565.37	975,593.82	517,906.18	1,493,500.00	65.3%

MAHS
USDA/CACFP Monthly Report-Updated
February 2022- April 2022

	Feb-23		Mar-23		Apr-23	
	<i># of Meals Served</i>	<i>Amount Reimbursed</i>	<i># of Meals Served</i>	<i>Amount Reimbursed</i>	<i># of Meals Served</i>	<i>Amount Reimbursed</i>
Tier 1						
Blue Springs School District	1701	\$ 3,759.21	1740	\$ 3,845.40		
Emmanuel Child & Family Development	2427	\$ 5,363.67	2646	\$ 5,847.66		
Excelsior Springs School District	1557	\$ 3,103.62	1164	\$ 2,211.60		
Grandview School District	3143	\$ 6,044.84	3318	\$ 6,344.70		
Guadalupe Center Inc.	2430	\$ 6,285.80	2438	\$ 6,292.87		
Learn A Lot Academy						
Lee's Summit School District	1326	\$ 3,349.17	1618	\$ 4,074.21		
Raytown School District	1032	\$ 2,832.41	1152	\$ 3,219.22		
Tier 1 Subtotal	13616	\$ 30,738.72	14076	\$ 31,835.66	0	\$ -
Tier 2						
Ability KC	471	\$ 927.87	488	\$ 961.36		
Center	3195	\$ 7,060.95				
EarllystArt	3693	\$ 8,161.53	3957	\$ 8,744.97		
Tier 2 Subtotal	7359	\$ 16,150.35	4445	\$ 9,706.33	0	\$ -
Tier 3						
Independence School District	12752	\$ 14,861.84				
Kansas City Public Schools	13000	\$ 43,370.90	16367	\$ 48,254.48		
Operation Breakthrough	6652	\$ 14,472.85	8643	\$ 15,903.12		
YMCA Greater Kansas City	5196	\$ 13,320.74	5871	\$ 14,868.60		
Tier 3 Subtotal	37600	\$ 86,026.33	30881	\$ 79,026.20	0	\$ -
Grand Total	58575	\$ 132,915.40	49402	\$ 120,568.19	0	\$ -

Credit Card Summary
Credit Card Statements February 2023 - March 2023
Totals

Kasey Laswon

March 2023	\$	1,441.31	
Total			\$ 1,441.31

Jovanna Rohs

February 2023	\$	60.00	
March 2023	\$	506.48	
Total			\$ 566.48

Brady Smith

February 2023	\$	2,292.42	
March 2023	\$	3,678.96	
Total			\$ 5,971.38

April 2023 STATEMENT FOR THE MONTH Ending March 2023

Expense Account	Federal Cost Category	Date of Transaction	MARC Employee	Account Code	Vendor	Date of Statement	Amount	Description
5440	Meeting							
		3/16/2023	K Lawson	61-2-55-42210-4221008-5440-00000	Hotelreservations.com	4/1/2023	\$1,109.81	Missouri Head Start Assoc. Family Leadership Conf. 3 staff + 2 PC Reps
		3/16/2023	K Lawson	61-2-55-42210-4221208-5440-00000	Hotelreservations.com	4/1/2023	\$331.50	Missouri Head Start Assoc. Family Leadership Conf. 3 staff + 2 PC Reps
							<u>\$1,441.31</u>	
	Total							

March 2023 STATEMENT FOR THE MONTH Ending February 2023

Expense Account	Federal Cost Category	Date of Transaction	MARC Employee	Account Code	Vendor	Date of Statement	Amount	Description
5660	Other Expense	2/3/2023	J Rohs	61-2-55-42210-4221010-5660-00000	Mid-Continent Public Library	3/1/2023	\$38.50	Green Hills Library Space Rental
		2/3/2023	J Rohs	61-2-55-42210-4221210-5660-00000	Mid-Continent Public Library	3/1/2023	\$11.50	Green Hills Library Space Rental
	Total						<u>\$50.00</u>	

April 2023 STATEMENT FOR THE MONTH Ending March 2023

Expense Account	Federal Cost Category	Date of Transaction	MARC Employee	Account Code	Vendor	Date of Statement	Amount	Description
5440	Meeting	3/14/2023	J Rohs	61-2-55-42210-4221006-5440-00000	Jackstack BBQ	4/1/2023	\$389.99	Lee's Summit Parent Café Food
		3/14/2023	J Rohs	61-2-55-42210-4221206-5440-00000	Jackstack BBQ	4/1/2023	\$116.49	Lee's Summit Parent Café Food
	Total						<u>\$506.48</u>	

March 2023 STATEMENT FOR THE MONTH Ending February 2023

Expense Account	Federal Cost Category	Date of Transaction	MARC Employee	Account Code	Vendor	Date of Statement	Amount	Description
5240	Service Agreements	2/14/2023	B Konomos	61-2-55-42210-4221001-5240-18835	Verizon Wireless	3/1/2023	\$985.90	Head Start MiFi Monthly Charge
		2/14/2023	B Konomos	61-2-55-42210-4221201-5240-18835	Verizon Wireless	3/1/2023	\$294.49	Head Start MiFi Monthly Charge
	Total							<u>\$1,280.39</u>
5440	Meeting	2/4/2023	B Konomos	61-2-55-42210-4221008-5440-00000	Costco	3/1/2023	\$129.63	Family Development Credential Course Snacks
		2/4/2023	B Konomos	61-2-55-42210-4221208-5440-00000	Costco	3/1/2023	\$38.72	Family Development Credential Course Snacks
		2/4/2023	B Konomos	61-2-55-42210-4221008-5440-00000	Hy-Vee	3/1/2023	\$304.92	Family Development Credential Course Food
		2/4/2023	B Konomos	61-2-55-42210-4221208-5440-00000	Hy-Vee	3/1/2023	\$91.08	Family Development Credential Course Food
		2/13/2023	B Konomos	61-2-55-42210-4221008-5440-00000	EzCater	3/1/2023	\$177.10	Policy Council Food 2/13
		2/13/2023	B Konomos	61-2-55-42210-4221208-5440-00000	EzCater	3/1/2023	\$52.90	Policy Council Food 2/13
	Total						\$	<u>794.35</u>
5700	Supplies	2/1/2023	B Konomos	61-2-55-42210-4221011-5700-00000	Amazon	3/1/2023	\$15.17	Sensory Supplies: Chair, Tube
		2/1/2023	B Konomos	61-2-55-42210-4221211-5700-00000	Amazon	3/1/2023	\$4.53	Sensory Supplies: Chair, Tube
		2/1/2023	B Konomos	61-2-55-42210-4221011-5700-00000	Amazon	3/1/2023	\$61.59	Sensory Supplies: Chair, Tube
		2/1/2023	B Konomos	61-2-55-42210-4221211-5700-00000	Amazon	3/1/2023	\$18.40	Sensory Supplies: Chair, Tube
		2/6/2023	B Konomos	61-2-55-42210-4221010-5700-00000	GotPrint	3/1/2023	\$90.85	ERSEA Recruitment Banner
		2/6/2023	B Konomos	61-2-55-42210-4221210-5700-00000	GotPrint	3/1/2023	\$27.14	ERSEA Recruitment Banner
							\$	<u>217.68</u>
Total							<u>\$2,292.42</u>	

April 2023 STATEMENT FOR THE MONTH Ending March 2023

Expense Account	Federal Cost Category	Date of Transaction	MARC Employee	Account Code	Vendor	Date of Statement	Amount	Description
5240	Service Agreements	11/15/2022	B Konomos	61-2-55-42210-4221001-5240-18835	Verizon Wireless	4/1/2023	\$985.80	Head Start MiFi Monthly Charge
		11/15/2022	B Konomos	61-2-55-42210-4221201-5240-18835	Verizon Wireless	4/1/2023	\$294.52	Head Start MiFi Monthly Charge
		Total					<u>\$1,280.32</u>	
5440	Meeting	3/13/2023	B Konomos	61-2-55-42210-4221006-5440-00000	Minskys	4/1/2023	\$159.74	Policy Council Food 3/13
		3/13/2023	B Konomos	61-2-55-42210-4221206-5440-00000	Minskys	4/1/2023	\$47.72	Policy Council Food 3/13
		3/15/2023	B Konomos	61-2-55-42210-4221004-5440-00000	Hy-Vee	4/1/2023	\$211.75	ECC Coach Meeting 3/15
		3/15/2023	B Konomos	61-2-55-42210-4221204-5440-00000	Hy-Vee	4/1/2023	\$63.25	ECC Coach Meeting 3/15
		3/29/2023	B Konomos	61-2-55-42205-4220502-5440-00000	Hy-Vee	4/1/2023	\$205.00	Workforce Cohort 4 Session 5
		3/14/2023	B Konomos	61-2-55-42210-4221008-5440-00000	Jackstack BBQ	4/1/2023	\$149.65	Advisory Committee March Food
		3/14/2023	B Konomos	61-2-55-42210-4221208-5440-00000	Jackstack BBQ	4/1/2023	\$44.70	Advisory Committee March Food
		3/14/2023	B Konomos	61-2-55-42210-4221006-5220-00000	Papa Johns	4/1/2023	\$38.49	Parent Café LSSD Kid Food
		3/14/2023	B Konomos	61-2-55-42210-4221206-5220-00000	Papa Johns	4/1/2023	\$11.50	Parent Café LSSD Kid Food
		3/22/2023	B Konomos	61-2-55-42210-4221006-5440-00000	EzCater	4/1/2023	\$138.60	Workforce Cohort 4 Session 4
		3/22/2023	B Konomos	61-2-55-42210-4221206-5440-00000	EzCater	4/1/2023	\$41.40	Workforce Cohort 4 Session 4
		3/27/2023	B Konomos	61-2-55-42210-4221010-5700-00000	Picklemans	4/1/2023	\$159.14	Parent Coaching Onboarding
		3/27/2023	B Konomos	61-2-55-42210-4221210-5700-00000	Picklemans	4/1/2023	\$47.53	Parent Coaching Onboarding
		3/30/2023	B Konomos	61-2-55-42210-4221006-5440-00000	Jackstack BBQ	4/1/2023	\$235.62	Parent Café Emmanuel Food
		3/30/2023	B Konomos	61-2-55-42210-4221206-5440-00000	Jackstack BBQ	4/1/2023	\$70.38	Parent Café Emmanuel Food
		Total					<u>\$ 1,624.47</u>	
5700	Supplies	3/24/2023	B Konomos	61-2-55-42210-4221006-5700-00000	Amazon	4/1/2023	\$34.34	Family Engagement Office Supplies
		3/24/2023	B Konomos	61-2-55-42210-4221206-5700-00000	Amazon	4/1/2023	\$10.26	Family Engagement Office Supplies
		3/24/2023	B Konomos	61-2-55-42210-4221011-5700-00000	Amazon	4/1/2023	\$66.66	Learn A Lot Mental Health Supplies
		3/24/2023	B Konomos	61-2-55-42210-4221211-5700-00000	Amazon	4/1/2023	\$19.92	Learn A Lot Mental Health Supplies
		3/24/2023	B Konomos	61-2-55-42210-4221011-5700-00000	Conscious Discipline	4/1/2023	\$45.43	Learn A Lot Mental Health Books
		3/24/2023	B Konomos	61-2-55-42210-4221211-5700-00000	Conscious Discipline	4/1/2023	\$13.57	Learn A Lot Mental Health Books
		3/22/2023	B Konomos	61-2-55-42205-4220521-5700-00000	Amazon	4/1/2023	\$466.00	Lee's Summit Bags Supplies
	Total						<u>\$ 656.18</u>	
5685	Printing	3/14/2023	B Konomos	61-2-55-42210-4221010-5685-00000	GotPrint	4/1/2023	\$90.85	ERSEA Spanish Recruitment Banner
		3/14/2023	B Konomos	61-2-55-42210-4221210-5685-00000	GotPrint	4/1/2023	\$27.14	ERSEA Spanish Recruitment Banner
		Total					<u>\$117.99</u>	
	Total						<u>\$ 3,678.96</u>	

FEDERAL HEAD START CREDIT CARD TRANSACTIONS

April 2023 STATEMENT FOR THE MONTH Ending Mar 2023

Expense Account	Federal Cost Category	Date of Transaction	MARC Employee	Account Code	Vendor	Date of Statement	Amount	Description
5210	Federal Subrecipient	3/30/2023	Ivaldovino	61-2-55-42205-4220512-5210-08550	Pay Pal	4/1/2023	\$ 11,417.25	Deposit for KCPS outdoor equipment
		3/30/2023	Ivaldovino	61-2-55-42205-4220512-5210-08550	Pay Pal	4/1/2023	\$ 12,389.00	Deposit for KCPS outdoor equipment
	Total						<u>\$ 23,806.25</u>	
5420	Out of Region Travel							
				Grand Total			<u>\$ 23,806.25</u>	

MARC Head Start

Mid-America Regional Council

Financial Report

Grant Status as of April 30, 2023

key:

= % Spent

▼ = % of Time Elapsed


= % Remaining

→ OPEN GRANTS (FY 2022-2023; COVID grant is FY 2021-2023)

42210 - HS / EHS Core

Grant Period: 11/01/2022 - 10/31/2023 (→ Apr 30, 2023 = 6/12, or 50%)

Total Budget: \$ 27,886,444
Amount Spent: \$ 9,894,438
Amount Remaining: \$ 17,992,006



42140 - EHS Expansion

Grant Period: 9/01/2022 - 8/31/2023 (→ Apr 30, 2023 = 8/12, or 67%)

Total Budget: \$ 1,771,901
Amount Spent: \$ 932,819
Amount Remaining: \$ 839,082



42205 - COVID-19 (CRRSA + ARP)

Grant Period: 4/01/2021 - 3/31/2023 (→ Apr 30, 2023 = 24/24, or 100%)

Total Budget: \$ 3,556,489
Amount Spent: \$ 3,010,248
Amount Remaining: \$ 546,241



48530 - Missouri EHS Program

Grant Period: 7/01/2022 - 6/30/2023 (→ Apr 30, 2023 = 10/12, or 83%)

Total Budget: \$ 1,493,500
Amount Spent: \$ 1,080,129
Amount Remaining: \$ 413,371



MARC Head Start

Mid-America Regional Council

Financial Report

Grant Status as of April 30, 2023

key:

= % Spent

▼ = % of Time Elapsed

= % Remaining

→ UNRESTRICTED FUNDS

41700 - Local Community Support

Grant Period: N/A

Total Budget:	\$	32,770		
Amount Spent:	\$	24,178	Total % Spent/Remaining	<div><div>74%</div><div>26%</div></div>
Amount Remaining:	\$	8,592		

41750 - HRSA MCHB (P4 Challenge)

Grant Period: N/A

Total Budget:	\$	35,000		
Amount Spent:	\$	2,069	Total % Spent/Remaining	<div><div>← 6%</div><div>94%</div></div>
Amount Remaining:	\$	32,931		

MID-AMERICA REGIONAL COUNCIL (MARC)
42210 Federal Core HS/EHS FY22-23
For the Four Months Ending Sunday, April 30, 2023

Account	Description	Cumulative Budget	Current Month	Cumulative Actual	Obligations Encumbrances	Cumulative Total	Actual % Spent
<u>Revenues</u>							
4111-00000	Federal Grant Revenue	\$27,886,444.00	\$1,449,792.13	\$9,894,437.71	\$0.00	\$9,894,437.71	35.5%
4511-00000	Contributed Services	0.00	33,372.45	973,752.62	0.00	973,752.62	-----
	Total Revenues	<u>27,886,444.00</u>	<u>1,483,164.58</u>	<u>10,868,190.33</u>	<u>0.00</u>	<u>10,868,190.33</u>	<u>39.0%</u>
<u>Expenses</u>							
5210-07800	Federal Subrecipient, Independence Public Schools	3,039,969.00	0.00	959,544.94	2,080,424.06	3,039,969.00	31.6%
5210-08550	Federal Subrecipient, Kansas City Public Schools	5,160,425.00	1,249.00	1,527,793.81	3,633,880.19	5,161,674.00	29.6%
5210-13205	Federal Subrecipient, Operation Breakthrough	2,486,846.00	0.00	789,495.25	1,697,350.75	2,486,846.00	31.7%
5210-20425	Federal Subrecipient, YMCA of Greater Kansas City	5,164,861.00	420,235.00	1,784,471.40	3,380,389.60	5,164,861.00	34.6%
5223-00009	Contracted Services - Tier 1, Ability KC	253,453.00	21,121.08	105,605.40	147,847.60	253,453.00	41.7%
5223-01690	Contracted Services - Tier 1, Blue Springs School District	158,420.00	26,403.34	66,008.35	92,411.65	158,420.00	41.7%
5223-02370	Contracted Services - Tier 1, Grandview School District	513,284.00	42,773.67	213,868.35	299,415.65	513,284.00	41.7%
5223-02565	Contracted Services - Tier 1, Raytown School District	403,920.00	33,660.00	168,300.00	235,620.00	403,920.00	41.7%
5223-04923	Contracted Services - Tier 1, Emmanuel F&C Dev Ctr	479,434.00	0.00	159,811.32	319,622.68	479,434.00	33.3%
5223-05133	Contracted Services - Tier 1, Excelsior Springs School Dis	316,800.00	26,400.00	132,000.00	184,800.00	316,800.00	41.7%
5223-05391	Contracted Services - Tier 1, Front Porch Alliance	223,632.00	0.00	37,272.00	186,360.00	223,632.00	16.7%
5223-06160	Contracted Services - Tier 1, Guadalupe Center Inc	642,720.00	53,560.00	267,800.00	374,920.00	642,720.00	41.7%
5223-09516	Contracted Services - Tier 1, Learn A Lot Academy	636,215.00	159,053.73	265,089.55	371,125.45	636,215.00	41.7%
5223-09715	Contracted Services - Tier 1, Lee's Summit School District	511,192.00	42,599.34	212,996.70	298,195.30	511,192.00	41.7%
5224-03770	Contracted Services - Tier 2, Center School District	653,475.00	54,456.25	272,281.25	381,193.75	653,475.00	41.7%
5224-05515	Contracted Services - Tier 2, The Family Conservancy	944,160.00	78,680.00	393,400.00	550,760.00	944,160.00	41.7%
5224-18116	Contracted Services - Tier 2, Earlystart (UICS)	1,208,690.00	100,724.17	503,620.85	705,069.15	1,208,690.00	41.7%
5220-00000	Contracted Service	126,009.37	12,590.53	44,631.13	0.00	44,631.13	35.4%
5220-02212	Contracted Service, Ann Camey	51,840.00	3,431.25	21,532.50	30,307.50	51,840.00	41.5%
5220-02226	Contracted Service, Twoana Clark-Sheppard	8,000.00	0.00	300.00	7,700.00	8,000.00	3.8%
5220-02361	Contracted Service, Cultivating Potential (Amy Thompson)	78,000.00	6,331.99	34,403.69	43,596.31	78,000.00	44.1%
5220-02590	Contracted Service, Cornerstones of Care	34,000.00	1,600.00	6,950.00	27,050.00	34,000.00	20.4%
5220-02937	Contracted Service, Marcos Castillo	5,000.00	206.25	512.50	4,487.50	5,000.00	10.3%
5220-03245	Contracted Service, Child Plus	50,427.00	3,837.81	23,026.83	0.00	23,026.83	45.7%
5220-04795	Contracted Service, Carol Dietzschold	26,000.00	390.00	13,924.80	12,075.20	26,000.00	53.6%
5220-05105	Contracted Service, Easter Seals Midwest	10,000.00	440.00	880.00	9,120.00	10,000.00	8.8%
5220-05515	Contracted Service, The Family Conservancy	141,050.00	14,250.00	33,886.85	107,163.15	141,050.00	24.0%
5220-06037	Contracted Service, Suzanne Grace	45,950.00	3,965.00	22,126.25	23,823.75	45,950.00	48.2%
5220-07982	Contracted Service, Jewish Vocational Service	30,000.00	1,266.74	6,036.34	23,963.66	30,000.00	20.1%
5220-08003	Contracted Service, Jewish Family Services	10,000.00	0.00	0.00	10,000.00	10,000.00	0.0%
5220-08753	Contracted Service, KVC	12,500.00	0.00	2,800.00	2,200.00	5,000.00	22.4%

MID-AMERICA REGIONAL COUNCIL (MARC)
42210 Federal Core HS/EHS FY22-23
For the Four Months Ending Sunday, April 30, 2023

Account	Description	Cumulative Budget	Current Month	Cumulative Actual	Obligations Encumbrances	Cumulative Total	Actual % Spent
5220-09503	Contracted Service, Angela Lanigan	5,000.00	375.00	1,075.00	3,925.00	5,000.00	21.5%
5220-10492	Contracted Service, Crystalynn Belt	8,000.00	823.75	3,298.75	4,701.25	8,000.00	41.2%
5220-10621	Contracted Service, MBD Business Service (Maria Brobst)	10,000.00	1,200.00	2,520.00	7,480.00	10,000.00	25.2%
5220-10689	Contracted Service, Georgia Mueller	22,440.00	2,238.75	10,338.75	12,101.25	22,440.00	46.1%
5220-13247	Contracted Service, Karen Osborn	54,000.00	5,467.50	24,097.50	29,902.50	54,000.00	44.6%
5220-14545	Contracted Service, Proprio Language Services	55,000.00	9,086.81	16,597.24	38,402.75	54,999.99	30.2%
5220-14906	Contracted Service, Reflect to Connect Psychology	10,000.00	0.00	5,425.00	4,575.00	10,000.00	54.3%
5220-16089	Contracted Service, Social Work PRN	30,000.00	1,947.91	6,222.28	23,777.72	30,000.00	20.7%
5220-16142	Contracted Service, Mary Signer	37,920.00	1,380.00	4,245.00	7,755.00	12,000.00	11.2%
5220-16925	Contracted Service, Liz Smith	0.00	2,092.50	11,508.75	15,851.25	27,360.00	-----
5220-16926	Contracted Service, Partners in Play (Jill Smith)	8,000.63	1,367.50	4,162.50	3,838.13	8,000.63	52.0%
5220-18027	Contracted Service, True Journey Consulting	15,000.00	0.00	0.00	15,000.00	15,000.00	0.0%
5220-19542	Contracted Service, Pam Wine	15,000.00	0.00	0.00	15,000.00	15,000.00	0.0%
5220-20260	Contracted Service, Pam Wyman	30,240.00	2,790.00	13,758.75	16,481.25	30,240.00	45.5%
5220-20660	Contracted Service, Kathi Winkler	20,000.00	1,500.00	4,275.00	15,725.00	20,000.00	21.4%
5230-00000	Legal Fees	5,000.00	0.00	0.00	0.00	0.00	0.0%
5240-00000	Service Agreements	30,366.00	615.05	3,383.36	0.00	3,383.36	11.1%
5240-18835	Service Agreements, Verizon Wireless	15,400.00	0.00	2,560.75	0.00	2,560.75	16.6%
5310-00000	Insurance	10,236.00	1,215.00	7,290.00	0.00	7,290.00	71.2%
5410-00000	In Region Travel	10,000.00	934.59	3,489.66	0.00	3,489.66	34.9%
5420-00000	Out of Region Travel	50,532.00	1,072.16	16,703.57	0.00	16,703.57	33.1%
5430-00000	Registration Fees	34,835.00	5,865.51	8,629.33	0.00	8,629.33	24.8%
5440-00000	Meeting	21,225.00	1,609.13	10,591.11	0.00	10,591.11	49.9%
5450-00000	Periodical & Subscriptions	530.00	0.00	19.99	0.00	19.99	3.8%
5450-20545	Periodical & Subscriptions, WIPFLI	995.00	0.00	0.00	0.00	0.00	0.0%
5460-00000	Professional Memberships	4,674.00	0.00	5,350.00	0.00	5,350.00	114.5%
5625-00000	Child Care Reimbursements	18,540.00	5,646.40	10,771.56	0.00	10,771.56	58.1%
5660-00000	Other Expense	28,850.00	735.50	1,775.81	0.00	1,775.81	6.2%
5685-00000	Printing	15,000.00	117.99	235.98	0.00	235.98	1.6%
5700-00000	Supplies and General Expense	75,956.00	4,189.66	6,854.82	0.00	6,854.82	9.0%
5706-00000	Supplies - Equipment - <\$2,000	9,420.00	0.00	465.49	0.00	465.49	4.9%
5760-00000	Training Expense	55,943.00	632.96	1,802.96	0.00	1,802.96	3.2%
5760-00009	Training Expense, Ability KC	5,483.00	0.00	0.00	5,483.00	5,483.00	0.0%
5760-01690	Training Expense, Blue Springs School District	4,033.00	0.00	0.00	4,033.00	4,033.00	0.0%
5760-02370	Training Expense, Grandview School District	9,246.00	0.00	0.00	9,246.00	9,246.00	0.0%
5760-02565	Training Expense, Raytown School District	8,335.00	0.00	7,285.79	1,049.21	8,335.00	87.4%
5760-03770	Training Expense, Center School District	12,369.00	0.00	5,335.14	7,033.86	12,369.00	43.1%
5760-04923	Training Expense, Emmanuel F&C Dev Ctr	9,313.00	0.00	0.00	9,313.00	9,313.00	0.0%
5760-05133	Training Expense, Excelsior Springs School District	6,718.00	0.00	310.78	6,718.00	7,028.78	4.6%
5760-05391	Training Expense, Front Porch Alliance	2,933.00	0.00	0.00	2,933.00	2,933.00	0.0%
5760-05515	Training Expense, The Family Conservancy	10,949.00	0.00	0.00	10,949.00	10,949.00	0.0%

MID-AMERICA REGIONAL COUNCIL (MARC)
42210 Federal Core HS/EHS FY22-23
For the Four Months Ending Sunday, April 30, 2023

Account	Description	Cumulative Budget	Current Month	Cumulative Actual	Obligations Encumbrances	Cumulative Total	Actual % Spent
5760-06160	Training Expense, Guadalupe Center Inc	13,435.00	0.00	0.00	13,432.00	13,432.00	0.0%
5760-09516	Training Expense, Learn A Lot Academy	11,636.00	0.00	0.00	11,636.00	11,636.00	0.0%
5760-09715	Training Expense, Lee's Summit School District	9,105.00	0.00	0.00	9,105.00	9,105.00	0.0%
5760-18116	Training Expense, EarlstART (UICS)	22,706.00	0.00	635.00	22,071.00	22,706.00	2.8%
6000-00000	Salaries - Regular - Direct	1,788,326.00	142,135.06	804,929.19	0.00	804,929.19	45.0%
6030-00000	Salaries - Intern - Direct	0.00	976.00	2,064.00	0.00	2,064.00	-----
6100-00000	Fr Benefits - Regular - Direct	907,113.00	73,057.41	407,130.37	0.00	407,130.37	44.9%
6110-00000	Fr Benefits - Intern - Direct	0.00	74.66	157.88	0.00	157.88	-----
6800-00000	Indirect Costs - Regular	862,540.00	65,203.32	373,939.98	0.00	373,939.98	43.4%
6810-00000	Indirect Costs - Intern	0.00	318.35	673.23	0.00	673.23	-----
6830-00000	Indirect Costs - Subsidy Trans	(26,954.00)	(1,956.72)	(11,321.85)	0.00	(11,321.85)	42.0%
6910-00000	Rent - MARC Main Office Space	94,783.00	7,855.23	45,479.23	0.00	45,479.23	48.0%
	Total Expenses	27,886,444.00	1,449,792.13	9,894,437.71	15,568,391.07	25,462,828.78	35.5%
Balance / % Remaining						17,992,006.29	64.5%
7000-07800	Contributed Services, Independence Public Schools	0.00	0.00	350,227.01	0.00	350,227.01	0%
7000-08550	Contributed Services, Kansas City Public Schools	0.00	0.00	109,453.27	0.00	109,453.27	0%
7000-13205	Contributed Services, Operation Breakthrough	0.00	0.00	195,141.68	0.00	195,141.68	0%
7000-20425	Contributed Services, YMCA Of Greater Kansas City	0.00	33,372.45	318,930.66	0.00	318,930.66	0%
	Total Contributed Services	0.00	33,372.45	973,752.62	0.00	973,752.62	-----
GRAND TOTAL		27,886,444.00	1,483,164.58	10,868,190.33	15,568,391.07	26,436,581.40	39.0%
	DSPs	22,923,757.00		7,872,925.88			34.3%
	Contractual Agrmnts	949,377.00		318,535.41			33.6%
	MARC Admin	4,013,310.00		1,702,976.42			42.4%
		27,886,444.00		9,894,437.71			35.5%

MID-AMERICA REGIONAL COUNCIL (MARC)
42140 Federal EHS Expansion FY22-23
For the Four Months Ending Sunday, April 30, 2023

Account	Description	Cumulative Budget	Current Month	Cumulative Actual	Obligations Encumbrances	Cumulative Total	Actual % Spent
<u>Revenues</u>							
4111-00000	Federal Grant Revenue	\$1,771,901.00	\$125,298.89	\$932,819.08	\$0.00	\$932,819.08	52.6%
4511-00000	Contributed Services	0.00	0.00	82,752.70	0.00	82,752.70	-----
	Total Revenues	1,771,901.00	125,298.89	1,015,571.78	0.00	1,015,571.78	57.3%
<u>Expenses</u>							
5210-08550	Federal Subrecipient, Kansas City Public Schools	348,560.00	0.00	156,254.80	192,305.20	348,560.00	44.8%
5210-13205	Federal Subrecipient, Operation Breakthrough	595,911.00	0.00	323,455.38	272,455.62	595,911.00	54.3%
5220-01690	Contracted Service, Blue Springs School District	291,065.00	48,510.84	169,787.94	121,277.06	291,065.00	58.3%
5220-09516	Contracted Service, Learn A Lot Academy	218,299.00	54,574.74	127,341.06	90,957.94	218,299.00	58.3%
5220-17930	Contracted Service, EarlystART (UICS)	8,000.00	649.26	3,455.06	4,544.94	8,000.00	43.2%
5220-18116	Contracted Service, Amy Thompson	145,533.00	12,127.75	84,894.25	60,638.75	145,533.00	58.3%
5410-00000	In Region Travel	700.00	0.00	0.00	0.00	0.00	0.0%
5660-00000	Other Expense	10,000.00	0.00	0.00	0.00	0.00	0.0%
5700-00000	Supplies and General Expense	7,394.00	0.00	0.00	0.00	0.00	0.0%
5760-00000	Training Expense	1,717.00	0.00	0.00	0.00	0.00	0.0%
5760-01690	Training Expense, Blue Springs School District	6,891.00	0.00	0.00	6,891.00	6,891.00	0.0%
5760-09516	Training Expense, Learn A Lot Academy	5,168.00	0.00	0.00	5,168.00	5,168.00	0.0%
5760-18116	Training Expense, EarlystART (UICS)	3,445.00	0.00	0.00	3,445.00	3,445.00	0.0%
6000-00000	Salaries - Regular - Direct	64,493.00	4,781.24	33,696.09	0.00	33,696.09	52.2%
6100-00000	Fr Benefits - Regular - Direct	31,537.00	2,457.55	16,956.11	0.00	16,956.11	53.8%
6800-00000	Indirect Costs - Regular	31,358.00	2,193.35	15,715.81	0.00	15,715.81	50.1%
6830-00000	Indirect Costs - Subsidy Trans	(1,588.00)	(260.08)	(672.47)	0.00	(672.47)	42.3%
6910-00000	Rent - MARC Main Office Space	3,418.00	264.24	1,935.05	0.00	1,935.05	56.6%
	Total Expenses	1,771,901.00	125,298.89	932,819.08	757,683.51	1,690,502.59	52.6%
Balance / % Remaining						839,081.92	47.4%
7000-08550	Contributed Services, Kansas City Public Schools	0.00	0.00	6,828.34	0.00	6,828.34	0%
7000-13205	Contributed Services, Operation Breakthrough, Inc	0.00	0.00	75,924.36	0.00	75,924.36	0%
	Total Contributed Services	0.00	0.00	82,752.70	0.00	82,752.70	-----
GRAND TOTAL		1,771,901.00	125,298.89	1,015,571.78	757,683.51	1,773,255.29	57.3%
DSPs		1,477,339.00		780,294.24			52.8%
MARC Admin		294,562.00		152,524.84			51.8%
		1,771,901.00		932,819.08			52.6%

MID-AMERICA REGIONAL COUNCIL (MARC)
42205 COVID (CRRSAA/ARP) FY21-23
For the Four Months Ending Sunday, April 30, 2023

Account	Description	Cumulative Budget	Current Month	Cumulative Actual	Obligations Encumbrances	Cumulative Total	Actual % Spent
<u>Revenues</u>							
4111-00000	Federal Grant Revenue	\$3,556,489.00	\$615,667.22	\$3,010,247.85	\$0.00	\$3,010,247.85	84.6%
	Total Revenues	<u>3,556,489.00</u>	<u>615,667.22</u>	<u>3,010,247.85</u>	<u>0.00</u>	<u>3,010,247.85</u>	<u>84.6%</u>
<u>Expenses</u>							
5210-07800	Federal Subrecipient, Independence Public Schools	220,754.00	0.00	441,279.24	0.00	441,279.24	199.9%
5210-08550	Federal Subrecipient, Kansas City Public Schools	200,000.00	30,509.48	60,694.48	17,880.86	78,575.34	30.3%
5210-13205	Federal Subrecipient, Operation Breakthrough	334,328.00	115,036.77	487,125.00	12,880.00	500,005.00	145.7%
5210-20425	Federal Subrecipient, YMCA Of Greater Kansas City	531,931.00	93,259.35	429,784.30	0.00	429,784.30	80.8%
5220-00000	Contracted Service	250,102.00	38,677.20	163,027.50	(16,195.79)	146,831.71	65.2%
5220-02590	Contracted Service, Cornerstones of Care	10,000.00	0.00	10,000.00	(10,000.00)	0.00	100.0%
5220-05042	Contracted Service, Erikson Institute	26,200.00	0.00	30,200.00	0.00	30,200.00	115.3%
5220-18027	Contracted Service, True Journey Consulting	10,000.00	0.00	5,250.00	(10,000.00)	(4,750.00)	52.5%
5220-19260	Contracted Service, Pam Wyman	2,160.00	0.00	2,160.00	(2,160.00)	0.00	100.0%
5220-19542	Contracted Service, Pam Wine	10,000.00	0.00	4,600.00	(10,000.00)	(5,400.00)	46.0%
5250-00000	Media Advertising (TV, Radio)	36,377.80	12,513.47	51,281.73	0.00	51,281.73	141.0%
5420-00000	Out of Region Travel	8,705.91	0.00	4,525.02	0.00	4,525.02	52.0%
5440-00000	Meeting	6,000.00	654.52	5,851.39	0.00	5,851.39	97.5%
5600-00000	Classified Ads	105.00	0.00	105.00	0.00	105.00	100.0%
5625-00000	Child Care Reimbursements	7,200.00	860.00	3,650.00	0.00	3,650.00	50.7%
5660-00000	Other Expense	493,694.43	395.28	217,715.56	0.00	217,715.56	44.1%
5660-00009	Other Expense, Ability KC	137,203.00	0.00	50,173.88	0.00	50,173.88	36.6%
5660-01690	Other Expense, Blue Springs School District	18,000.00	0.00	17,060.00	0.00	17,060.00	94.8%
5660-02565	Other Expense, Raytown School District	86,349.00	8,560.50	37,268.25	57,990.25	95,258.50	43.2%
5660-04923	Other Expense, Emmanuel F&C Dev Ctr	224,155.00	202,817.40	240,212.27	0.00	240,212.27	107.2%
5660-05133	Other Expense, Excelsior Springs School District	200,000.00	0.00	6,713.88	245,081.00	251,794.88	3.4%
5660-05391	Other Expense, Front Porch Alliance	8,882.00	0.00	25,443.50	0.00	25,443.50	286.5%
5660-06160	Other Expense, Guadalupe Center Inc	53,233.00	18,371.91	75,044.69	0.00	75,044.69	141.0%
5660-09516	Other Expense, Learn A Lot Academy	118,401.00	24,684.09	167,883.64	0.00	167,883.64	141.8%
5660-18116	Other Expense, EarlystART (UICS)	366,764.00	69,327.25	408,274.20	0.00	408,274.20	111.3%
5700-00000	Supplies and General Expense	194,689.00	0.00	63,669.46	0.00	63,669.46	32.7%
6000-00000	Salaries - Regular - Direct	624.38	0.00	624.38	0.00	624.38	100.0%
6100-00000	Fr Benefits - Regular - Direct	305.32	0.00	305.32	0.00	305.32	100.0%
6800-00000	Indirect Costs - Regular	297.50	0.00	297.50	0.00	297.50	100.0%
6830-00000	Indirect Costs - Subsidy Trans	(9.29)	0.00	(9.29)	0.00	(9.29)	100.0%
6910-00000	Rent - MARC Main Office Space	36.95	0.00	36.95	0.00	36.95	100.0%
	Total Expenses	<u>3,556,489.00</u>	<u>615,667.22</u>	<u>3,010,247.85</u>	<u>285,476.32</u>	<u>3,295,724.17</u>	<u>84.6%</u>
Balance / % Remaining						<u>546,241.15</u>	<u>15.4%</u>
GRAND TOTAL		<u>3,556,489.00</u>	<u>615,667.22</u>	<u>3,010,247.85</u>	<u>285,476.32</u>	<u>3,295,724.17</u>	<u>84.6%</u>

MID-AMERICA REGIONAL COUNCIL (MARC)
48530 MO EHS FY22-23
For the Four Months Ending Sunday, April 30, 2023
Income Statement

Account	Description	Cumulative Budget	Current Month	Cumulative Actual	Obligations Encumbrances	Cumulative Total	Actual % Spent
<u>Revenues</u>							
4211-00000	State Grant Revenue	\$1,493,500.00	\$104,535.03	\$1,080,128.85	\$0.00	\$1,080,128.85	72.3%
	Total Revenues	<u>1,493,500.00</u>	<u>104,535.03</u>	<u>1,080,128.85</u>	<u>0.00</u>	<u>1,080,128.85</u>	<u>72.3%</u>
<u>Expenses</u>							
5220-07800	Contracted Service, Independence Public Schools	667,000.00	37,249.78	509,315.48	194,934.30	704,249.78	76.4%
5220-13205	Contracted Service, Operation Breakthrough Inc	826,500.00	67,285.25	570,813.37	322,971.88	893,785.25	69.1%
	Total Expenses	<u>1,493,500.00</u>	<u>104,535.03</u>	<u>1,080,128.85</u>	<u>517,906.18</u>	<u>1,598,035.03</u>	<u>72.3%</u>
Balance / % Remaining						<u>413,371.15</u>	<u>27.7%</u>
GRAND TOTAL		<u>1,493,500.00</u>	<u>104,535.03</u>	<u>1,080,128.85</u>	<u>517,906.18</u>	<u>1,598,035.03</u>	<u>72.3%</u>

MID-AMERICA REGIONAL COUNCIL (MARC)
41700 HS Local Community Support
For the Four Months Ending Sunday, April 30, 2023

Account	Description	Cumulative Budget	Current Month	Cumulative Actual	Obligations Encumbrances	Cumulative Total	Actual % Spent
<u>Revenues</u>							
4390-00000	Program Income	\$32,769.64	\$0.00	\$24,178.07	\$0.00	\$24,178.07	73.8%
	Total Revenues	32,769.64	0.00	24,178.07	0.00	24,178.07	73.8%
<u>Expenses</u>							
5220-00000	Contracted Service	1,460.50	0.00	1,910.50	0.00	1,910.50	130.8%
5220-04795	Contracted Service, Carol Dietzschold	2,500.80	0.00	2,500.80	0.00	2,500.80	100.0%
5220-14545	Contracted Service, Proprio Language Services	802.70	0.00	802.70	0.00	802.70	100.0%
5420-00000	Out of Region Travel	403.85	0.00	403.22	0.00	403.22	99.8%
5431-00000	Registration Fees	535.00	0.00	535.00	0.00	535.00	100.0%
5440-00000	Meeting	1,829.55	0.00	1,829.55	0.00	1,829.55	100.0%
5625-00000	Child Care Reimbursements	664.19	0.00	664.19	0.00	664.19	100.0%
5660-00000	Other Expense	13,561.30	0.00	11,275.75	0.00	11,275.75	83.1%
5685-00000	Printing	1,563.21	0.00	1,563.21	0.00	1,563.21	100.0%
5700-00000	Supplies and General Expense	6,826.54	0.00	71.15	0.00	71.15	1.0%
5760-00000	Training Expense	2,622.00	0.00	2,622.00	0.00	2,622.00	100.0%
	Total Expenses	32,769.64	0.00	24,178.07	0.00	24,178.07	73.8%
GRAND TOTAL		32,769.64	0.00	24,178.07	0.00	24,178.07	73.8%

Account	Description	Cumulative Budget	Current Month	Cumulative Actual	Obligations Encumbrances	Cumulative Total	Actual % Spent
<u>Revenues</u>							
4390-00000	Program Income	\$35,000.00	\$0.00	\$2,069.44	\$0.00	\$2,069.44	5.9%
	Total Revenues	35,000.00	0.00	2,069.44	0.00	2,069.44	5.9%
<u>Expenses</u>							
5660-00000	Other Expense	35,000.00	0.00	2,069.44	0.00	2,069.44	5.9%
	Total Expenses	35,000.00	0.00	2,069.44	0.00	2,069.44	5.9%
	GRAND TOTAL	35,000.00	0.00	2,069.44	0.00	2,069.44	5.9%

MAHS
USDA/CACFP Monthly Report-Updated
February 2022- April 2022

	Feb-23		Mar-23		Apr-23	
	<i># of Meals Served</i>	<i>Amount Reimbursed</i>	<i># of Meals Served</i>	<i>Amount Reimbursed</i>	<i># of Meals Served</i>	<i>Amount Reimbursed</i>
Tier 1						
Blue Springs School District	1701	\$ 3,759.21	1740	\$ 3,845.40	1878	\$ 4,150.38
Emmanuel Child & Family Development	2427	\$ 5,363.67	2646	\$ 5,847.66	2295	\$ 5,071.95
Excelsior Springs School District	1557	\$ 3,103.62	1164	\$ 2,211.60	1941	\$ 3,869.06
Grandview School District	3143	\$ 6,044.84	3318	\$ 6,344.70	3409	\$ 6,575.55
Guadalupe Center Inc.	2430	\$ 6,285.80	2438	\$ 6,292.87	2474	\$ 6,361.14
Learn A Lot Academy	2416	\$ 5,397.70	3323	\$ 7,389.91	2637	\$ 5,921.90
Lee's Summit School District	1326	\$ 3,349.17	1618	\$ 4,074.21	1523	\$ 3,821.53
Raytown School District	1032	\$ 2,832.41	1152	\$ 3,219.22	1285	\$ 3,580.90
Tier 1 Subtotal	16032	\$ 36,136.42	17399	\$ 39,225.57	17442	\$ 39,352.41
Tier 2						
Ability KC	471	\$ 927.87	488	\$ 961.36	523	\$ 1,030.31
Center	3195	\$ 7,060.95	3081	\$ 6,809.01	3789	\$ 8,373.69
EarllystArt	3693	\$ 8,161.53	3957	\$ 8,744.97	3888	\$ 8,592.48
Tier 2 Subtotal	7359	\$ 16,150.35	7526	\$ 16,515.34	8200	\$ 17,996.48
Tier 3						
Independence School District	12752	\$ 14,861.84	13609	\$ 15,041.78		
Kansas City Public Schools	13000	\$ 43,370.90	16367	\$ 48,254.48	14664	\$ 43,486.03
Operation Breakthrough	6652	\$ 14,472.85	8643	\$ 15,903.12	7212	\$ 13,270.08
YMCA Greater Kansas City	5196	\$ 13,320.74	5871	\$ 14,868.60	6878	\$ 17,315.59
Tier 3 Subtotal	37600	\$ 86,026.33	44490	\$ 94,067.98	28754	\$ 74,071.70
Grand Total	60991	\$ 138,313.10	69415	\$ 149,808.89	54396	\$ 131,420.59

Credit Card Summary
Credit Card Statements April 2023
Totals

Kasey Laswon

April 2023	\$	73.01	
Total			\$ 73.01

Brady Konomos

April 2023	\$	7,781.51	
Total			\$ 7,781.51

Lupe Valdovino

April 2023	\$	2,583.87	
Total			\$ 2,583.87

Grand Total			\$ 10,438.39
--------------------	--	--	---------------------

May 2023 STATEMENT FOR THE MONTH Ending April 30th

Expense Account	Federal Cost Category	Date of Transaction	MARC Employee	Account Code	Vendor	Date of Statement	Amount	Description
5420	Out of Region Travel	4/11/2023	K Lawson	61-2-55-42210-4221008-5420-00000	City of Jefferson City	5/1/2023	\$7.70	Parent Leadership Conference Parking- Jefferson City
		4/11/2023	K Lawson	61-2-55-42210-4221208-5420-00000	City of Jefferson City	5/1/2023	\$2.30	Parent Leadership Conference Parking- Jefferson City
							<u>\$10.00</u>	
5440	Meeting	4/14/2023	K Lawson	61-2-55-42210-4221006-5440-00000	Mildreds	5/1/2023	\$48.52	Communities of Practice Lunch 4/14
		4/14/2023	K Lawson	61-2-55-42210-4221206-5440-00000	Mildreds	5/1/2023	\$14.49	Communities of Practice Lunch 4/14
							<u>\$63.01</u>	
							<u>\$73.01</u>	
				Grand Total				

May 2023 STATEMENT FOR THE MONTH Ending April 30th

Expense Account	Federal Cost Category	Date of Transaction	MARC Employee	Account Code	Vendor	Date of Statement	Amount	Description
5240	Service Agreements							
		4/15/2023	B Konomos	61-2-55-42210-4221001-5240-18835	Verizon Wireless	3/1/2023	\$985.93	Head Start MiFi Monthly Charge
		4/15/2023	B Konomos	61-2-55-42210-4221201-5240-18835	Verizon Wireless	3/1/2023	\$294.50	Head Start MiFi Monthly Charge
	Total						<u>\$1,280.43</u>	
5440	Meeting							
		4/21/2023	B Konomos	61-2-55-42210-4221004-5440-00000	Grandma's Catering	5/1/2023	\$203.14	Young Investigators Day Three Lunch
		4/21/2023	B Konomos	61-2-55-42210-4221204-5440-00000	Grandma's Catering	5/1/2023	\$60.68	Young Investigators Day Three Lunch
		4/19/2023	B Konomos	61-2-55-42210-4221004-5440-00000	HyVee	5/1/2023	\$296.45	Early Childhood Collab Coaches Meeting Lunch
		4/19/2023	B Konomos	61-2-55-42210-4221204-5440-00000	HyVee	5/1/2023	\$88.55	Early Childhood Collab Coaches Meeting Lunch
		4/4/2023	B Konomos	61-2-55-42210-4221006-5440-00000	Costco	5/1/2023	\$6.14	COP Water for 4/6
		4/4/2023	B Konomos	61-2-55-42210-4221206-5440-00000	Costco	5/1/2023	\$1.84	COP Water for 4/6
		4/4/2023	B Konomos	61-2-55-42210-4221001-5440-00000	Costco	5/1/2023	\$43.87	Self Assessment Candy
		4/4/2023	B Konomos	61-2-55-42210-4221201-5440-00000	Costco	5/1/2023	\$13.10	Self Assessment Candy
		4/5/2023	B Konomos	61-2-55-42210-4221001-5440-00000	Independence Schools	5/1/2023	\$862.48	Self Assessment Breakfast Buffet
		4/5/2023	B Konomos	61-2-55-42210-4221201-5440-00000	Independence Schools	5/1/2023	\$257.63	Self Assessment Breakfast Buffet
		4/5/2023	B Konomos	61-2-55-42210-4221001-5440-00000	Independence Schools	5/1/2023	\$62.30	Self Assessment Coffee and Orange Juice
		4/5/2023	B Konomos	61-2-55-42210-4221201-5440-00000	Independence Schools	5/1/2023	\$18.61	Self Assessment Coffee and Orange Juice
		4/12/2023	B Konomos	61-2-55-42210-4221003-5440-00000	Matthews Catering	5/1/2023	\$734.73	Health Services Advisory Meeting Lunch 4/20
		4/12/2023	B Konomos	61-2-55-42210-4221203-5440-00000	Matthews Catering	5/1/2023	\$219.47	Health Services Advisory Meeting Lunch 4/20
		4/10/2023	B Konomos	61-2-55-42210-4221006-5440-00000	Amazon	5/1/2023	\$157.90	Communities of Practice Snacks
		4/10/2023	B Konomos	61-2-55-42210-4221206-5440-00000	Amazon	5/1/2023	\$47.16	Communities of Practice Snacks
		4/14/2023	B Konomos	61-2-55-42210-4221006-5440-00000	Minskys Pizza	5/1/2023	\$179.30	Communites of Practice Lunch 4/14
		4/14/2023	B Konomos	61-2-55-42210-4221206-5440-00000	Minskys Pizza	5/1/2023	\$53.57	Communites of Practice Lunch 4/14
		4/6/2023	B Konomos	61-2-55-42210-4221006-5440-00000	HyVee	5/1/2023	\$712.25	Communities of Practice Lunch 4/6
		4/6/2023	B Konomos	61-2-55-42210-4221206-5440-00000	HyVee	5/1/2023	\$212.75	Communities of Practice Lunch 4/6
		4/25/2023	B Konomos	61-2-55-42210-4221006-5440-00000	HyVee	5/1/2023	\$342.65	Communities of Practice Lunch 4/25
		4/25/2023	B Konomos	61-2-55-42210-4221206-5440-00000	HyVee	5/1/2023	\$102.35	Communities of Practice Lunch 4/25
		4/25/2023	B Konomos	61-2-55-42210-4221006-5440-00000	Jackstack	5/1/2023	\$565.49	Guadalupe Parent Café 4/24 Food
		4/25/2023	B Konomos	61-2-55-42210-4221206-5440-00000	Jackstack	5/1/2023	\$168.91	Guadalupe Parent Café 4/24 Food
		4/25/2023	B Konomos	61-2-55-42210-4221006-5440-00000	Minskys Pizza	5/1/2023	\$75.81	Guadalupe Parent Café 4/24 Food- Kids
		4/25/2023	B Konomos	61-2-55-42210-4221206-5440-00000	Minskys Pizza	5/1/2023	\$22.64	Guadalupe Parent Café 4/24 Food- Kids
		4/1/2023	B Konomos	61-2-55-42210-4221006-5440-00000	Pizza Hut	5/1/2023	\$56.71	Emmanuel Parent Café 3/30 Food
		4/1/2023	B Konomos	61-2-55-42210-4221206-5440-00000	Pizza Hut	5/1/2023	\$16.94	Emmanuel Parent Café 3/30 Food
		4/10/2023	B Konomos	61-2-55-42210-4221006-5440-00000	Amazon	5/1/2023	\$110.33	Communities of Practice Snacks
		4/10/2023	B Konomos	61-2-55-42210-4221206-5440-00000	Amazon	5/1/2023	\$32.96	Communities of Practice Snacks
		4/10/2023	B Konomos	61-2-55-42210-4221008-5440-00000	EzCater	5/1/2023	\$181.24	Policy Council Planning 4/10 Dinner
		4/10/2023	B Konomos	61-2-55-42210-4221208-5440-00000	EzCater	5/1/2023	\$54.14	Policy Council Planning 4/10 Dinner
	Total						<u>\$ 5,962.09</u>	
5430	Registration Fees							
		4/25/2023	B Konomos	61-2-55-42210-4221010-5430-00000	NHSA	5/1/2023	\$231.00	KEickhoff NHSA ERSEA Training
		4/25/2023	B Konomos	61-2-55-42210-4221210-5430-00000	NHSA	5/1/2023	\$69.00	KEickhoff NHSA ERSEA Training
	Total						<u>\$300.00</u>	
5700	Supplies							
		4/4/2023	B Konomos	61-2-55-42210-4221001-5700-00000	Amazon	5/1/2023	\$30.79	Pkabrick New Mouse
		4/4/2023	B Konomos	61-2-55-42210-4221201-5700-00000	Amazon	5/1/2023	\$9.20	Pkabrick New Mouse
	Total						<u>\$ 39.99</u>	
5760	Training, Cont Ed.							
		4/10/2023	B Konomos	61-2-55-4214011-5760-00000	SkillPath	5/1/2023	\$199.00	Bulletproof Documentation Training- Gwilliams
	Total						<u>\$199.00</u>	
Grand Total							<u><u>\$7,781.51</u></u>	

FEDERAL HEAD START CREDIT CARD TRANSACTIONS

May 2023 STATEMENT FOR THE MONTH Ending April 2023

Expense Account	Federal Cost Category	Date of Transaction	MARC Employee	Account Code	Vendor	Date of Statement	Amount	Description
5420	Out of Region Travel	4/7/2023	Ivaldovino	61-2-55-42140-4214002-5420-00000	Southwest Air	5/1/2023	\$ 419.96	Wipfli Conference-G Williams
		4/7/2023	Ivaldovino	61-2-55-42140-4214002-5420-00000	Caesars Palace	5/1/2023	\$ 201.82	Wipfli Conference-L Valdovino Deposit
		4/7/2023	Ivaldovino	61-2-55-42210-4221001-5420-00000	Caesars Palace	5/1/2023	\$ 155.41	Wipfli Conference K Lawson Deposit
				61-2-55-42210-4221201-5420-00000	Caesars Palace	5/1/2023	\$ 46.41	Wipfli Conference K Lawson Deposit
		4/7/2023	Ivaldovino	61-2-55-42210-4221010-5420-00000	Caesars Palace	5/1/2023	\$ 155.41	Wipfli Conference B Choi Deposit
				61-2-55-42210-4221210-5420-00000	Caesars Palace	5/1/2023	\$ 46.41	Wipfli Conference B Choi Deposit
		4/7/2023	Ivaldovino	61-2-55-42140-4214002-5420-00000	Caesars Palace	5/1/2023	\$ 201.82	Wipfli Conference G Williams Deposit
		4/7/2023	Ivaldovino	61-2-55-42210-4221001-5420-00000	Caesars Palace	5/1/2023	\$ 155.41	Wipfli Conference P Kabrick Deposit
				61-2-55-42210-4221201-5420-00000	Caesars Palace	5/1/2023	\$ 46.41	Wipfli Conference P Kabrick Deposit
		4/7/2023	Ivaldovino	61-2-55-42210-4221005-5420-00000	American Airlines	5/1/2023	\$ 273.97	NHSA Conference M Striebich
				61-2-55-42210-4221205-5420-00000	American Airlines	5/1/2023	\$ 81.84	NHSA Conference M Striebich
Total							\$ 1,784.87	
5430	Registration	4/11/2023	Ivaldovino	61-2-55-42210-4221005-5430-00000	National Head Start Assoc	5/1/2023	\$ 615.23	NHSA Conference M Striebich Registration
				61-2-55-42210-4221205-5430-00000	National Head Start Assoc	5/1/2023	\$ 183.77	NHSA Conference M Striebich Registration
	Total							\$ 799.00
Grand Total							\$ 2,583.87	