



**Destination Safe Committee  
Meeting Summary  
January 26, 2022 | 9:00am – 10:30am**

Rose Simone, Missouri Co-Chair  
\*Tenille Kimberlin, Kansas Co-Chair

**Zoom Room:** MARC Zoom 04  
**Meeting ID:** 886-781-4521 **Passcode:** 370090  
**Dial:** 877-853-4521 or 888-788-0099

1. Welcome

Please enter name and organization into the chat after recording has started

*Attendees:*

- |   |   |
|---|---|
| <i>Aaron Bartlett, NHTSA</i>                | <i>Jessica Giacone, Saint Luke's</i>            |
| <i>Allyson Summers, MADD</i>                | <i>Joe Christiansen, Independence PD</i>        |
| <i>Amanda Horner, MARC</i>                  | <i>John Miller, FHWA MO</i>                     |
| <i>Bayleigh Moore, Platte County HD</i>     | <i>Karl Kramer, BikeWalkKC</i>                  |
| <i>Bill Lowe, MSHP</i>                      | <i>Kelley Alvarez, KC Scout</i>                 |
| <i>Bob Hamilton, KDOT LEL</i>               | <i>Lindsay Francis, WSP</i>                     |
| <i>Brad Winfrey, Children's Mercy</i>       | <i>Marcus Slaughter, KC Scout</i>               |
| <i>Brian Geiger, City of Overland Park</i>  | <i>Martin Rivarola, MARC</i>                    |
| <i>Brian Shields, City of Overland Park</i> | <i>Melissa Black, MoDOT</i>                     |
| <i>Bruce Summa, Lawson PD</i>               | <i>Melissa Roach, Charlie's House</i>           |
| <i>Chris Hess, PTRPC</i>                    | <i>Michael David, MoDOT LEL</i>                 |
| <i>Courtney Garrett, KTSRO</i>              | <i>Michael Flory, KC Scout</i>                  |
| <i>Dan Gearhart, Smithville PD</i>          | <i>Nick Shurmantine, Shawnee PD</i>             |
| <i>David Church, WSP</i>                    | <i>Ray Shank, MoDOT</i>                         |
| <i>David LaRoche, FHWA KS</i>               | <i>Rod Shaeffer, Lee's Summit PD</i>            |
| <i>Deana Dothage, ThinkFirst MO</i>         | <i>Ron Achelpohl, MARC</i>                      |
| <i>Debra Huwar, MoDOT</i>                   | <i>Rose Simone, ThinkFirst GreaterKC</i>        |
| <i>Derek Olson, MoDOT</i>                   | <i>Sherri Miller, Tri-County MH</i>             |
| <i>Douglas Ballou, Blue Window</i>          | <i>Stacy Benninghoff, Platte County HD</i>      |
| <i>Drew Pearson, Wilson &amp; Co</i>        | <i>Susan Cohen, Americans for Older Drivers</i> |
| <i>Erin Ralovo, City of Lee's Summit</i>    | <i>Tenille Kimberlin, KTSRO</i>                 |
| <i>J Stewart Hoffman, Charlie's House</i>   | <i>Tiffany Bowman, ThinkFirst MO</i>            |
| <i>Jason Petersen, Independence PD</i>      | <i>Ursula Copeland, KCMO HD</i>                 |
| <i>Jen Jordan-Spence, City of Gardner</i>   | <i>Zach Argetsinger, Lone Jack PD</i>           |
| <i>Jeff Reynolds, Warrensburg PD</i>        |   |

2. Vote: November Meeting Summary Approval

**Special Accommodations:** Please notify the Mid-America Regional Council at (816) 474-4240 at least 48 hours in advance if you require special accommodations to attend this meeting (i.e., qualified interpreter, large print, reader, hearing assistance). We will make every effort to meet reasonable requests.

MARC programs do not discriminate against anyone on the basis of race, color or national origin, according to Title VI of the Civil

Rights Act of 1964. For more information or to obtain a Title VI Complaint Form, see, [MARC Title VI page](#) or call 816-474-4240.



*Motion to approve minutes by Chris Hess, seconded by Erin Rivarola, motion passed.*

3. *Vote: Destination Safe Co-Chair, Missouri*

*Rose Simone has opted to end her term as the Missouri Destination Safe co-chair. Rose served as the Missouri co-chair for 12 years and has led this committee well! We thank her for her service!*

*Sherri Miller of Tri-County Mental Health has been nominated as the new Missouri co-chair.*

*Motion to approve Sherri Miller as new co-chair by Chris Hess, seconded by Bill Lowe, motion passed.*

4. *Vote: Membership Approval*
- a. *Wilson & Company*
  - b. *Basehor Police Dept.*

*Motion to approve membership of both parties by David Church, seconded by Sherri Miller, motion passed.*

5. *Presentation: Kansas City Regional Outreach Program*  
*Courtney Garrett, Kansas Traffic Safety Resource Office*

*Courtney Garrett provided an overview of her position and program which does traffic safety outreach in the Kansas side of the Kansas City area. She provides information and programs regarding employer outreach, child passenger safety, teen drivers, older drivers, resources regarding safe driving behaviors, event outreach such as at the Kansas Speedway or Children's Mercy. Currently, Courtney is attempting to expand reach for a program in high schools.*

*If anyone has questions or ideas to partner with this program, contact Courtney at [cgarrett@dccca.org](mailto:cgarrett@dccca.org) or is 785-312-8276.*

6. *Presentations: FY21 MoDOT Destination Safe Grant Recipients*
- a. *Dan Gearhart, Smithville Police Dept.*
  - b. *Blake Montgomery, Marshall Police Dept.*
  - c. *Breann Jensen, Lafayette County Health Dept.*

*The Smithville and Marshall Police Departments provided an overview of their efforts funded by the FY21 Destination Safe funding.*

*Lafayette County Health Department was not in attendance.*

**Special Accommodations:** Please notify the Mid-America Regional Council at (816) 474-4240 at least 48 hours in advance if you require special accommodations to attend this meeting (i.e., qualified interpreter, large print, reader, hearing assistance). We will make every effort to meet reasonable requests.

MARC programs do not discriminate against anyone on the basis of race, color or national origin, according to Title VI of the Civil

Rights Act of 1964. For more information or to obtain a Title VI Complaint Form, see, [MARC Title Vi page](#) or call 816-474-4240.



7. *Vote: 2020 Crash Data & 2022 Performance Measure Targets presentation*  
Amanda Horner, MARC

*Amanda provided an overview of 2020 crash data including comparisons to 2019 and the previous 5-year averages of various focus areas. Data of note included an 82% increase in speeding fatalities since 2019 and 26 additional unrestrained fatal crashes compared to the previous 5-year average (2020:114; 2015-2019: 88). Amanda will share the powerpoint presentation with the meeting summary. There is also additional data available on the [Destination Safe data page](#), including the 2021 Annual Safety Report and an updated Data Dashboard.*

*Next, Amanda reviewed the Safety Performance Measure targets and suggested the following 2022 targets for each category. Graphs and presentation will also be included in the meeting summary.*

1. *Number of fatalities — 197.2*
2. *Fatality rate per 100 million VMT — 0.850*
3. *Number of serious injuries — 900*
4. *Serious injury rate per 100 million VMT — 4.020*
5. *Number of non-motorized fatalities and serious injuries — 100*

*Motion to approve 2022 safety performance measure targets by Jen Jordan-Spence, seconded by Bill Lowe. Motion passed.*

*\*Meeting correction: In the presentation for the performance measure targets, MoDOT's statewide targets were incorrect. They have been corrected in the attached slides and demonstrate that each category has a decreasing target.*

8. *Destination Safe Call for Projects*  
Amanda Horner, MARC

- a. *Application: February 3 – March 3*
- b. *DOT review and scoring*
- c. *Voting member scoring*
- d. *Discussion and vote: DS Committee meeting, May 25<sup>th</sup>*

*Amanda reminded the committee that the FY2023 Destination Safe call for projects is opening soon and reviewed the scoring schedule. Amanda encouraged anyone interested to visit the [Destination Safe Call for Project page](#) for updated information.*

9. *MoDOT State and Community Highway Grant Program*

*Amanda reminded the committee of the MoDOT funding opportunity and encourage anyone interested to reach out to MoDOT central office for more information.*

**Special Accommodations:** Please notify the Mid-America Regional Council at (816) 474-4240 at least 48 hours in advance if you require special accommodations to attend this meeting (i.e., qualified interpreter, large print, reader, hearing assistance). We will make every effort to meet reasonable requests.

MARC programs do not discriminate against anyone on the basis of race, color or national origin, according to Title VI of the Civil

Rights Act of 1964. For more information or to obtain a Title VI Complaint Form, see, [MARC Title Vi page](#) or call 816-474-4240.



10. Other Business

Debra Huwar shared information for the MoDOT crash truck trailer, which can be requested at schools or organizations to remind communities to wear seat belts. If interested, contact Debra at [Debra.Huwar@modot.mo.gov](mailto:Debra.Huwar@modot.mo.gov) or 816.607.2187.

Deana Dothage shared that First Impact is hosting a virtual presentation for safety partners, parents, school administrators, health officials, etc. who have or work with teen drivers on February 15. Contact Deana at [dothaged@health.missouri.edu](mailto:dothaged@health.missouri.edu) or 573-884-3463. Amanda will share information with meeting summary as well.

Michael Davis shared that Missouri's quarterly speed campaign will occur February 11 and the grant application process is currently open through March 1. Any law enforcement agency that completed 25 or more DWI arrests in 2021, names can be submitted to MoDOT's Safety Office to be recognized with DWI pins. For more information, contact Michael Stapp at [Michael.Stapp@modot.mo.gov](mailto:Michael.Stapp@modot.mo.gov).

Aaron Bartlett shared that NHTSA is currently accepting People Saving People and Officer of the Year award nominations for Missouri through March 1. Links to nominate are below. Amanda added that Kansas is also collecting award nominees and will include information for that in the meeting summary email.

[2022 NHTSA People Saving People](#)

[2022 Officer of the Year](#)

[2022 Small Department Free Conference](#)

2022 Destination Safe Committee Meetings					
Destination Safe Committee 9:00-10:30am		DS Public Information & Education Subcommittee 10:45-11:45am		DS Data Subcommittee 9:00-10:30am	
1/26/2022	Virtual	1/26/2022	Virtual	2/1/2022	Virtual
3/30/2022	Virtual	3/30/2022	Virtual	4/5/2022	Virtual
5/25/2022	TBD	5/25/2022	TBD	6/7/2022	TBD
7/27/2022	TBD	7/27/2022	TBD	8/2/2022	TBD
9/28/2022	TBD	9/28/2022	TBD	10/4/2022	TBD
11/30/2022	TBD	11/30/2022	TBD	12/6/2022	TBD

**Special Accommodations:** Please notify the Mid-America Regional Council at (816) 474-4240 at least 48 hours in advance if you require special accommodations to attend this meeting (i.e., qualified interpreter, large print, reader, hearing assistance). We will make every effort to meet reasonable requests.

MARC programs do not discriminate against anyone on the basis of race, color or national origin, according to Title VI of the Civil

Rights Act of 1964. For more information or to obtain a Title VI Complaint Form, see, [MARC Title Vi page](#) or call 816-474-4240.

Kansas Department of  
Transportation  
700 SW Harrison  
Topeka, KS 66603  
785/296-3566

Kansas Highway  
Patrol Troop A  
1220 Enterprise Street  
Olathe, KS 66061  
913/782-8100

Mid-America  
Regional Council  
600 Broadway, Suite 200  
Kansas City, MO 64105  
816/474-4240

Missouri Department of  
Transportation District 4  
600 NE Colbern Road  
Lee's Summit, MO 64086  
816/622-6500

Missouri State Highway  
Patrol Troop A  
504 E Blue Parkway  
Lee's Summit, MO 64063  
816/622-0800

# **2020 Crash Data**

**Amanda Horner, Safety Planner**

**TTPC**

**January 18, 2022**

# Crash Data

- Fatalities and Serious Injuries
- Fatal and Serious Injury Crashes
- Focus Areas
- Limitations





**2022-2027  
Focus  
Areas**

- 
- Pedestrians
  - Distracted Driving
  - Impaired Driving
  - Speed/Aggressive Driving
  - Seat Belt Use
  - Intersections

# 2020 Crash Data Snapshot



	2019	2020	Percent Change
<b>Total Crashes</b>	56,470	44,330	↓ -21.50%
<b>Serious Injuries</b>	1,373	1,228	↓ -10.56%
<b>Fatalities</b>	238	256	↑ 7.56%
<b>Millions of VMT</b>	22.12	19.37	↓ -12.43%
<b>SI Rate</b>	5.510	5.580	↑ 1.27%
<b>Fatality Rate</b>	0.94	1.19	↑ 26.60%



# 2020 Crash Data Snapshot: Fatalities

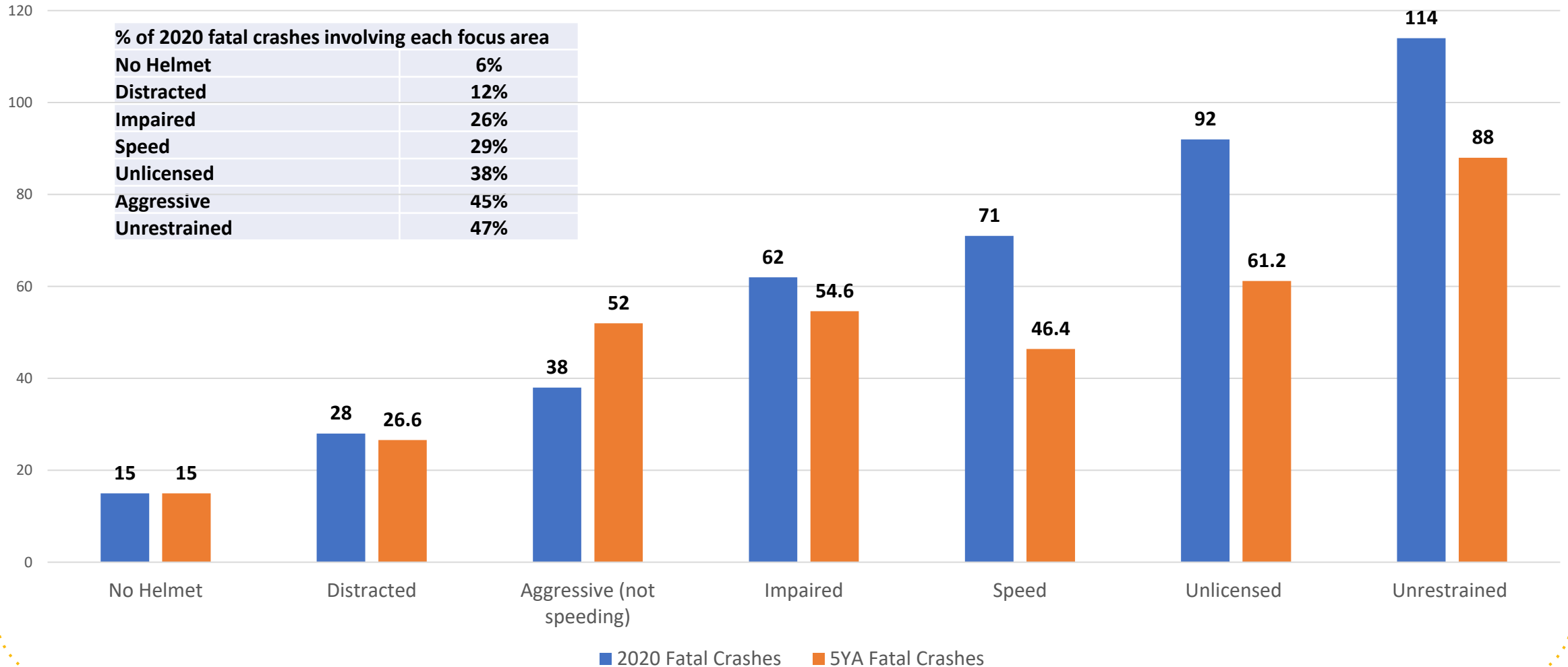


	2019	2020	Percent Change
<b>Drivers</b>	160	184	↑ 15.00%
<b>Passengers</b>	45	36	↓ -20.00%
<b>Motorcyclists</b>	40	33	↓ -17.50%
<b>Bicyclists</b>	4	3	↓ -25.00%
<b>Pedestrians</b>	28	33	↑ 17.86%
<b>Speed Related</b>	39	71	↑ 82.05%
<b>No Restraint</b>	79	114	↑ 44.30%
<b>No Helmet</b>	13	15	↑ 15.38%

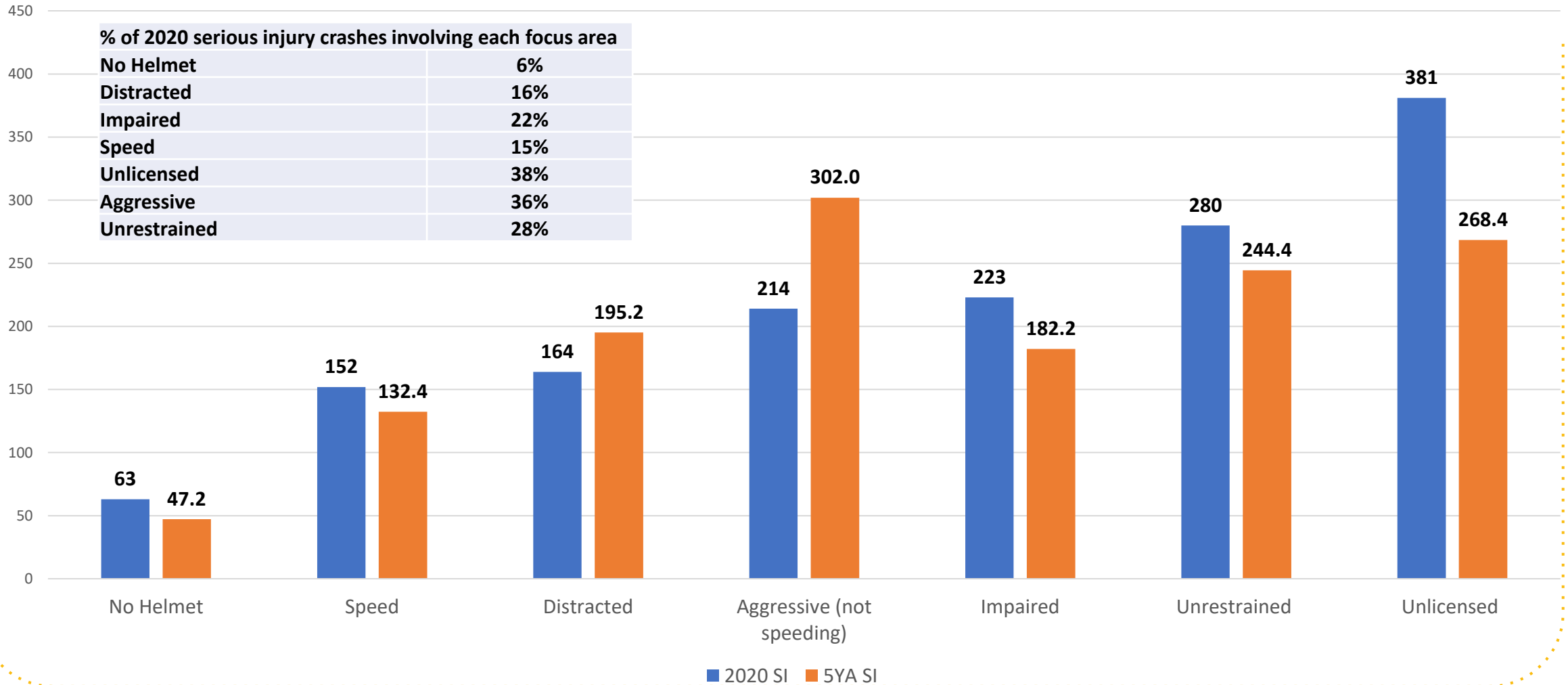


# 2020 Crashes by Focus Area

# 2020 Fatal Crashes and 2015-2019 Five-Year Average by Focus Area (Behavior)



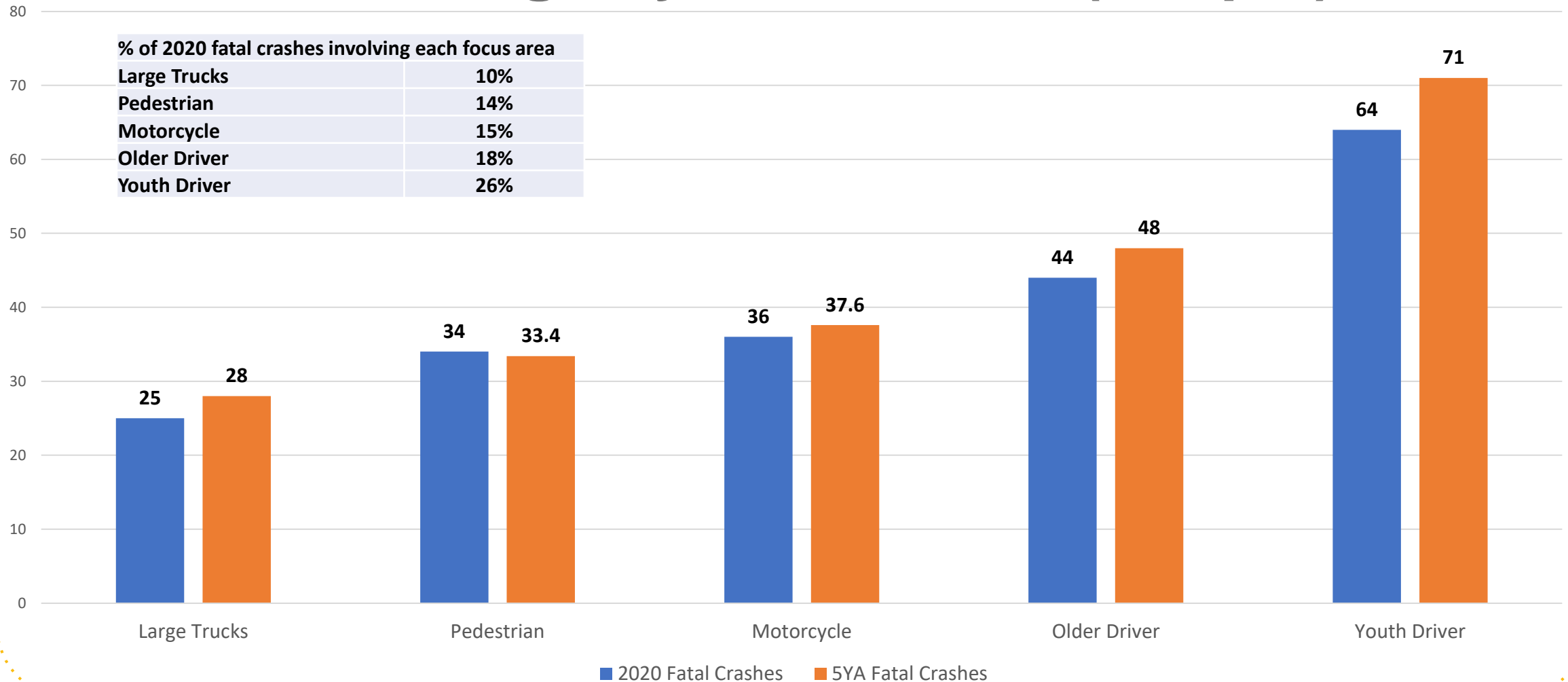
# 2020 Serious Injury Crashes and 2015-2019 Five-Year Average by Focus Area (Behavior)



**% of 2020 serious injury crashes involving each focus area**

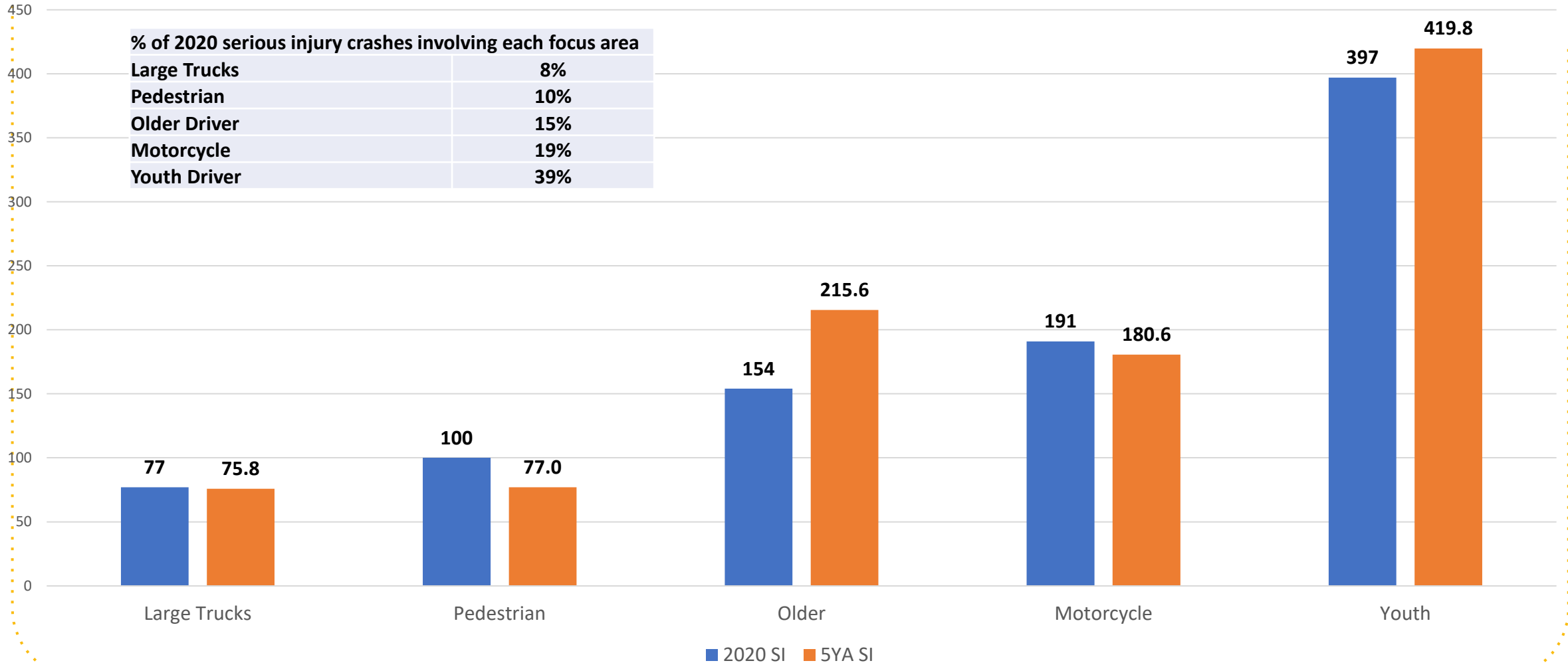
No Helmet	6%
Distracted	16%
Impaired	22%
Speed	15%
Unlicensed	38%
Aggressive	36%
Unrestrained	28%

# 2020 Fatal Crashes and 2015-2019 Five-Year Average by Focus Area (People)



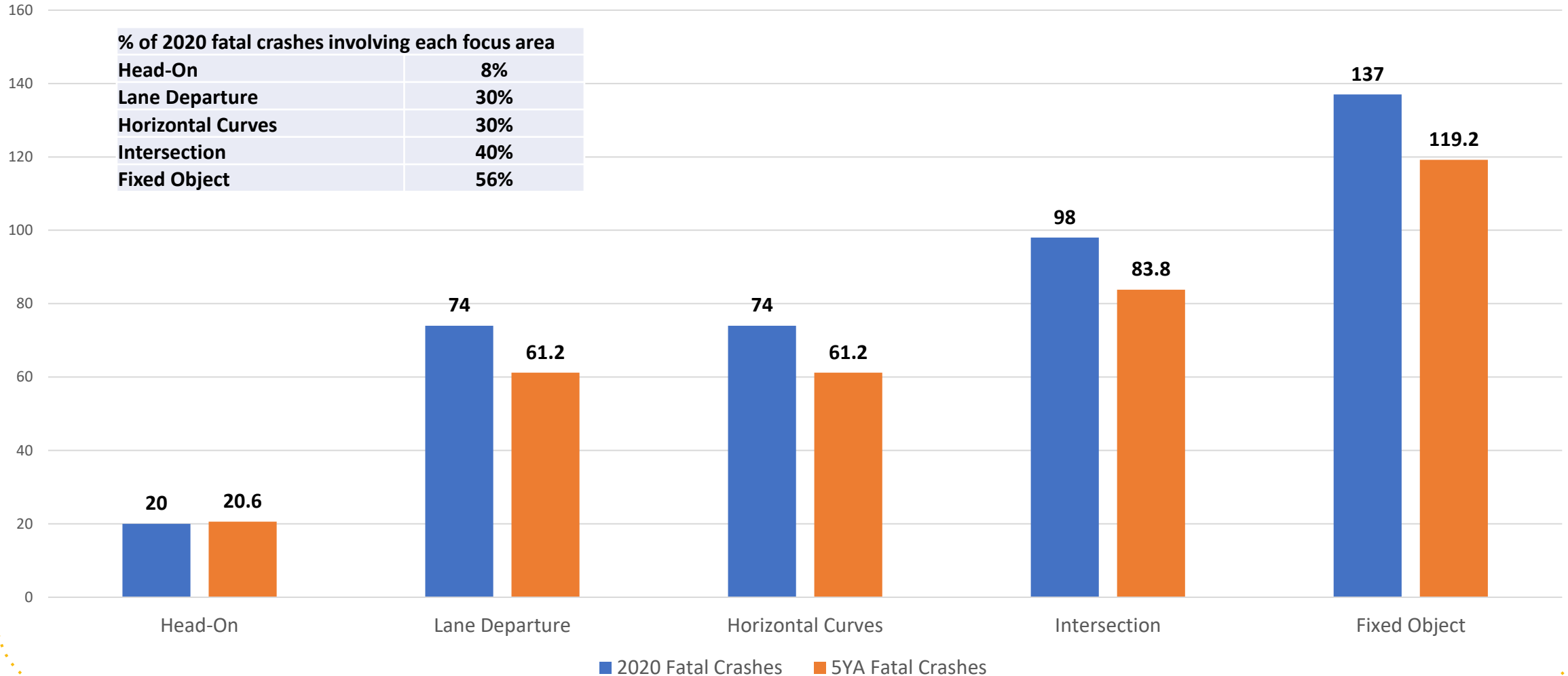
% of 2020 fatal crashes involving each focus area	
Large Trucks	10%
Pedestrian	14%
Motorcycle	15%
Older Driver	18%
Youth Driver	26%

# 2020 Serious Injury Crashes and 2015-2019 Five-Year Average by Focus Area (People)

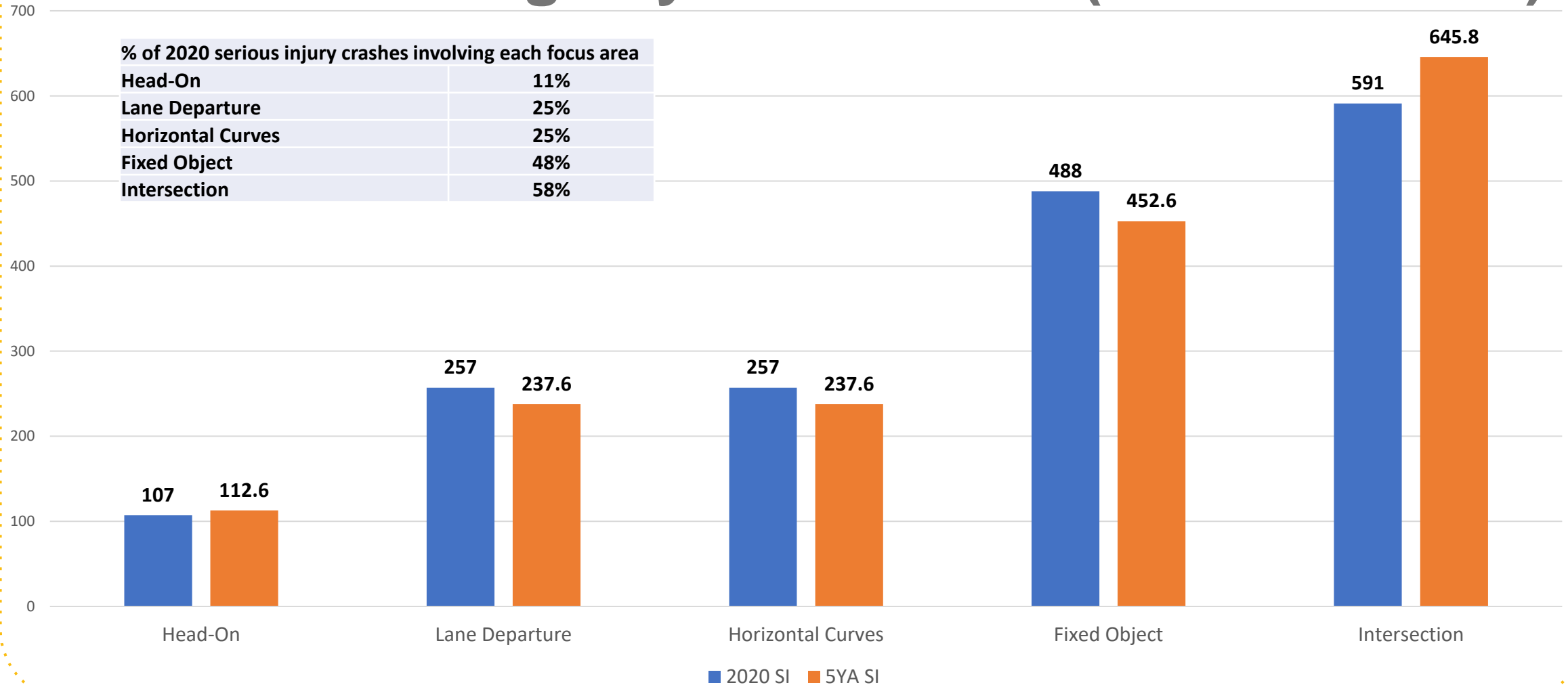


% of 2020 serious injury crashes involving each focus area	
Large Trucks	8%
Pedestrian	10%
Older Driver	15%
Motorcycle	19%
Youth Driver	39%

# 2020 Fatal Crashes and 2015-2019 Five-Year Average by Focus Area (Infrastructure)




# 2020 Serious Injury Crashes and 2015-2019 Five-Year Average by Focus Area (Infrastructure)



**% of 2020 serious injury crashes involving each focus area**

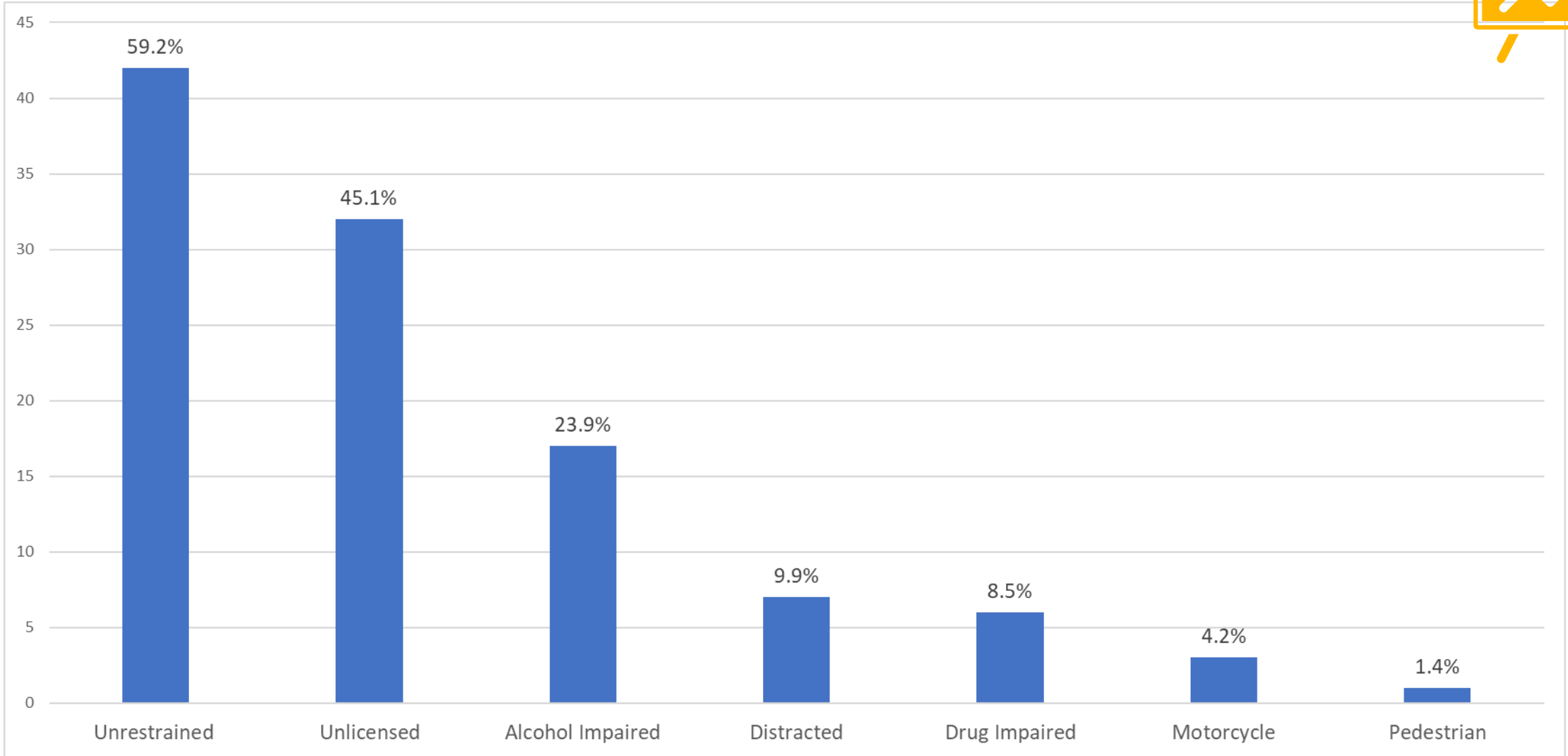
Head-On	11%
Lane Departure	25%
Horizontal Curves	25%
Fixed Object	48%
Intersection	58%



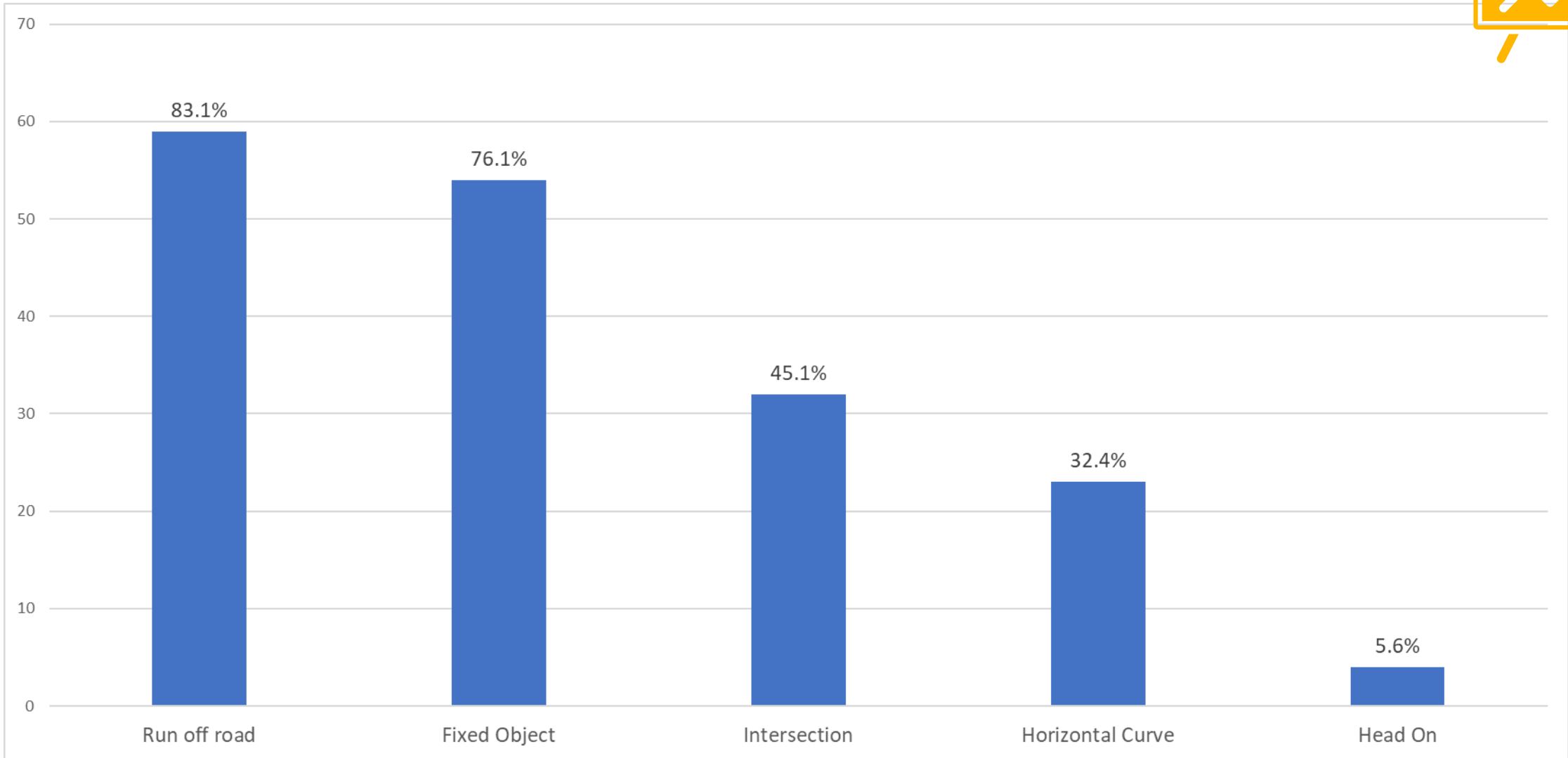


# Speeding Fatalities

# 2020 Speed Related Fatalities



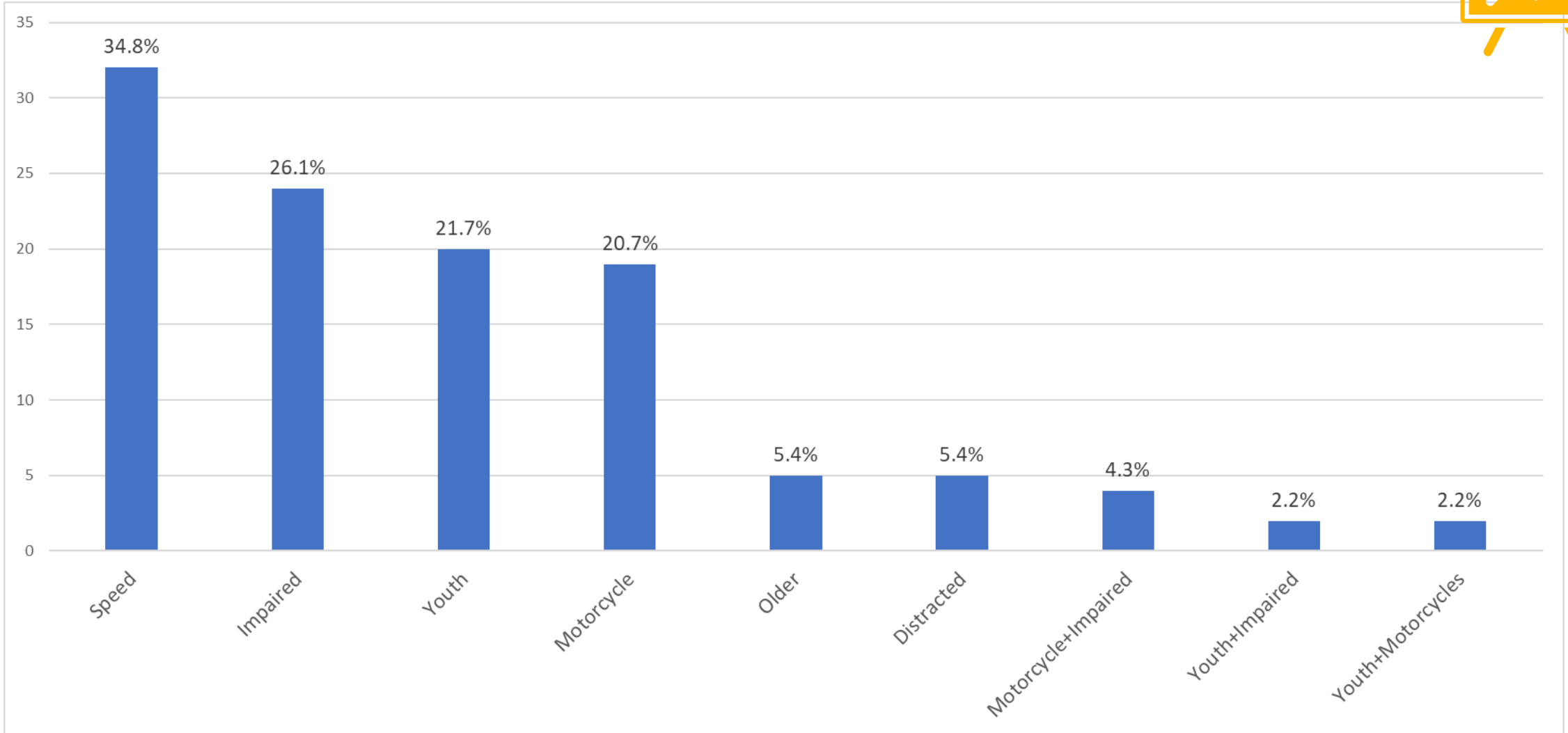
# 2020 Speed Related Fatalities



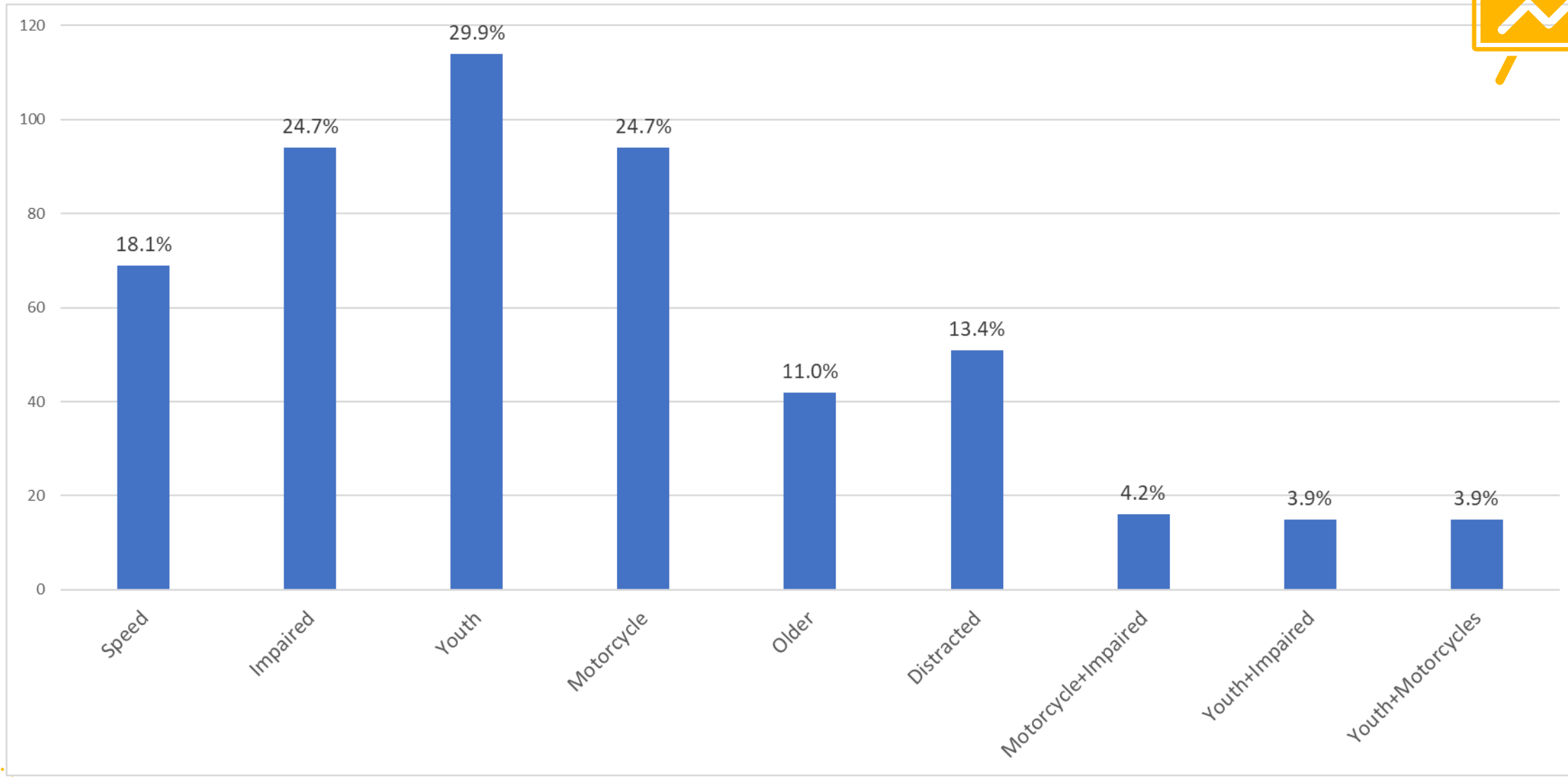


**Unlicensed**

# 2020 Unlicensed Related Fatalities



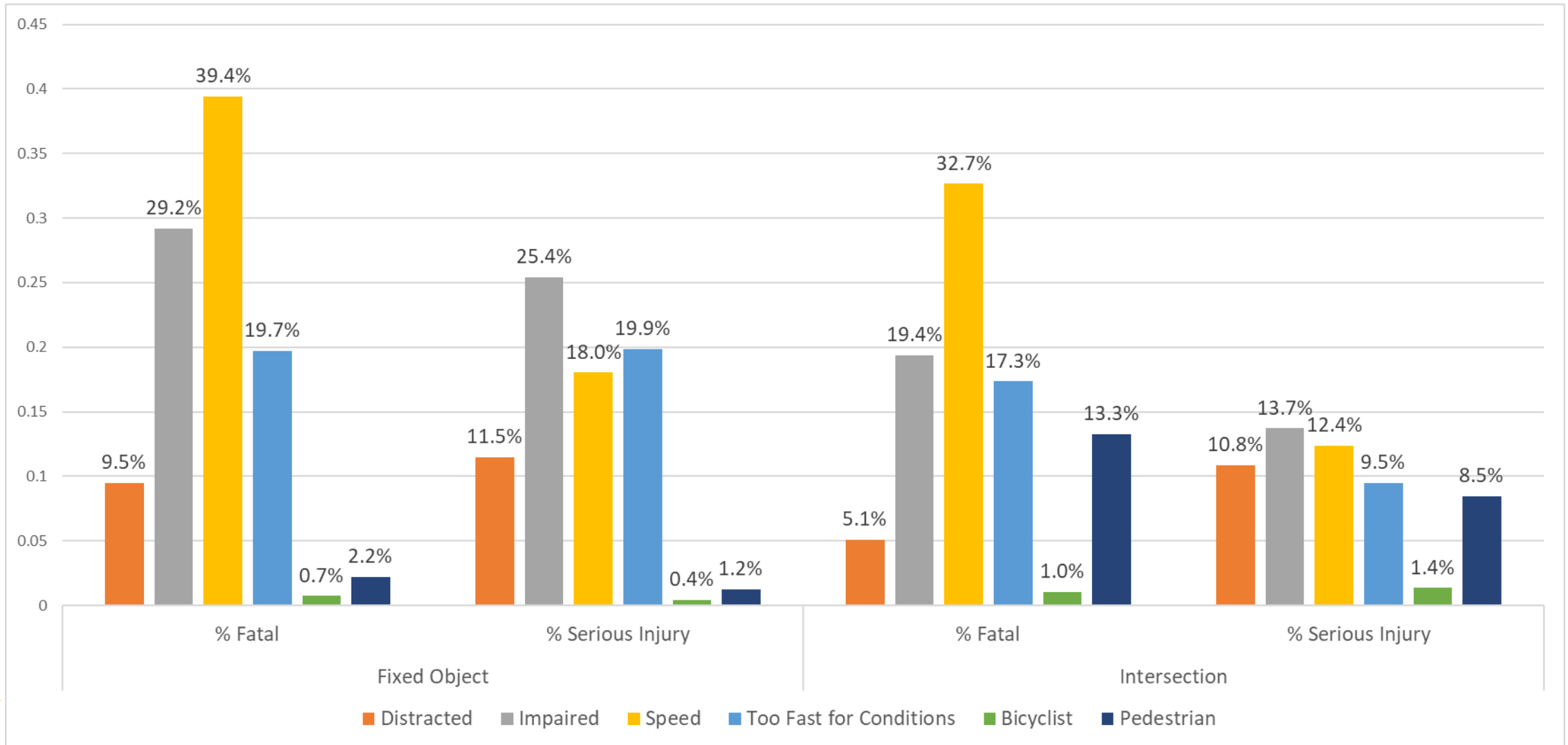
# 2020 Unlicensed Related Serious Injuries





# Fixed Object vs. Intersection

# Comparing 2020 Fixed Object and Intersection Crashes with Other Focus Areas







# **Regional Safety Plan Emphasis Areas**



**2022-2027  
Focus  
Areas**

- 
- Pedestrians
  - Distracted Driving
  - Impaired Driving
  - Speed/Aggressive Driving
  - Seat Belt Use
  - Intersections

**2022**

**Safety Performance  
Measure Targets**

**Destination Safe  
January 26, 2022**



# Federal Highway Administration (FHWA)



- Highway Safety Improvement Plan
  - Safety Performance Measures
    1. 5-year average fatalities
    2. 5-year average fatality rate
    3. 5-year average serious injuries
    4. 5-year average serious injury rate
    5. 5-year average non-motorized fatalities and serious injuries



# Safety Performance Measures

## “Top 5 Things to Know”



1. All MPOs must set a target for each of the 5 PMs
2. MPOs may set own or adopt State targets
3. MPOs must establish target by February 27
4. MPO targets are reported to State DOT(s)
5. MPO targets are not annually assessed for significant progress

From FHWA MPO Safety Performance Measures Fact Sheet




# State Targets

# State Targets – Kansas DOT



Performance Measure	5-Year Rolling Average - Baseline (2016-2020)	5-year Rolling Average Statewide Target for 2022
Number of Fatalities	444	407
Fatality Rate per 100 Million VMT*	1.380	1.280
Number of Serious Injuries	1,265	1,164
Serious Injury Rate per 100 Million VMT*	3.890	3.576
Number of Non-Motorized Fatalities and Serious Injuries^	171	157

\*VMT Rate Preliminary until USDOT certification



# State Targets – Missouri DOT

Performance Measure	5-Year Rolling Average - Baseline (2016-2020)	5-year Rolling Average Statewide Target for 2022
Number of Fatalities*	933.4	920.6
Fatality Rate per 100 Million VMT*	1.238	1.205
Number of Serious Injuries*	4,722.4	4,564.1
Serious Injury Rate per 100 Million VMT^	6.260	5.972
Number of Non-Motorized Fatalities and Serious Injuries^	484.0	484





**Together Toward Zero**  
**2018-2022**  
**Kansas City Regional**  
**Transportation Blueprint**

# Regional Blueprint Targets

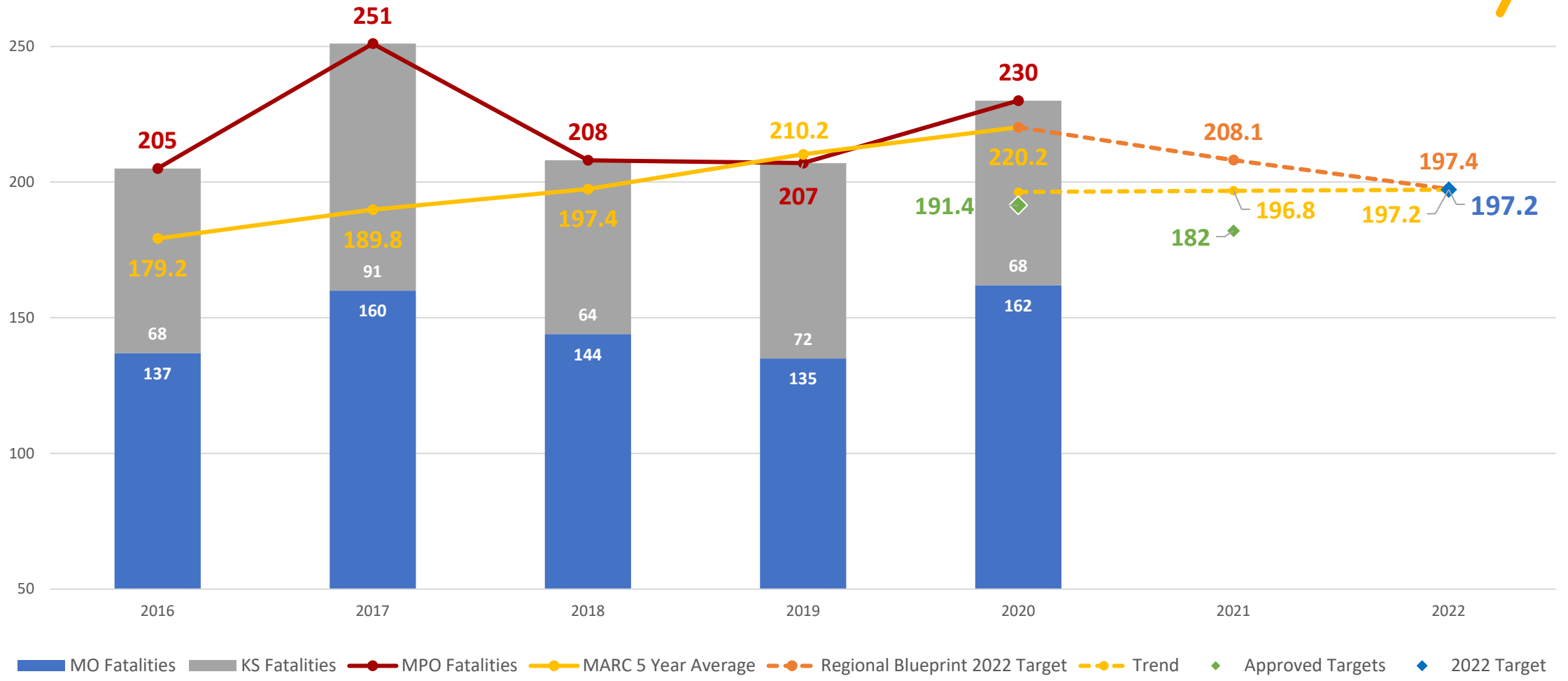
Targets based on a five-year rolling average

Performance Measure	2021 Target	2022 Target
1. Number of fatalities	182	197.4
2. Fatality rate per 100M VMT	0.890	0.802
3. Number of serious injuries	979.0	891.9
4. Serious Injury rate per 100M VMT	4.350	3.630
5. Number of non-motorized fatalities and serious injuries	110.0	83.1

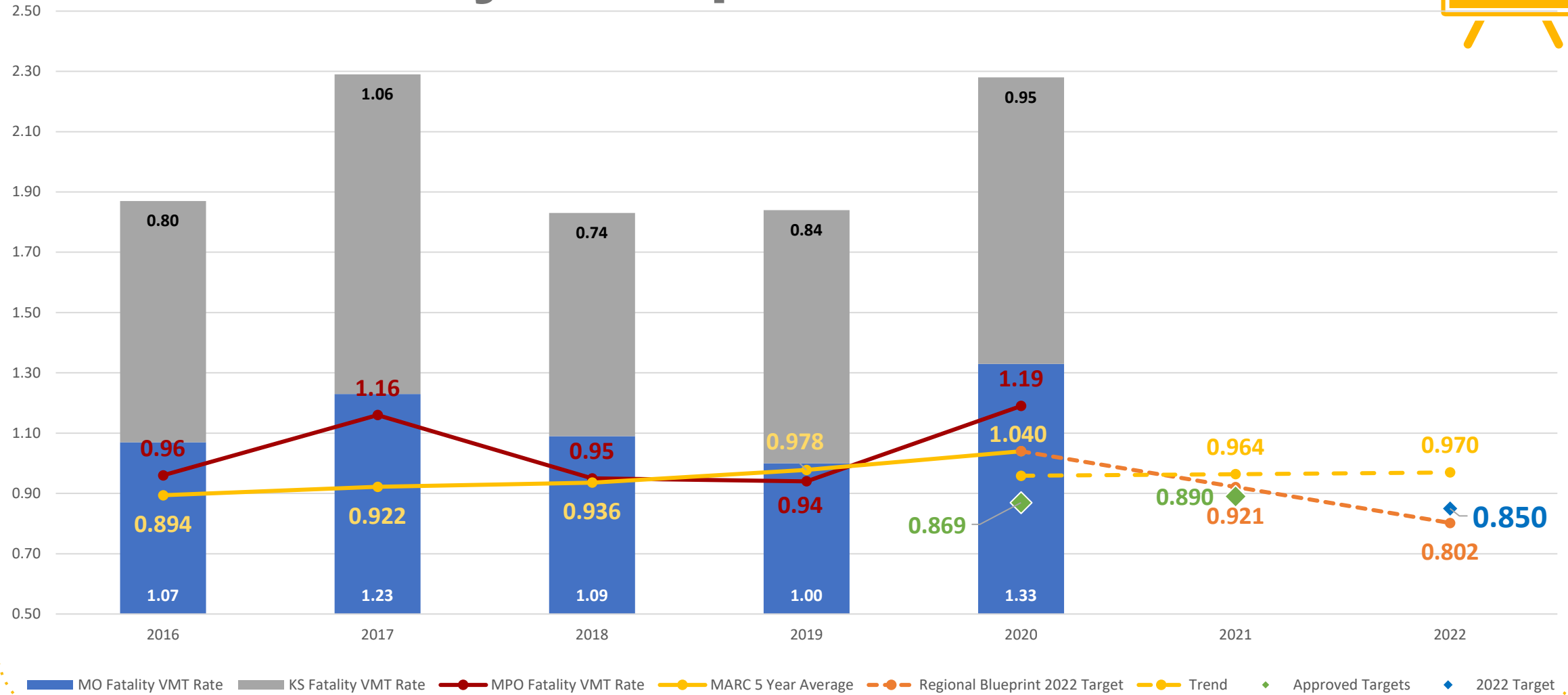


# Graph Scenarios

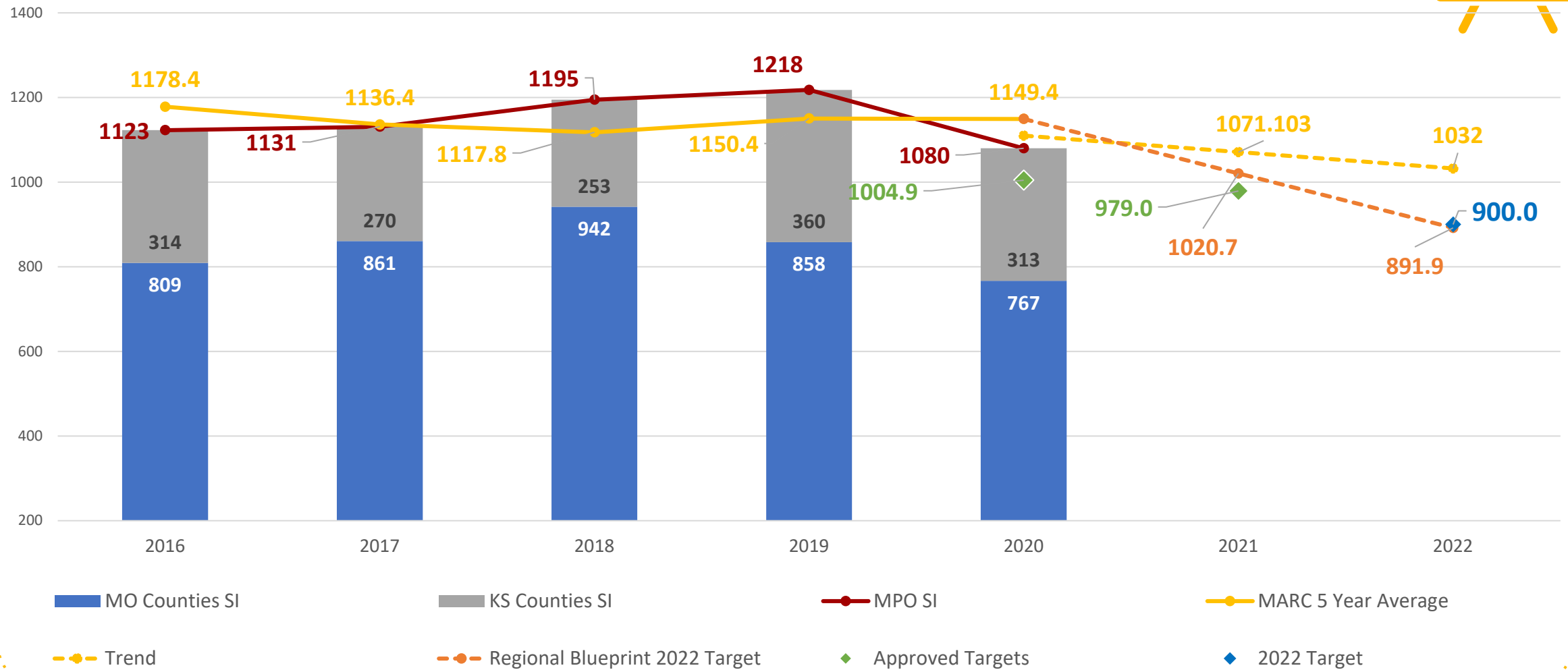
# Crash Fatalities



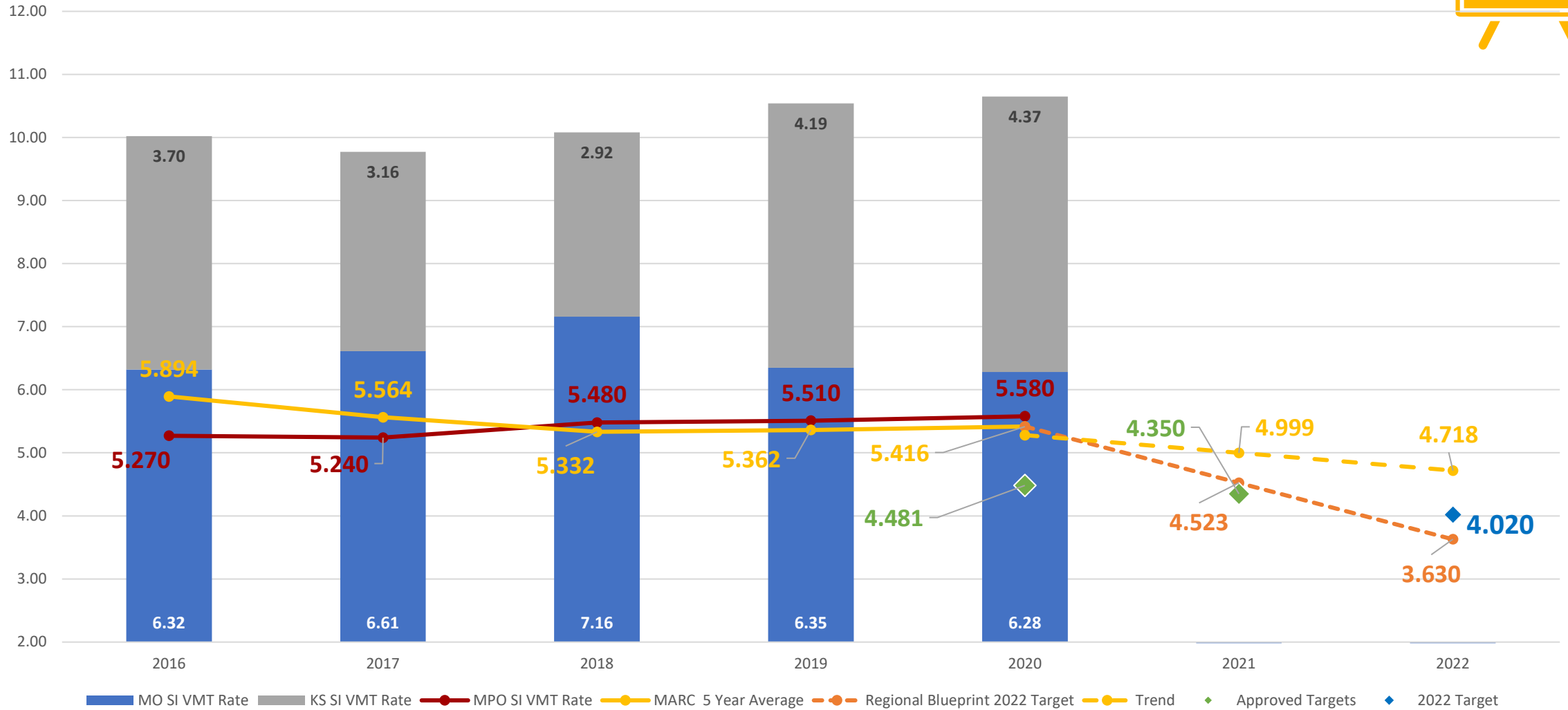
# Crash Fatality Rate per 100M VMT



# Crash Serious Injuries

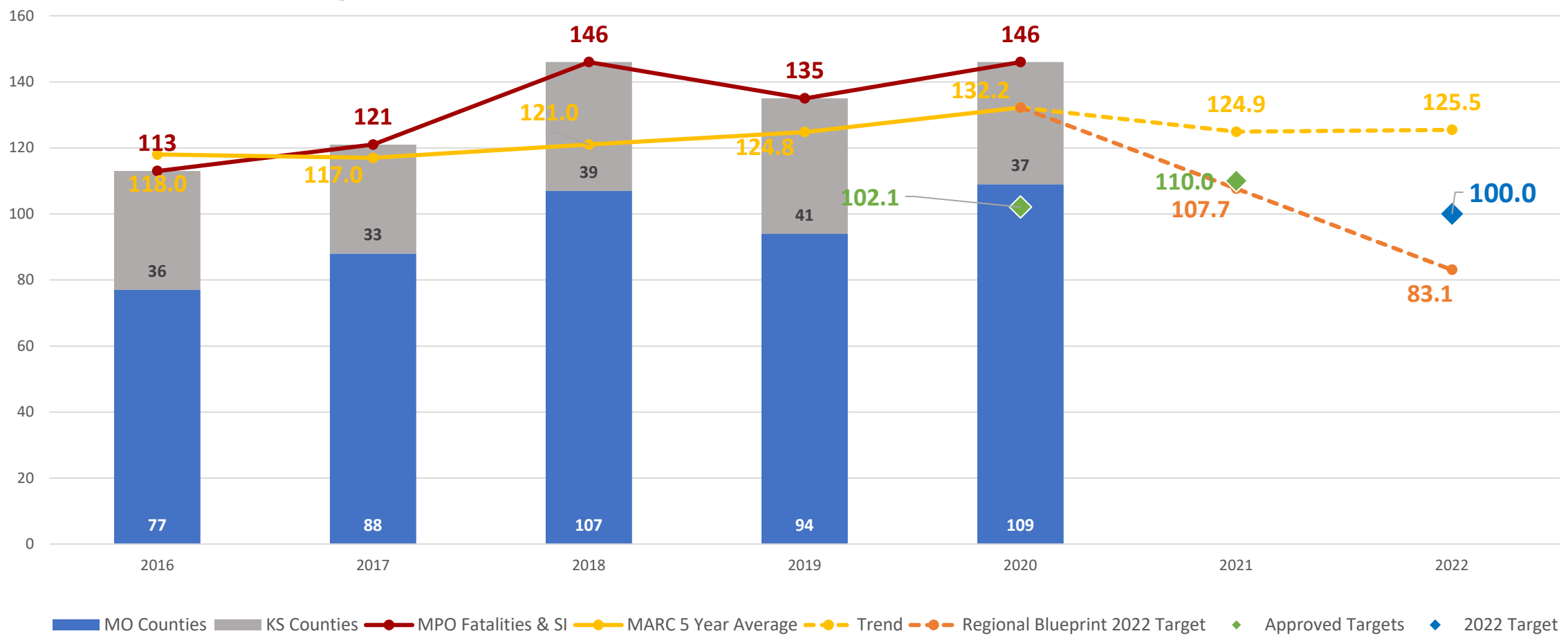


# Crash Serious Injury Rate per 100M VMT





# Non-Motorized Crash Fatalities and Serious Injuries







# MPO Targets

# MPO Targets

Performance Measure	2020 Target	2021 Target	5 Year Ave. (2015-2019)	2022 Blueprint Target	2022 Target
Number of Fatalities	203.6	191.4	210.2	197.4	<b>197.2</b>
Fatality Rate per 100 Million VMT*	0.948	0.869	0.978	0.802	<b>0.850</b>
Number of Serious Injuries	1022.3	1004.9	1150.4	891.9	<b>900</b>
Serious Injury Rate per 100 Million VMT	4.782	4.481	5.362	3.630	<b>4.020</b>
Number of Non-Motorized Fatalities and Serious Injuries	106.0	102.1	124.8	83.1	<b>100</b>

All Performance Measures based on 5 year rolling average