



Mid-America Head Start Advisory Committee Meeting
Tuesday, March 20th, 2023
Agenda

1. Meeting Called to Order / Establish Quorum Susan Knittle
 - Quorum established at 11:58am
 - Advisory Members present: Susan Knittle, Molly Merrigan, Kathy Fuger, and Heather Nelson
 - MARC Employees Present: Jovanna Rohs, Brady Konomos, Sandra Reece, Tamara Graves, Betty Choi, Carol Bolz, and Ginny Williams
2. Welcome and Introductions Susan Knittle
3. Action Items to be approved and submitted to the Governing Body:
 - Approval of Monthly Items:
 - Approval of November 2022 Meeting Minutes Susan Knittle
 - Motioned by: Kathy Fuger
 - Seconded by: Molly Merrigan
 - All ayes, no nays → motion passes
 - 2023 Selection Criteria Betty Choi
 - Motioned by: Molly Merrigan
 - Seconded by: Kathy Fuger
 - All ayes, no nays → motion passes
 - Education Policy 4000 Curriculum Carol Bolz
 - Kathy Fuger asked- What is the reasoning for using Partner for a Healthy Baby? Carol responded that this would stand in the place of Parents as Teachers. It fills the gap that curriculum had in that it focuses on younger aged children and is strong on services to pregnant moms.
 - Motioned by: Molly Merrigan
 - Seconded by: Kathy Fuger
 - All ayes, no nays → motion passes
 - Education Policy 4030 Coaching Carol Bolz
 - Motioned by: Heather Nelson
 - Seconded by: Molly Merrigan
 - All ayes, no nays → motion passes
 - Mental Health Policy 2600 Devereaux Early Childhood Assessments Tamara Graves
 - Motioned by: Kathy Fuger
 - Seconded by: Molly Merrigan
 - All ayes, no nays → motion passes
 - OHS Approval COLA, QI Jovanna Rohs
 - Motioned by: Molly Merrigan
 - Seconded: Heather Nelson
 - All ayes, no nays → motion passes
 - State EHS Grant and Budget Approval Jovanna Rohs

- o Motioned by: Heather Nelson
- o Seconded: Kathy Fuger
- o All ayes, no nays → motion passes

4. Information/ Training

- ERSEA

Betty Choi

- o Enrollment, Attendance, and Disability Trends

- Enrollment in November was at 82.51% and is at 81.06% as of February of 2023
- Attendance in November was at 79.32% and is at 82.27% as of February of 2023.
- Disability trends were last at 6.9% in November of 2022 and are currently at 8.0% as of February of 2023.

- Education

Carol Bolz

- o Child Outcomes / CLASS

- Program Year 4 child outcomes data show children's improvement from Fall 2021 to Spring 2022. On average children improved per category from fall to spring by 22.01%
- Classrooms made exceptional improvements towards kindergarten readiness. On average the amount of children kindergarten ready per category rose by 56.22%
- CLASS Dimensions are scored on a scale of 1 to 7. Average emotional support score was 5.99. Average classroom organization was 5.92. Average instructional support was 3.12.

- Health and Nutrition

Sandra Reece

- o Health Outcomes

- 99% of children enrolled in Head Start have had their immunizations. 83% of children enrolled in Early Head Start have been immunized. On average 77.5% of children enrolled have received oral health care.

- Mental Health

Tamara Graves

- o MH Outcomes

- 76 Head Start children and 18 Early Head Start children were referred to external mental health services partnered with Head Start.
- There have been an increased number of providers, Conscious Discipline coaching, and staff trained on Trauma Smart.

- Fiscal

Ginny Williams

- o Budget Reports MARC Head Start Dashboard

- The accounts lag a month behind. With this note, MARC Head Start is on schedule to spend funding adequately.

- o CACFP Report

- o Credit Card Expenditures

- Head Start Directors Report

Jovanna Rohs

- o Kasey Lawson and Lynette Fowler are in Jefferson City today with Head Start parents for Family Advocacy Day. We are eager to hear how it went.
- o Kasey and Jovanna have been going to programs and hearing the same trends of staffing/workforce issues along with behavioral issues amongst the kids. MARC Head Start is putting thoughts towards both.

5. New Business

Susan Knittle

- No new business

6. Adjournment

Susan Knittle

- Adjournment at 1:04pm

Metropolitan Council
EARLY LEARNING



MARC Head Start Advisory Committee Meeting
Tuesday, November 15, 2022
Meeting Minutes

1. Meeting Called to Order / Establish Quorum Susan Knittle
 - a. Meeting called to order at 11:51am
 - b. Advisory Members present: Susan Knittle, Molly Merrigan, Kathy Fuger, Alex Ellison, Marlissa Willis, and Kalina Smalls
 - c. MARC Employees Present: Steven Lewis, Jovanna Rohs, Betty Choi, Brady Smith, Millie Robinson, Ginny Williams, and McKenzie Neds
2. Welcome and Introductions Millie Robinson
3. Information/ Training
 - Confidentiality Statement and Conflict of Interest Millie Robinson
 - Enrollment, Attendance, and Disability Betty Choi
 - Eligibility Training Betty Choi
 - Budget Reports MARC Head Start Dashboard Ginny Williams
 - Credit Card Expenditures Ginny Williams
 - Head Start Directors Report Steven Lewis
 - NOA Combination

Information will be shared during the discussion of each Action Item to ensure understanding prior to Advisory Committee approval of any item

- 1) Action Items to be approved and submitted to the Governing Body:
 - a) Approval of Monthly Items:
 - i) Approval of June 2022 Meeting Minutes Susan Knittle
- 2) New Business Susan Knittle
 - a) Susan Knittle: New Mexico passed early learning mandate released yesterday
 - b) New Mexico also increased their subsidy rate by at least 50% more than the Midwest. They are definitely a leader in the early learning space.
- 3) Early Learning Update Jovanna Rohs
 - a) Legislative session is coming up and we will discuss the subsidy reimbursement (rate of actual cost to care and then move to a contract cost model rather than attendance). It's hard to break the cycle of under enrollment, we need to create a solid funding stream for providers to hire staff.

- b) Extending range of families that qualify for subsidy (based on poverty 138% is where it currently is)
 - c) Because the reimbursement rate is so low, providers are not offering subsidy because it is a pain point
 - d) UMKC is identifying workforce needs (alternative pathways into the classroom) and framing out what the community actually needs and how to provide those connections. Eligibility staff have an opportunity to create a warm hand off for services if the families don't qualify for the HS program.
 - e) Keep listening for EL and childcare things as we move forward into the climate
 - f) Kids Win MO is building a champions for children change where civic leaders and chambers of commerce are engaging in conversations about importance. Where would the funding come from? KEHOC and parsons hoping to work forward.
- 4) Adjournment Susan Knittle
- a) 12:27pm

Next Policy Council Meeting: January 9th, 2023
Next Advisory Committee Meeting: March 21st, 2023

MARC Head Start – Selection Criteria

2023-2024

Child Name: _____ Program Option: _____ Date: _____

Site: _____ Worksheet (Form 5050) Total Points: _____ ChildPlus Total Points: _____

MARC Head Start –Selection Criteria Worksheet (Form 5050)

Requirements		
Federal and State	Income: Age: <i>Early Head Start</i> <i>Head Start</i> Disability: Service Area: Non-Restrictive Requirements: Immunizations: Physical Exam Physical & Dental Exams	Based on Federal poverty guidelines and HSPPS requirements Age 0 – 3 years, pregnant woman Age 3 by Public School Cutoff date or prior to Enrollment Diagnosed/verified Jackson, Clay and Platte County Zip Codes According to State of Missouri guidelines; immunizations at or before time of enrollment <i>Satisfactory written evidence that the child has begun the process of, or is exempt from immunizations.</i> Physical Exam within 30 days following entry into program (State licensed facilities); Physical and Dental Exams within 90 days following entry into program (Federal guidelines)
Age & Income	Age Eligibility:	Child is Age Eligible for Early Head Start [Points determined by ChildPlus] <input type="checkbox"/> Child is Age Eligible for Head Start [Points determined by ChildPlus] <input type="checkbox"/>
	Income Eligibility: <i>(circle only one)</i> *Documentation must be present within the file	Child/Family is Income Eligible* [Points determined by ChildPlus] <input type="checkbox"/> Child/Family is Over-Income* [Points determined by ChildPlus] <input type="checkbox"/> TANF/SNAP [Income Status in ChildPlus as Public Assistance] * 150 SSI [Income Status in ChildPlus as Public Assistance] * 150 Homelessness [Income Status in ChildPlus as Homeless] * 200 Foster Child [Income Status in ChildPlus as Foster Child]* 200
Conditions	Special Needs Eligibility Criteria: <i>(circle all that apply)</i> *Documentation must be present within the file	Child with Diagnosed Special Needs [Current IEP or IFSP; Mental Health Diagnosis] * 150 Medically Fragile* 100 Developmental Screening Results* 40 Suspected Needs/Parent Concerns 40
	Parent Eligibility: <i>(circle only one)</i>	EHS ONLY: Pregnant Woman Applying for Unborn Child 40 Non-parental [Guardian/Grandparent/Relative/Kinship Care/Traditional Foster Care] 40 One Parent 30 Two Parent 20
	High Social Service Need Eligibility: <i>(circle all that apply)</i>	Domestic Violence 30 Diagnosis of Disability/Mental Health/Substance Abuse of Parent/Guardian/Sibling 30 Immigrant/Refugee to the United States 30 Family in Transition 30 Family in Crisis 30 Incarcerated Parent(s)/Probation & Parole 30
	Circumstances Affecting Families Eligibility: <i>(circle all that apply)</i>	Referral by Health/Medical, Educational, Social Service, or other Resource Agency 20 Non-completion of Secondary Education, GED or HiSET 20 Primary Language in Home Other than English 20 Currently in Active Duty Military 20
	Employment/Training Eligibility: <i>(circle all that apply)</i>	All Parents are Currently Working Full-Time/Part-Time 20 All Parents are Currently Enrolled in Post-Secondary School/Training 20
	Continuity of Care Eligibility: <i>(circle all that apply)</i>	Child Transitioning from EHS to HS 150 Sibling Group 50

Selection Criteria Clarifications and Definition:

Age Eligibility:

***Age Eligible for Early Head Start:** Applicant is a child between the ages of birth to 3 years old or a pregnant teen/woman

***Age Eligible for Head Start:** Applicant is a child between the ages of 3 to 5 years old by the Public-School Cutoff date or prior to enrollment

Income Eligibility: *[Documentation must be present within the file for all the following criterion]

***Income Eligible:** Applicant's family gross annual income is at or below 100% of the federal poverty guidelines.

***Over Income:** Family's total gross annual income is greater than 100% of the federal poverty guidelines. Refer to ERSEA Policy, Procedure and Form 5030 for further guidelines.

***TANF/SNAP/SSI:** Child's family is eligible or, in the absence of childcare, would potentially be eligible for TANF, SNAP or Supplemental Security Income (SSI).

***Homelessness:** Family is currently homeless according to the McKinney-Vento definition of homelessness.

***Foster Child:** Child enrolling is a foster child. Foster care is a 24-hour substitute care for children placed away from their parents or guardians and for whom the state agency has placement and care responsibility. This includes but is not limited to placements in foster family homes, foster homes of relatives, group homes, emergency shelters, and state assigned pre-adoptive homes.

Special Needs Eligibility Criteria: *[Documentation must be present within the file for all criterion except for Suspected Needs/Parent Concern]

***Child with Diagnosed Special Needs:** Diagnosed disability - child has an IFSP through First Steps or IEP through the school district; Child with a mental health diagnosis through a qualified mental health professional.

***Medically Fragile:** Child has a diagnosed health condition that requires a provider specially trained to meet his/her needs; a diagnosed health condition that severely impairs his/her ability to participate in routine activities throughout the day; a child that requires appliance/equipment for breathing, eating or drainage; or a child that is dependent on mechanical support (wheelchair, walker, etc.) for mobility. **This does not include: Diabetes, Asthma, or Food Allergies. When in doubt, consult with your Health and Disabilities Coordinator.**

***Developmental Screening Results:** One area of delay as defined by a standardized screening tool.

Suspected Needs/Parent Concern: Developmental, social/emotional, mental health, or behavioral needs suspected/parent or agency has concerns

Parent Eligibility Criteria:

***EHS ONLY Pregnant Woman:** Applicant is pregnant.

***Non-Parental:** Child is under the informal and/or legal care of a Guardian, Grandparent, Relative, is in Kinship Care or Foster Care.

***One Parent:** Parent/Guardian of child applying does not share the parenting responsibilities with another person at home who meets the HSPPS definition for "Family".

***Two Parent:** Parents/Guardians of child applying who share the parenting responsibilities with each other at home and meet the HSPPS definition for "Family".

High Social Service Need Eligibility Criteria:

***Domestic Violence:** Parent/guardian reports there has been a domestic violence history within the home of the applying child.

***Diagnosis of Disability/Mental Health/Substance Abuse of Family Member:** Family member [excluding applicant] is diagnosed with a disability, serious illness, mental health diagnosis, or family reports there is a substance abuse history within the home of the applying child.

***Immigrant/Refugee to the United States:** Family of applicant has relocated to the United States.

***Family in Transition:** Parent/guardian reports a change in life that requires some sort of adjustment in the family's life. (e.g. change in custody or placement of enrolling applicant, getting married; changing jobs/loss of employment; divorce, a teen parent under the age of 20, separation from parents; applicant has recently moved or relocated, etc.)

***Family in Crisis:** Parent/guardian reports a sudden disruptive event that has caused a major change within the family (e.g. sudden loss by death/terminal illness of an immediate family member; victim/witness of a violent crime; victim/witness of emotional, physical, or sexual trauma, recent diagnosis of a health issue, utility shut off notice, eviction notice, etc.)

***Incarcerated Parent(s)/Probation & Parole:** Parent/guardian is currently residing within a local/state or federal jail/prison, is currently on parole or probation or has a history of incarceration.

Circumstances Affecting Families Eligibility:

***Referral from Another Resource Agency:** Applicant was referred by an outside professional agency or health provider in support of a concern or circumstance listed on the MAHS selection criteria. (e.g. Parents As Teachers, Drug/Alcohol treatment center, WIC, DSS-Children's Division, and KCPD Victim's Advocate Unit, LEA, Health Facility, etc.)

***Non-completion of Secondary Education, GED, or HiSET:** Adult parent/guardian has not earned a High School diploma; GED; HiSet.

***Primary Language in Home Other than English:** The primary language used in the home is not English.

***Currently in Active Duty Military:** Parent(s) are currently not living within the home due to serving in an active duty regiment of the USA armed forces.

Employment/Training Eligibility Criteria:

***Currently Working Full-Time/Part-Time:** All parent(s)/guardians are currently working at time of application and require care for the child to maintain their employment status.

***Currently Enrolled in Post-Secondary School/Training:** All parent(s)/guardians are currently in school or receiving training at time of application and require care for the child to maintain their enrollment in school/training status.

Continuity of Care Eligibility Criteria:

***Child Transitioning from EHS to HS:** Child is transitioning from EHS to HS.

***Sibling Group:** Applicant is a sibling or part of a sibling group that is enrolled or eligible for enrollment.

Department: Education	Approval Date: 3/14/2022	Policy Number: 4000
Performance Standards 1302.32(a-b) 1302.35 (d)	Regulation Topic: Education and Child Development	Policy Title: Curriculum

Policy:

Direct center-based service providers will identify and implement with fidelity one of the following curriculum models:

- Project Construct®
- Creative Curriculum®
- High/Scope®

Direct home-based service providers will implement Parents as Teachers® and draw resources related to children's learning experiences from:

- FSU's Partner for a Healthy Baby®
- Creative Curriculum®

As a strategy for offering integrated learning experiences, providers are encouraged to include the Project Approach in their curriculum.

Lesson planning will be the role of teaching and home-based staff. Plans unique to the children and families in the classroom or home will be developed. Administrators and education coordinator/coaches will support educators in developing plans specific to the classrooms or homes served.

The following approaches do not allow for individualization and will be avoided:

- Distribution of lesson plans that have been developed for use in multiple classrooms or homes.
- Provision of a schedule of topics for study to be followed by multiple classrooms or homes.
- Implementation of suggested lesson plans developed by curriculum or assessment agencies unless they are adapted to meet the interests and developmental needs of children in specific classrooms or homes.

Adherence to the above regulations and this policy is subject to random monitoring by MARC Head Start staff.

Effective Date: July 1, 2023



Department: Education	Approval Date: 5/9/2017	Policy Number: 4030
Regulation Number: 1302.91(f) 1302.92(c)	Regulation Topic: Education and Child Development	Policy Title: Coaching Strategy

Policy:

Each MARC Head Start direct service provider will implement a coaching strategy following the Strengths-Based Coaching® model developed by the Francis Institute. MARC Head Start *Coaching Commitment* (Form 4030a) will be used to outline the expected work of the coach/coachee. MARC Head Start *Goals and Strategies* (Form 4030b) and *Coaching Log* (Form 4030c) will be used to document the work.

Coaching will be provided to teaching and home visiting staff by the person who also supports the education content area overall (referred to in this policy as Education Coordinator/Coach). A minimum of a baccalaureate degree in early childhood education, or a baccalaureate degree in a related field with 30 hours of early childhood education coursework is required for the position. Education Coordinators/Coaches will not serve as teaching or home visiting staff. Education Coordinators/Coaches will not serve as supervisors of teaching or home visiting staff.

The following ratios of Education Coordinators/Coaches to teaching and home visiting staff will be met. Education Coordinators/Coaches will support:

- As many as 10 teaching teams, if all classrooms are located at one site.
- From 6-8 teaching teams, if classrooms are located at multiple sites.
- As many as 10 home visitors.
- From 6-8 teaching teams and home-based educators in combination.
- From 1-2 teaching teams or home-based educators if the Coach is designated as the Education Manager for a Tier 3 direct service provider.

These ratios will still be met when the coach supports a combination of Head Start/Early Head Start and non-Head Start/Early Head Start educators. If a direct service provider experiences challenges with meeting these ratios, the direct service provider will discuss their circumstances with MARC Head Start education manager.

Education Coordinators/Coaches will have access to classrooms or home visits whenever Early Head Start or Head Start services are being provided.

Education Coordinators/Coaches will provide intensive, individualized coaching following the stages of the Strengths-Based Coaching model to at least two teachers, teaching teams, or home-based educators at a time. Identification of educators who would benefit most from intensive, individualized coaching will be based on the following criteria:

- Teaching or home visiting staff have participated in training and are working to implement new practices.
- Areas to strengthen have been identified through observation or document review.
- Areas to strengthen have been identified through analysis of data.
- Staff are new to their positions and need coaching for a specific practice in addition to the orientation to education, training, and general support.
- Staff wish to renew teaching or home visiting practices and enhance existing strengths.

Education Coordinators/Coaches will also facilitate group coaching (communities of practice) for cohorts of up to 5-6 teaching teams or up to 10 home-based educators, meeting with them at least monthly. The following criteria will be used to select topics for group coaching:

- Trends have been identified through classroom observation and document review.
- Trends have been identified through analysis of data.
- Trends have been identified in the Individual Professional Development Plans of teaching and home visiting staff.
- Teaching or home visiting staff have requested the topic with a desire to enhance existing strengths.

Documentation of group coaching will be uploaded into ChildPlus following *MARC Guidelines for Uploading Group Coaching into ChildPlus*. (Form 4030d).

Adherence to the above regulations and this policy is subject to random monitoring by MARC Head Start staff.

Effective Date: July 1, 2023

Department: Mental Health	Procedure Approval Date: 2/2023	Procedure Number: 2600
Regulation Number: 1302.33 1302.45 1302.46	Regulation Topic: Child Mental Health	Procedure Title: Required Devereaux Early Childhood Assessments

Procedure:

To support the implementation of the Devereaux Early Childhood Assessment (DECA) required by MARC Head Start Policy 2600, MARC Head Start will:

- Review direct service providers' policies and procedures related to DECA.
- Obtain, or support direct service providers in obtaining licenses for E-DECA, the online system for entering social and emotional screenings and assessments.
- Offer, or support direct service providers in offering training and technical assistance for E-DECA.
- Enter, or monitor the entry of DECA screenings and assessment information into ChildPlus and E-DECA.
- Support the planning process of direct service providers. Run grantee wide E-DECA reports for both pre- and post-assessment. Analyze data to inform continuous program improvement planning at the grantee level.

Effective Date: July 1, 2023

Department: Mental Health	Approval Date: 2/2023	Policy Number: 2600
Regulation Number: 1302.33 1302.45 1302.46	Regulation Topic: Child Mental Health	Policy Title: Required Devereaux Early Childhood Assessments

Policy:

All MARC Head Start direct service providers will use Devereaux Early Childhood Assessment (DECA) to obtain social and emotional information on children. DECA is a standardized screening and assessment tool used to identify the social and emotional strengths and needs of a child.

- Direct service providers will ensure that each child's parent or guardian completes a DECA within 45 calendar days of when the child first attends the program or, for the home-based program option, receives a home visit.
- Educators will complete both a pre and post DECA assessment. Pre-assessment will be completed after the teacher or home-based staff has known the child for at least four weeks. Post-assessment will be completed during the months of March or April.
- Parent- or guardian-completed DECA's will be documented in ChildPlus as the completed social and emotional screening.
- Both parent- and educator-completed DECA's will be entered in E-DECA, the online system for entering social and emotional screenings and assessments.
- Direct service providers will run E-DECA reports for both pre- and post-assessment, and analyze the data to inform continuous program improvement planning.

Adherence to the above regulations and this policy is subject to random monitoring by MARC Head Start staff.

Effective Date: July 1, 2023

Mid-America Head Start Policy Council
Request for Approval
March 13, 2023

ISSUE:

VOTE: MARC Head Start 2023 Cost of Living Adjustment (COLA) and Quality Improvement (QI) Application to the Administration for Children and Families.

BACKGROUND:

MARC received a funding opportunity announcement from the Administration for Children and Families on March 7, 2023 for a FY 2022 COLA increase of \$1,217,783 for Head Start, 323,961 for Early Head Start. This represents a 5.6% adjustment above FY2022 funding levels. The targeted use for these funds are to increase partner site staff pay and to off-set higher operating costs. COLA funds will be directly allocated to participating partnering agencies. These programs will receive an increase to their based contract in FY 23 which runs from November 1, 2022 to October 31, 2023.

Included in the same funding announcement is the availability of Quality Improvement funds in the amount of \$507,456 for Head Start and \$199,445 for Early Head Start. Grantees are strongly encouraged to use the QI funds to invest in program efforts. The Grantee's have the flexibility to use the QI funds to meet the grantees' most pressing local needs, consistent with Section 640(a)(5) of the Head Start Act. MARC proposes utilizing the Quality Improvement funds to support increasing mental health and wellness needs of children enrolled in Head Start and Early Head and targeted partner site staff pay increases.

In coordination with its delegates and partners, MARC proposes to use the remaining funds from COLA FY23 to offset higher operating costs. HS/EHS programs will identify their agency priorities where support is most needed to enhance their operational and programmatic capacity. MARC will utilize the funds to offset costs that were not included in the FY 23 budget. These include technology upgrades and replacement, office modifications and furniture. MARC proposes to use the QI funds to add additional staffing needs to meet the mental health and wellness needs.

BUDGET CONSIDERATIONS:

COLA and QI amounts are based upon the Head Start and Early Head Start core grant totals and enrollment. These funds are in addition to the current grant award and will be added to the base amount in future grant years.

REVENUES—Head Start and Early Head Start Core		
	Head Start	Early Head Start
Cost of Living Adjustment (COLA)	\$1,217,783	\$323,961
Quality Improvement (QI)	\$507,456	\$199,445
Source	Administration for Children and Families	
PROJECTED EXPENSES		
(COLA) Contractual-Delegates & Partners	\$1,000,000	\$258,908
(COLA) MARC for increased operating costs and supports	\$217,783	\$65,053
QI--Targeted mental health funds	\$405,033	\$168,851
QI—MARC for increased MH supports salary, fringe, indirect, rent	\$102,423	\$30,594

RECOMMENDATION:

Approve MARC Head Start's FY2023 Cost of Living Adjustment and Quality Improvement application in the amount of \$2,248,645 for Head Start and Early Head Start.

MARC Head Start

Mid-America Regional Council

Financial Report

Grant Status as of November 30, 2022

key:

= % Spent

▼ = % of Time Elapsed

= % Remaining

→ OPEN GRANTS (FY 2021-2022-2023)


42210 - HS / EHS Core

Grant Period: 11/01/2022 - 10/31/2023 (→ Nov 30, 2022 = 1/12, or 8%) ▼ 8%

Total Budget: \$ 27,886,444

Amount Spent: \$ 250,487

Amount Remaining: \$ 27,635,957




42140 - EHS Expansion

Grant Period: 9/01/2022 - 8/31/2023 (→ Nov 30, 2022 = 3/12, or 25%) ▼ 25%

Total Budget: \$ 1,771,901

Amount Spent: \$ 152,523

Amount Remaining: \$ 1,619,378




42205 - COVID-19 (CRRSA + ARP)

Grant Period: 4/01/2021 - 3/31/2023 (→ Nov 30, 2022 = 20/24, or 83%) ▼ 83%

Total Budget: \$ 3,556,489

Amount Spent: \$ 2,019,721

Amount Remaining: \$ 1,536,768



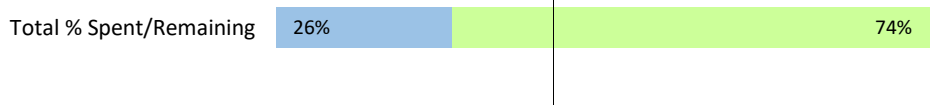
48530 - Missouri EHS Program

Grant Period: 7/01/2022 - 6/30/2023 (→ Nov 30, 2022 = 5/12, or 42%) ▼ 42%

Total Budget: \$ 1,493,500

Amount Spent: 383,942

Amount Remaining: \$ 1,109,558



MARC Head Start

Mid-America Regional Council

Financial Report

Grant Status as of November 30, 2022

key:

= % Spent

▼ = % of Time Elapsed

= % Remaining

→ UNRESTRICTED FUNDS

41700 - Local Community Support

Grant Period: N/A

Total Budget: \$ 26,014

Amount Spent: \$ 24,178

Amount Remaining: \$ 1,836

Total % Spent/Remaining

93%

7%

41750 - HRSA MCHB (P4 Challenge)

Grant Period: N/A

Total Budget: \$ 35,000

Amount Spent: \$ 1,433

Amount Remaining: \$ 33,567

Total % Spent/Remaining

← 4%

96%

→ CLOSED GRANTS (FY 2021-2022)

42200 - HS / EHS Core

Grant Period: 11/01/2021 - 10/31/2022 (→ Nov 30, 2022 = 12/12, or 100%)

100% ▼

Total Budget: \$ 27,886,444

Amount Spent: \$ 25,086,553

Amount Remaining: \$ 2,799,891

Total % Spent/Remaining

90%

10%

Direct Service Providers

89%

11%

Contractual Agreements

81%

19%

MARC Admin

97%

3% →

Note: Total Budget includes the retro COLA (2.28%) + QI

42135 - EHS Expansion

Grant Period: 9/01/2021 - 8/31/2022 (→ Nov 30, 2022 = 12/12, or 100%)

100% ▼

Total Budget: \$ 1,723,468

Amount Spent: \$ 1,719,375

Amount Remaining: \$ 4,093

Total % Spent/Remaining

100%

0% →

Direct Service Providers

100%

0% →

MARC Admin

90%

10%

MARC Head Start

Mid-America Regional Council

Financial Report

Grant Status as of January 31, 2023

key:

= % Spent

▼ = % of Time Elapsed

= % Remaining

→ OPEN GRANTS (FY 2022-2023; COVID grant is FY 2021-2023)

42210 - HS / EHS Core

Grant Period: 11/01/2022 - 10/31/2023 (→ Jan 31, 2023 = 3/12, or 25%)

Total Budget: \$ 27,886,444
Amount Spent: \$ 4,345,249
Amount Remaining: \$ 23,541,195

Total % Spent/Remaining

16% 99%

Direct Service Providers

15% 99%

Contractual Agreements

12% 99%

MARC Admin

20% 95%

▼ 25%

42140 - EHS Expansion

Grant Period: 9/01/2022 - 8/31/2023 (→ Jan 31, 2023 = 5/12, or 42%)

Total Budget: \$ 1,771,901
Amount Spent: \$ 582,450
Amount Remaining: \$ 1,189,451

Total % Spent/Remaining

33% 67%

Direct Service Providers

34% 66%

MARC Admin

26% 74%

▼ 42%

42205 - COVID-19 (CRRSA + ARP)

Grant Period: 4/01/2021 - 3/31/2023 (→ Jan 31, 2023 = 22/24, or 92%)

Total Budget: \$ 3,556,489
Amount Spent: \$ 2,305,105
Amount Remaining: \$ 1,251,384

Total % Spent/Remaining

65% 35%

▼ 92%

48530 - Missouri EHS Program

Grant Period: 7/01/2022 - 6/30/2023 (→ Jan 31, 2023 = 7/12, or 58%)

Total Budget: \$ 1,493,500
Amount Spent: \$ 693,028
Amount Remaining: \$ 800,472

Total % Spent/Remaining

46% 54%

▼ 58%

MARC Head Start

Mid-America Regional Council

Financial Report

Grant Status as of January 31, 2023

key:

= % Spent

▼ = % of Time Elapsed

= % Remaining

→ UNRESTRICTED FUNDS

41700 - Local Community Support

Grant Period: N/A

Total Budget:	\$	31,970
Amount Spent:	\$	24,178
Amount Remaining:	\$	7,792

Total % Spent/Remaining

76%

24%

41750 - HRSA MCHB (P4 Challenge)

Grant Period: N/A

Total Budget:	\$	35,000
Amount Spent:	\$	1,551
Amount Remaining:	\$	33,449

Total % Spent/Remaining

← 4%

96%

→ CLOSED GRANTS (FY 2021-2022)

42200 - HS / EHS Core

Grant Period: 11/01/2021 - 10/31/2022

THIS GRANT IS NOW CLOSED

100% ▼

Total Budget:	\$	27,886,444
Amount Spent:	\$	27,841,133
Amount Remaining:	\$	45,311

Total % Spent/Remaining

99.8%

0.2% →

Direct Service Providers

100%

0% →

Contractual Agreements

84%

16%

MARC Admin

100%

0% →

42135 - EHS Expansion

Grant Period: 9/01/2021 - 8/31/2022

THIS GRANT IS NOW CLOSED

100% ▼

Total Budget:	\$	1,723,468
Amount Spent:	\$	1,723,468
Amount Remaining:	\$	0

Total % Spent/Remaining

100%

0% →

Direct Service Providers

100%

0% →

MARC Admin

100%

0% →

MID-AMERICA REGIONAL COUNCIL (MARC)
42140 Federal EHS Expansion FY22-23
For the Ten Months Ending Monday, October 31, 2022

Account	Description	Cumulative Budget	Current Month	Cumulative Actual	Obligations Encumbrances	Cumulative Total	Actual % Spent
<u>Revenues</u>							
4111-00000	Federal Grant Revenue	\$1,771,901.00	\$36,598.29	\$41,715.09	\$0.00	\$41,715.09	2.4%
4511-00000	Contributed Services	0.00	0.00	0.00	0.00	0.00	-----
	Total Revenues	1,771,901.00	36,598.29	41,715.09	0.00	41,715.09	2.4%
<u>Expenses</u>							
5210-08550	Federal Subrecipient, Kansas City Public Schools	348,560.00	0.00	0.00	0.00	0.00	0.0%
5210-13205	Federal Subrecipient, Operation Breakthrough	595,911.00	0.00	0.00	595,911.00	595,911.00	0.0%
5220-00000	Contracted Service, Blue Springs Schools	291,065.00	0.00	0.00	291,065.00	291,065.00	0.0%
5220-01690	Contracted Service, Learn A Lot	218,299.00	18,191.58	18,191.58	200,107.42	218,299.00	8.3%
5220-09516	Contracted Service, United Inner City Services	145,533.00	12,127.75	12,127.75	133,405.25	145,533.00	8.3%
5220-18116	Contracted Service	8,000.00	0.00	0.00	0.00	0.00	0.0%
5410-00000	In Region Travel	700.00	0.00	0.00	0.00	0.00	0.0%
5660-00000	Other Expense	10,000.00	0.00	0.00	0.00	0.00	0.0%
5700-00000	Supplies and General Expense	7,394.00	0.00	0.00	0.00	0.00	0.0%
5760-00000	Training Expense	1,717.00	0.00	0.00	0.00	0.00	0.0%
5760-01690	Training Expense, Blue Springs School	6,891.00	0.00	0.00	6,891.00	6,891.00	0.0%
5760-09516	Training Expense, Learn A Lot	5,168.00	0.00	0.00	5,168.00	5,168.00	0.0%
5760-18116	Training Expense, United Inner City Services	3,445.00	0.00	0.00	3,445.00	3,445.00	0.0%
6000-00000	Salaries - Regular - Direct	64,493.00	3,124.92	5,670.75	0.00	5,670.75	8.8%
6100-00000	Fr Benefits - Regular - Direct	31,537.00	1,528.08	2,772.99	0.00	2,772.99	8.8%
6800-00000	Indirect Costs - Regular	31,358.00	1,488.96	2,702.00	0.00	2,702.00	8.6%
6830-00000	Indirect Costs - Subsidy Trans	(1,588.00)	(46.53)	(84.44)	0.00	(84.44)	5.3%
6910-00000	Rent - MARC Main Office Space	3,418.00	183.53	334.46	0.00	334.46	9.8%
	Total Expenses	1,771,901.00	36,598.29	41,715.09	1,235,992.67	1,277,707.76	2.4%
Balance / % Remaining						1,730,185.91	97.6%
7000-08550	Contributed Services, Kansas City Public Schools	0.00	0.00	0.00	0.00	0.00	-----
7000-13205	Contributed Services, Operation Breakthrough, Inc	0.00	0.00	0.00	0.00	0.00	-----
	Total Contributed Services	0.00	0.00	0.00	0.00	0.00	-----
GRAND TOTAL		1,771,901.00	36,598.29	41,715.09	1,235,992.67	1,277,707.76	2.4%
DSPs		1,614,872.00		30,319.33			1.9%
MARC Admin		157,029.00		11,395.76			7.3%
		1,771,901.00		41,715.09			2.4%

MID-AMERICA REGIONAL COUNCIL (MARC)
42205 COVID (CRRSAA/ARP) FY21-23
For the Ten Months Ending Monday, October 31, 2022

Account	Description	Cumulative Budget	Current Month	Cumulative Actual	Obligations Encumbrances	Cumulative Total	Actual % Spent
<u>Revenues</u>							
4111-00000	Federal Grant Revenue	\$3,556,489.00	\$38,585.29	\$2,006,240.67	\$0.00	\$2,006,240.67	56.4%
	Total Revenues	3,556,489.00	38,585.29	2,006,240.67	0.00	2,006,240.67	56.4%
<u>Expenses</u>							
5210-07800	Federal Subrecipient, Independence Public Schools	220,754.00	0.00	398,500.49	0.00	398,500.49	180.5%
5210-08550	Federal Subrecipient, Kansas City Public Schools	200,000.00	0.00	0.00	0.00	0.00	0.0%
5210-13205	Federal Subrecipient, Operation Breakthrough	334,328.00	0.00	280,976.40	0.00	280,976.40	84.0%
5210-20425	Federal Subrecipient, YMCA Of Greater Kansas City	531,931.00	0.00	313,959.00	0.00	313,959.00	59.0%
5220-00000	Contracted Service	250,102.00	24,667.00	112,919.50	16,195.79	129,115.29	45.1%
5220-02590	Contracted Service, Cornerstones of Care	10,000.00	1,425.00	9,150.00	850.00	10,000.00	91.5%
5220-05042	Contracted Service, Erikson Institute	26,200.00	5,000.00	24,200.00	2,000.00	26,200.00	92.4%
5220-18027	Contracted Service, True Journey Consulting	10,000.00	0.00	3,250.00	6,750.00	10,000.00	32.5%
5220-19260	Contracted Service, Pam Wyman	2,160.00	0.00	0.00	2,160.00	2,160.00	0.0%
5220-19542	Contracted Service, Pam Wine	10,000.00	0.00	3,800.00	6,200.00	10,000.00	38.0%
5250-00000	Media Advertising (TV, Radio)	36,377.80	10.00	36,377.80	0.00	36,377.80	100.0%
5420-00000	Out of Region Travel	8,705.91	0.00	8,705.91	0.00	8,705.91	100.0%
5440-00000	Meeting	6,000.00	0.00	1,729.93	0.00	1,729.93	28.8%
5600-00000	Classified Ads	105.00	0.00	105.00	0.00	105.00	100.0%
5625-00000	Child Care Reimbursements	7,200.00	0.00	1,560.00	0.00	1,560.00	21.7%
5660-00000	Other Expense	493,694.43	1,588.98	215,443.78	0.00	215,443.78	43.6%
5660-00009	Other Expense, Ability KC	137,203.00	0.00	50,173.88	0.00	50,173.88	36.6%
5660-01690	Other Expense, Blue Springs School	18,000.00	0.00	17,060.00	0.00	17,060.00	94.8%
5660-02565	Other Expense, Raytown School District	86,349.00	0.00	16,391.00	0.00	16,391.00	19.0%
5660-04923	Other Expense, Emmanuel F&C Dev. Ctr	224,155.00	0.00	30,249.47	0.00	30,249.47	13.5%
5660-05133	Other Expense, Excelsior Springs	200,000.00	0.00	0.00	0.00	0.00	0.0%
5660-05391	Other Expense, Front Porch Alliance	8,882.00	0.00	21,288.50	0.00	21,288.50	239.7%
5660-06160	Other Expense, Guadalupe Center Inc	53,233.00	0.00	55,548.65	0.00	55,548.65	104.4%
5660-09516	Other Expense, LEARN-A-LOT	118,401.00	0.00	98,701.28	0.00	98,701.28	83.4%
5660-18116	Other Expense, United Inner City Services	366,764.00	0.00	247,881.72	0.00	247,881.72	67.6%
5700-00000	Supplies and General Expense	194,689.00	5,894.31	57,013.50	0.00	57,013.50	29.3%
6000-00000	Salaries - Regular - Direct	624.38	0.00	624.38	0.00	624.38	100.0%
6100-00000	Fr Benefits - Regular - Direct	305.32	0.00	305.32	0.00	305.32	100.0%
6800-00000	Indirect Costs - Regular	297.50	0.00	297.50	0.00	297.50	100.0%
6830-00000	Indirect Costs - Subsidy Trans	(9.29)	0.00	(9.29)	0.00	(9.29)	100.0%
6910-00000	Rent - MARC Main Office Space	36.95	0.00	36.95	0.00	36.95	100.0%
	Total Expenses	3,556,489.00	38,585.29	2,006,240.67	34,155.79	2,040,396.46	56.4%
Balance / % Remaining						1,550,248.33	43.6%
GRAND TOTAL		3,556,489.00	38,585.29	2,006,240.67	34,155.79	2,040,396.46	56.4%

MID-AMERICA REGIONAL COUNCIL (MARC)
48530 MO EHS FY22-23
For the Ten Months Ending Monday, October 31, 2022
Income Statement

Account	Description	Cumulative Budget	Current Month	Cumulative Actual	Obligations Encumbrances	Cumulative Total	Actual % Spent
<u>Revenues</u>							
4211-00000	State Grant Revenue	\$1,493,500.00	\$120,500.69	\$309,007.71	\$0.00	\$309,007.71	20.7%
	Total Revenues	1,493,500.00	120,500.69	309,007.71	0.00	309,007.71	20.7%
<u>Expenses</u>							
5220-07800	Contracted Service, Independence Public Schools	667,000.00	70,264.05	127,239.68	539,760.32	667,000.00	19.1%
5220-13205	Contracted Service, Operation Breakthrough Inc	826,500.00	50,236.64	181,768.03	644,731.97	826,500.00	22.0%
	Total Expenses	1,493,500.00	120,500.69	309,007.71	1,184,492.29	1,493,500.00	20.7%
Balance / % Remaining						1,184,492.29	79.3%
GRAND TOTAL		1,493,500.00	120,500.69	309,007.71	1,184,492.29	1,493,500.00	20.7%

MID-AMERICA REGIONAL COUNCIL (MARC)
41700 HS Local Community Support
For the Ten Months Ending Monday, October 31, 2022

Account	Description	Cumulative Budget	Current Month	Cumulative Actual	Obligations Encumbrances	Cumulative Total	Actual % Spent
<u>Revenues</u>							
4390-00000	Program Income	\$26,014.25	\$0.00	\$24,178.07	\$0.00	\$24,178.07	92.9%
	Total Revenues	26,014.25	0.00	24,178.07	0.00	24,178.07	92.9%
<u>Expenses</u>							
5220-00000	Contracted Service	1,460.50	0.00	1,910.50	0.00	1,910.50	130.8%
5220-04795	Contracted Service, Carol Dietzschold	2,500.80	0.00	2,500.80	0.00	2,500.80	100.0%
5220-14545	Contracted Service, Proprio Language Services	802.70	0.00	802.70	0.00	802.70	100.0%
5420-00000	Out of Region Travel	403.85	0.00	403.22	0.00	403.22	99.8%
5431-00000	Registration Fees	535.00	0.00	535.00	0.00	535.00	100.0%
5440-00000	Meeting	1,829.55	0.00	1,829.55	0.00	1,829.55	100.0%
5625-00000	Child Care Reimbursements	664.19	0.00	664.19	0.00	664.19	100.0%
5660-00000	Other Expense	13,561.30	0.00	11,275.75	0.00	11,275.75	83.1%
5685-00000	Printing	1,563.21	0.00	1,563.21	0.00	1,563.21	100.0%
5700-00000	Supplies and General Expense	71.15	0.00	71.15	0.00	71.15	100.0%
5760-00000	Training Expense	2,622.00	0.00	2,622.00	0.00	2,622.00	100.0%
	Total Expenses	26,014.25	0.00	24,178.07	0.00	24,178.07	92.9%
GRAND TOTAL							
		26,014.25	0.00	24,178.07	0.00	24,178.07	92.9%

MID-AMERICA REGIONAL COUNCIL (MARC)
41750 HRSA MCHB - P4 Challenge FY21
For the Ten Months Ending Monday, October 31, 2022

Account	Description	Cumulative Budget	Current Month	Cumulative Actual	Obligations Encumbrances	Cumulative Total	Actual % Spent
<u>Revenues</u>							
4390-00000	Program Income	\$35,000.00	\$0.00	\$1,323.15	\$0.00	\$1,323.15	3.8%
	Total Revenues	35,000.00	0.00	1,323.15	0.00	1,323.15	3.8%
<u>Expenses</u>							
5660-00000	Other Expense	35,000.00	0.00	1,323.15	0.00	1,323.15	3.8%
	Total Expenses	35,000.00	0.00	1,323.15	0.00	1,323.15	3.8%
GRAND TOTAL		35,000.00	0.00	1,323.15	0.00	1,323.15	3.8%

MID-AMERICA REGIONAL COUNCIL (MARC)
42200 Federal Core HS/EHS FY21-22
For the Ten Months Ending Monday, October 31, 2022

Account	Description	Cumulative Budget	Current Month	Cumulative Actual	Obligations Encumbrances	Cumulative Total	Actual % Spent
<u>Revenues</u>							
4111-00000	Federal Grant Revenue	\$27,886,444.00	\$2,765,157.90	\$23,075,713.80	\$0.00	\$23,075,713.80	82.7%
4511-00000	Contributed Services	0.00	223,442.30	2,510,758.81	0.00	2,510,758.81	-----
	Total Revenues	27,886,444.00	2,988,600.20	25,586,472.61	0.00	25,586,472.61	91.8%
<u>Expenses</u>							
5210-07800	Federal Subrecipient, Independence Public Schools	3,039,969.00	233,271.48	2,646,132.45	393,836.55	3,039,969.00	87.0%
5210-08550	Federal Subrecipient, Kansas City Public Schools	5,160,425.00	1,055,216.67	3,815,375.47	(1,097,832.89)	2,717,542.58	73.9%
5210-13205	Federal Subrecipient, Operation Breakthrough	2,486,846.00	0.00	2,018,899.55	467,946.45	2,486,846.00	81.2%
5210-20425	Federal Subrecipient, YMCA of Greater Kansas City	5,133,751.00	347,834.89	3,760,668.22	1,373,082.78	5,133,751.00	73.3%
5220-00009	Contracted Service, Ability KC	253,453.00	25,838.58	232,331.88	21,121.12	253,453.00	91.7%
5220-01690	Contracted Service, Blue Springs School District	158,420.00	13,201.67	145,218.37	13,201.63	158,420.00	91.7%
5220-02370	Contracted Service, Grandview School District	513,284.00	42,773.67	470,510.31	42,773.69	513,284.00	91.7%
5220-02565	Contracted Service, Raytown School District	403,920.00	33,660.00	370,260.00	33,660.00	403,920.00	91.7%
5220-03770	Contracted Service, Center School District	653,475.00	54,456.25	599,018.75	54,456.25	653,475.00	91.7%
5220-04923	Contracted Service, Emmanuel F&C Dev Ctr	479,434.00	0.00	439,481.16	39,952.84	479,434.00	91.7%
5220-05133	Contracted Service, Excelsior Springs School District	316,800.00	0.00	258,100.00	58,700.00	316,800.00	81.5%
5220-05391	Contracted Service, Front Porch Alliance	223,632.00	54,657.00	200,409.00	23,223.00	223,632.00	89.6%
5220-05515	Contracted Service, The Family Conservancy	944,160.00	78,680.00	865,480.00	78,680.00	944,160.00	91.7%
5220-06160	Contracted Service, Guadalupe Center Inc	642,720.00	53,560.00	589,160.00	53,560.00	642,720.00	91.7%
5220-09516	Contracted Service, Learn A Lot Academy	636,215.00	53,017.91	583,197.04	53,017.96	636,215.00	91.7%
5220-09715	Contracted Service, Lee's Summit School District	511,192.00	52,132.63	468,592.63	42,599.37	511,192.00	91.7%
5220-18116	Contracted Service, EarlystART (UICS)	1,208,690.00	100,724.17	1,107,965.87	100,724.13	1,208,690.00	91.7%
5220-00000	Contracted Service	201,256.00	13,847.51	133,973.03	0.00	133,973.03	66.6%
5220-02212	Contracted Service, Ann Camey	51,840.00	3,622.50	48,633.75	3,206.25	51,840.00	93.8%
5220-02226	Contracted Service, Twoana Clark-Sheppard	0.00	190.00	380.00	0.00	380.00	-----
5220-02590	Contracted Service, Cornerstones of Care	24,000.00	0.00	24,000.00	0.00	24,000.00	100.0%
5220-02937	Contracted Service, Marcos Castillo	10,000.00	0.00	5,175.00	4,825.00	10,000.00	51.8%
5220-03245	Contracted Service, Child Plus	50,427.00	4,202.22	50,426.53	0.00	50,426.53	100.0%
5220-04795	Contracted Service, Carol Dietzschold	26,000.00	3,720.00	30,780.00	2,220.00	33,000.00	118.4%
5220-05105	Contracted Service, Easter Seals Midwest	10,000.00	400.00	3,558.53	6,441.47	10,000.00	35.6%
5220-05515	Contracted Service, The Family Conservancy	149,050.00	0.00	110,732.75	38,317.25	149,050.00	74.3%
5220-06037	Contracted Service, Suzanne Grace	45,950.00	5,876.25	34,170.00	11,780.00	45,950.00	74.4%
5220-07982	Contracted Service, Jewish Vocational Service	30,000.00	0.00	18,078.46	11,921.54	30,000.00	60.3%
5220-08003	Contracted Service, Jewish Family Services	10,000.00	0.00	3,500.00	6,500.00	10,000.00	35.0%
5220-08753	Contracted Service, KVC	10,000.00	500.00	3,875.00	6,125.00	10,000.00	38.8%
5220-09503	Contracted Service, Angela Lanigan	5,000.00	87.50	975.00	4,025.00	5,000.00	19.5%
5220-10621	Contracted Service, MBD Business Service (Maria Brobst	20,000.00	862.50	5,468.75	14,531.25	20,000.00	27.3%

MID-AMERICA REGIONAL COUNCIL (MARC)
42200 Federal Core HS/EHS FY21-22
For the Ten Months Ending Monday, October 31, 2022

Account	Description	Cumulative Budget	Current Month	Cumulative Actual	Obligations Encumbrances	Cumulative Total	Actual % Spent
5220-10689	Contracted Service, Georgia Mueller	22,440.00	2,902.50	19,755.00	2,685.00	22,440.00	88.0%
5220-11375	Contracted Service, Alma Rivera Morales	0.00	0.00	1,287.50	0.00	1,287.50	-----
5220-13247	Contracted Service, Karen Osborn	54,000.00	4,781.25	49,297.50	4,702.50	54,000.00	91.3%
5220-14545	Contracted Service, Proprio Language Services	55,000.00	1,603.95	25,845.20	29,532.27	55,377.47	47.0%
5220-14906	Contracted Service, Reflect to Connect Psychology	10,000.00	0.00	4,791.75	5,208.25	10,000.00	47.9%
5220-15905	Contracted Service, Bridgette Smith	0.00	0.00	1,800.00	0.00	1,800.00	-----
5220-16089	Contracted Service, Social Work PRN	20,000.00	682.00	9,475.28	10,524.72	20,000.00	47.4%
5220-16142	Contracted Service, Mary Signer	37,920.00	4,113.75	27,168.75	10,751.25	37,920.00	71.6%
5220-17930	Contracted Service, Amy Thompson	86,000.00	7,258.75	79,843.75	6,156.25	86,000.00	92.8%
5220-18027	Contracted Service, True Journey Consulting	10,000.00	0.00	10,000.00	0.00	10,000.00	100.0%
5220-18835	Contracted Service, Verizon Wireless	15,400.00	1,280.51	12,805.42	0.00	12,805.42	83.2%
5220-19260	Contracted Service, Pam Wyman	23,040.00	2,880.00	24,480.00	585.00	25,065.00	106.3%
5220-19542	Contracted Service, Pam Wine	10,000.00	0.00	10,000.00	0.00	10,000.00	100.0%
5220-20260	Contracted Service, Pam Wyman	0.00	0.00	0.00	0.00	0.00	-----
5220-20660	Contracted Service, Kathi Winkler	30,000.00	1,815.00	21,420.00	8,580.00	30,000.00	71.4%
5230-00000	Legal Fees	5,000.00	0.00	132.00	0.00	132.00	2.6%
5310-00000	Insurance	10,236.00	1,215.00	14,004.00	0.00	14,004.00	136.8%
5410-00000	In Region Travel	20,000.00	1,256.55	4,428.84	0.00	4,428.84	22.1%
5420-00000	Out of Region Travel	54,637.78	6,973.05	45,147.87	0.00	45,147.87	82.6%
5430-00000	Registration Fees	40,949.00	418.00	27,799.00	0.00	27,799.00	67.9%
5440-00000	Meeting	23,236.00	1,125.73	11,833.19	0.00	11,833.19	50.9%
5450-00000	Periodical & Subscriptions	530.00	0.00	265.00	0.00	265.00	50.0%
5450-20545	Periodical & Subscriptions, WIPFLI	995.00	0.00	995.00	0.00	995.00	100.0%
5460-00000	Professional Memberships	4,474.00	0.00	3,225.00	0.00	3,225.00	72.1%
5625-00000	Child Care Reimbursements	19,447.70	1,505.00	5,554.95	0.00	5,554.95	28.6%
5660-00000	Other Expense	164,418.52	53,700.00	69,341.42	0.00	69,341.42	42.2%
5685-00000	Printing	11,000.00	0.00	1,676.25	0.00	1,676.25	15.2%
5700-00000	Supplies and General Expense	133,636.00	123,664.29	194,570.02	0.00	194,570.02	145.6%
5706-00000	Supplies - Equipment - <\$2,000	70,301.00	230.00	3,832.17	0.00	3,832.17	5.5%
5760-00000	Training Expense	55,943.00	8,095.95	28,255.68	0.00	28,255.68	50.5%
5760-00009	Training Expense, Ability KC	5,483.00	0.00	0.00	5,483.00	5,483.00	0.0%
5760-01690	Training Expense, Blue Springs School District	4,033.00	1,029.31	1,029.31	3,003.69	4,033.00	25.5%
5760-02370	Training Expense, Grandview School District	9,246.00	424.19	7,270.19	1,975.81	9,246.00	78.6%
5760-02565	Training Expense, Raytown School District	8,335.00	0.00	0.00	8,335.00	8,335.00	0.0%
5760-03770	Training Expense, Center School District	12,369.00	0.00	1,150.00	11,819.00	12,969.00	9.3%
5760-04923	Training Expense, Emmanuel F&C Dev Ctr	9,313.00	0.00	9,422.07	0.00	9,422.07	101.2%
5760-05133	Training Expense, Excelsior Springs School District	6,718.00	0.00	4,080.00	2,638.00	6,718.00	60.7%
5760-05391	Training Expense, Front Porch Alliance	2,933.00	0.00	0.00	2,933.00	2,933.00	0.0%
5760-05515	Training Expense, The Family Conservancy	10,949.00	5,625.39	5,625.39	5,323.61	10,949.00	51.4%
5760-06160	Training Expense, Guadalupe Center Inc	13,435.00	9,834.72	11,623.80	1,811.20	13,435.00	86.5%
5760-09516	Training Expense, Learn A Lot Academy	11,636.00	0.00	1,857.99	9,778.01	11,636.00	16.0%
5760-09715	Training Expense, Lee's Summit School District	9,105.00	0.00	0.00	9,105.00	9,105.00	0.0%

MID-AMERICA REGIONAL COUNCIL (MARC)
42200 Federal Core HS/EHS FY21-22
For the Ten Months Ending Monday, October 31, 2022

Account	Description	Cumulative Budget	Current Month	Cumulative Actual	Obligations Encumbrances	Cumulative Total	Actual % Spent
5760-18116	Training Expense, EarlystART (UICS)	22,706.00	0.00	0.00	22,706.00	22,706.00	0.0%
6000-00000	Salaries - Regular - Direct	1,715,593.00	144,531.20	1,646,283.90	0.00	1,646,283.90	96.0%
6100-00000	Fr Benefits - Regular - Direct	823,485.00	70,675.75	802,766.85	0.00	802,766.85	97.5%
6800-00000	Indirect Costs - Regular	805,023.00	68,866.21	778,852.06	0.00	778,852.06	96.7%
6830-00000	Indirect Costs - Subsidy Trans	(40,761.00)	(2,152.05)	(22,999.94)	0.00	(22,999.94)	56.4%
6910-00000	Rent - MARC Main Office Space	58,330.00	8,488.50	75,194.14	0.00	75,194.14	128.9%
	Total Expenses	27,886,444.00	2,765,157.90	23,075,713.80	2,026,232.20	25,101,946.00	82.7%
Balance / % Remaining						4,810,730.20	17.3%
7000-07800	Contributed Services, Independence Public Schools	0.00	108,978.43	934,281.15	0.00	934,281.15	0%
7000-08550	Contributed Services, Kansas City Public Schools	0.00	75,659.03	273,562.42	0.00	273,562.42	0%
7000-13205	Contributed Services, Operation Breakthrough	0.00	0.00	534,357.78	0.00	534,357.78	0%
7000-20425	Contributed Services, YMCA Of Greater Kansas City	0.00	38,804.84	768,557.46	0.00	768,557.46	0%
	Total Contributed Services	0.00	223,442.30	2,510,758.81	0.00	2,510,758.81	-----
GRAND TOTAL		27,886,444.00	2,988,600.20	25,586,472.61	2,026,232.20	27,612,704.81	91.8%
DSPs		22,892,647.00		18,612,859.45			81.3%
Contractual Agrmnts		1,017,323.00		771,696.95			75.9%
MARC Admin		3,976,474.00		3,691,157.40			92.8%
		27,886,444.00		23,075,713.80			82.7%

MID-AMERICA REGIONAL COUNCIL (MARC)
42135 Federal EHS Expansion FY21-22
For the Ten Months Ending Monday, October 31, 2022

Account	Description	Cumulative Budget	Current Month	Cumulative Actual	Obligations Encumbrances	Cumulative Total	Actual % Spent
<u>Revenues</u>							
4111-00000	Federal Grant Revenue	\$1,723,468.00	\$116,873.49	\$1,705,232.19	\$0.00	\$1,705,232.19	98.9%
4511-00000	Contributed Services	0.00	15,295.06	224,412.64	0.00	224,412.64	-----
	Total Revenues	1,723,468.00	132,168.55	1,929,644.83	0.00	1,929,644.83	112.0%
<u>Expenses</u>							
5210-08550	Federal Subrecipient, Kansas City Public Schools	340,941.00	57,633.00	357,255.56	10,228.86	367,484.42	104.8%
5210-13205	Federal Subrecipient, Operation Breakthrough	582,934.00	55,110.18	577,789.72	6,848.00	584,637.72	99.1%
5220-00000	Contracted Service, Blue Springs Schools	284,576.00	0.00	284,576.00	0.00	284,576.00	100.0%
5220-01690	Contracted Service, Learn A Lot	213,432.00	0.00	212,261.40	0.00	212,261.40	99.5%
5220-09516	Contracted Service, United Inner City Services	142,288.00	0.00	142,288.00	0.00	142,288.00	100.0%
5220-18116	Contracted Service	0.00	0.00	2,597.13	0.00	2,597.13	-----
5410-00000	In Region Travel	865.00	0.00	0.00	0.00	0.00	0.0%
5420-00000	Out of Region Travel	11,954.00	0.00	14,672.98	0.00	14,672.98	122.7%
5430-00000	Registration Fees	8,100.00	0.00	4,554.00	0.00	4,554.00	56.2%
5700-00000	Supplies and General Expense	3,733.00	0.00	524.86	0.00	524.86	14.1%
5760-00000	Training Expense	1,717.00	0.00	0.00	0.00	0.00	0.0%
5760-01690	Training Expense, Blue Springs School	6,891.00	4,130.31	4,130.31	5,121.33	9,251.64	59.9%
5760-09516	Training Expense, Learn A Lot	5,168.00	0.00	620.43	4,613.02	5,233.45	12.0%
5760-18116	Training Expense, United Inner City Services	3,445.00	0.00	3,443.71	1.29	3,445.00	100.0%
6000-00000	Salaries - Regular - Direct	59,926.00	0.00	50,650.29	0.00	50,650.29	84.5%
6100-00000	Fr Benefits - Regular - Direct	28,765.00	0.00	24,627.27	0.00	24,627.27	85.6%
6800-00000	Indirect Costs - Regular	28,118.00	0.00	23,779.97	0.00	23,779.97	84.6%
6830-00000	Indirect Costs - Subsidy Trans	(1,422.00)	0.00	(653.07)	0.00	(653.07)	45.9%
6910-00000	Rent - MARC Main Office Space	2,037.00	0.00	2,113.63	0.00	2,113.63	103.8%
	Total Expenses	1,723,468.00	116,873.49	1,705,232.19	26,812.50	1,732,044.69	98.9%
Balance / % Remaining						18,235.81	1.1%
7000-08550	Contributed Services, Kansas City Public Schools	0.00	0.00	0.00	0.00	0.00	-----
7000-13205	Contributed Services, Operation Breakthrough, Inc	0.00	15,295.06	224,412.64	0.00	224,412.64	-----
	Total Contributed Services	0.00	15,295.06	224,412.64	0.00	224,412.64	-----
GRAND TOTAL		1,723,468.00	132,168.55	1,929,644.83	26,812.50	1,956,457.33	112.0%
DSPs		1,579,675.00		1,582,365.13			100.2%
MARC Admin		143,793.00		122,867.06			85.4%
		1,723,468.00		1,705,232.19			98.9%

MID-AMERICA REGIONAL COUNCIL (MARC)
42210 Federal Core HS/EHS FY22-23
For the Eleven Months Ending Wednesday, November 30, 2022

Account	Description	Cumulative Budget	Current Month	Cumulative Actual	Obligations Encumbrances	Cumulative Total	Actual % Spent
<u>Revenues</u>							
4111-00000	Federal Grant Revenue	\$27,886,444.00	\$250,486.53	\$250,486.53	\$0.00	\$250,486.53	0.9%
4511-00000	Contributed Services	0.00	0.00	0.00	0.00	0.00	-----
	Total Revenues	<u>27,886,444.00</u>	<u>250,486.53</u>	<u>250,486.53</u>	<u>0.00</u>	<u>250,486.53</u>	<u>0.9%</u>
<u>Expenses</u>							
5210-07800	Federal Subrecipient, Independence Public Schools	3,039,969.00	0.00	0.00	0.00	0.00	0.0%
5210-08550	Federal Subrecipient, Kansas City Public Schools	5,160,425.00	0.00	0.00	0.00	0.00	0.0%
5210-13205	Federal Subrecipient, Operation Breakthrough	2,486,846.00	0.00	0.00	0.00	0.00	0.0%
5210-20425	Federal Subrecipient, YMCA of Greater Kansas City	5,164,861.00	0.00	0.00	0.00	0.00	0.0%
5223-00009	Contracted Services - Tier 1, Ability KC	253,453.00	0.00	0.00	253,453.00	253,453.00	0.0%
5223-01690	Contracted Services - Tier 1, Blue Springs School District	158,420.00	13,201.67	13,201.67	145,218.33	158,420.00	8.3%
5223-02370	Contracted Services - Tier 1, Grandview School District	513,284.00	0.00	0.00	0.00	0.00	0.0%
5223-02565	Contracted Services - Tier 1, Raytown School District	403,920.00	0.00	0.00	0.00	0.00	0.0%
5223-04923	Contracted Services - Tier 1, Emmanuel F&C Dev Ctr	479,434.00	39,952.83	39,952.83	439,481.17	479,434.00	8.3%
5223-05133	District	316,800.00	0.00	0.00	316,800.00	316,800.00	0.0%
5223-05391	Contracted Services - Tier 1, Front Porch Alliance	223,632.00	0.00	0.00	0.00	0.00	0.0%
5223-06160	Contracted Services - Tier 1, Guadalupe Center Inc	642,720.00	0.00	0.00	642,720.00	642,720.00	0.0%
5223-09516	Contracted Services - Tier 1, Learn A Lot Academy	636,215.00	0.00	0.00	636,215.00	636,215.00	0.0%
5223-09715	District	511,192.00	0.00	0.00	0.00	0.00	0.0%
5224-03770	Contracted Services - Tier 2, Center School District	653,475.00	0.00	0.00	0.00	0.00	0.0%
5224-05515	Contracted Services - Tier 2, The Family Conservancy	944,160.00	0.00	0.00	944,160.00	944,160.00	0.0%
5224-18116	Contracted Services - Tier 2, EarlystART (UICS)	1,208,690.00	0.00	0.00	1,208,690.00	1,208,690.00	0.0%
5220-00000	Contracted Service	149,510.00	6,095.52	6,095.52	0.00	6,095.52	4.1%
5220-02212	Contracted Service, Ann Camey	51,840.00	0.00	0.00	51,840.00	51,840.00	0.0%
5220-02226	Contracted Service, Twoana Clark-Sheppard	8,000.00	0.00	0.00	0.00	0.00	0.0%
5220-02590	Contracted Service, Cornerstones of Care	34,000.00	0.00	0.00	0.00	0.00	0.0%
5220-02937	Contracted Service, Marcos Castillo	5,000.00	0.00	0.00	5,000.00	5,000.00	0.0%
5220-03245	Contracted Service, Child Plus	50,427.00	3,837.80	3,837.80	0.00	3,837.80	7.6%
5220-04795	Contracted Service, Carol Dietzschold	26,000.00	0.00	0.00	0.00	0.00	0.0%
5220-05105	Contracted Service, Easter Seals Midwest	10,000.00	0.00	0.00	10,000.00	10,000.00	0.0%
5220-05515	Contracted Service, The Family Conservancy	141,050.00	0.00	0.00	0.00	0.00	0.0%
5220-06037	Contracted Service, Suzanne Grace	45,950.00	0.00	0.00	45,950.00	45,950.00	0.0%
5220-07982	Contracted Service, Jewish Vocational Service	30,000.00	0.00	0.00	30,000.00	30,000.00	0.0%
5220-08003	Contracted Service, Jewish Family Services	10,000.00	0.00	0.00	0.00	0.00	0.0%
5220-08753	Contracted Service, KVC	5,000.00	0.00	0.00	0.00	0.00	0.0%
5220-09503	Contracted Service, Angela Lanigan	5,000.00	0.00	0.00	0.00	0.00	0.0%
5220-10621	Contracted Service, MBD Business Service (Maria Brobst	10,000.00	0.00	0.00	10,000.00	10,000.00	0.0%

MID-AMERICA REGIONAL COUNCIL (MARC)
42210 Federal Core HS/EHS FY22-23
For the Eleven Months Ending Wednesday, November 30, 2022

Account	Description	Cumulative Budget	Current Month	Cumulative Actual	Obligations Encumbrances	Cumulative Total	Actual % Spent
5220-10689	Contracted Service, Georgia Mueller	22,440.00	0.00	0.00	22,440.00	22,440.00	0.0%
5220-13247	Contracted Service, Karen Osborn	54,000.00	0.00	0.00	54,000.00	54,000.00	0.0%
5220-14545	Contracted Service, Proprio Language Services	55,000.00	0.00	0.00	0.00	0.00	0.0%
5220-14906	Contracted Service, Reflect to Connect Psychology	10,000.00	0.00	0.00	0.00	0.00	0.0%
5220-16089	Contracted Service, Social Work PRN	30,000.00	0.00	0.00	0.00	0.00	0.0%
5220-16142	Contracted Service, Mary Signer	37,920.00	0.00	0.00	12,000.00	12,000.00	0.0%
5220-16925	Contracted Service, Liz Smith	0.00	0.00	0.00	27,360.00	27,360.00	-----
5220-17930	Contracted Service, Amy Thompson	78,000.00	0.00	0.00	0.00	0.00	0.0%
5220-18027	Contracted Service, True Journey Consulting	15,000.00	0.00	0.00	15,000.00	15,000.00	0.0%
5220-19542	Contracted Service, Pam Wine	15,000.00	0.00	0.00	15,000.00	15,000.00	0.0%
5220-20260	Contracted Service, Pam Wyman	30,240.00	0.00	0.00	0.00	0.00	0.0%
5220-20660	Contracted Service, Kathi Winkler	20,000.00	0.00	0.00	20,000.00	20,000.00	0.0%
5230-00000	Legal Fees	5,000.00	0.00	0.00	0.00	0.00	0.0%
5240-00000	Service Agreements	30,366.00	439.59	439.59	0.00	439.59	1.4%
5240-18835	Service Agreements, Verizon Wireless	15,400.00	0.00	0.00	0.00	0.00	0.0%
5310-00000	Insurance	10,236.00	1,215.00	1,215.00	0.00	1,215.00	11.9%
5410-00000	In Region Travel	10,000.00	0.00	0.00	0.00	0.00	0.0%
5420-00000	Out of Region Travel	50,532.00	3,028.05	3,028.05	0.00	3,028.05	6.0%
5430-00000	Registration Fees	34,835.00	0.00	0.00	0.00	0.00	0.0%
5440-00000	Meeting	21,225.00	0.00	0.00	0.00	0.00	0.0%
5450-00000	Periodical & Subscriptions	530.00	0.00	0.00	0.00	0.00	0.0%
5450-20545	Periodical & Subscriptions, WIPFLI	995.00	0.00	0.00	0.00	0.00	0.0%
5460-00000	Professional Memberships	4,674.00	0.00	0.00	0.00	0.00	0.0%
5625-00000	Child Care Reimbursements	18,540.00	0.00	0.00	0.00	0.00	0.0%
5660-00000	Other Expense	28,850.00	0.00	0.00	0.00	0.00	0.0%
5685-00000	Printing	15,000.00	0.00	0.00	0.00	0.00	0.0%
5700-00000	Supplies and General Expense	75,956.00	0.00	0.00	0.00	0.00	0.0%
5706-00000	Supplies - Equipment - <\$2,000	9,420.00	0.00	0.00	0.00	0.00	0.0%
5760-00000	Training Expense	55,943.00	1,170.00	1,170.00	0.00	1,170.00	2.1%
5760-00009	Training Expense, Ability KC	5,483.00	0.00	0.00	5,483.00	5,483.00	0.0%
5760-01690	Training Expense, Blue Springs School District	4,033.00	0.00	0.00	4,033.00	4,033.00	0.0%
5760-02370	Training Expense, Grandview School District	9,246.00	0.00	0.00	0.00	0.00	0.0%
5760-02565	Training Expense, Raytown School District	8,335.00	0.00	0.00	0.00	0.00	0.0%
5760-03770	Training Expense, Center School District	12,369.00	0.00	0.00	0.00	0.00	0.0%
5760-04923	Training Expense, Emmanuel F&C Dev Ctr	9,313.00	0.00	0.00	9,313.00	9,313.00	0.0%
5760-05133	Training Expense, Excelsior Springs School District	6,718.00	310.78	310.78	6,718.00	7,028.78	4.6%
5760-05391	Training Expense, Front Porch Alliance	2,933.00	0.00	0.00	0.00	0.00	0.0%
5760-05515	Training Expense, The Family Conservancy	10,949.00	0.00	0.00	10,949.00	10,949.00	0.0%
5760-06160	Training Expense, Guadalupe Center Inc	13,435.00	0.00	0.00	13,432.00	13,432.00	0.0%
5760-09516	Training Expense, Learn A Lot Academy	11,636.00	0.00	0.00	11,636.00	11,636.00	0.0%
5760-09715	Training Expense, Lee's Summit School District	9,105.00	0.00	0.00	0.00	0.00	0.0%
5760-18116	Training Expense, EarlySTART (UICS)	22,706.00	0.00	0.00	22,706.00	22,706.00	0.0%

MID-AMERICA REGIONAL COUNCIL (MARC)
42210 Federal Core HS/EHS FY22-23
For the Eleven Months Ending Wednesday, November 30, 2022

Account	Description	Cumulative Budget	Current Month	Cumulative Actual	Obligations Encumbrances	Cumulative Total	Actual % Spent
6000-00000	Salaries - Regular - Direct	1,788,326.00	90,088.07	90,088.07	0.00	90,088.07	5.0%
6100-00000	Fr Benefits - Regular - Direct	907,113.00	44,053.07	44,053.07	0.00	44,053.07	4.9%
6800-00000	Indirect Costs - Regular	862,540.00	42,925.17	42,925.17	0.00	42,925.17	5.0%
6830-00000	Indirect Costs - Subsidy Trans	(26,954.00)	(1,341.42)	(1,341.42)	0.00	(1,341.42)	5.0%
6910-00000	Rent - MARC Main Office Space	94,783.00	5,510.40	5,510.40	0.00	5,510.40	5.8%
	Total Expenses	27,886,444.00	250,486.53	250,486.53	4,989,597.50	5,240,084.03	0.9%
Balance / % Remaining						27,635,957.47	99.1%
7000-07800	Contributed Services, Independence Public Schools	0.00	0.00	0.00	0.00	0.00	0%
7000-08550	Contributed Services, Kansas City Public Schools	0.00	0.00	0.00	0.00	0.00	0%
7000-13205	Contributed Services, Operation Breakthrough	0.00	0.00	0.00	0.00	0.00	0%
7000-20425	Contributed Services, YMCA Of Greater Kansas City	0.00	0.00	0.00	0.00	0.00	0%
	Total Contributed Services	0.00	0.00	0.00	0.00	0.00	----
GRAND TOTAL		27,886,444.00	250,486.53	250,486.53	4,989,597.50	5,240,084.03	0.9%
DSPs		22,923,757.00		53,465.28			0.2%
Contractual Agrmnts		949,377.00		9,933.32			1.0%
MARC Admin		4,013,310.00		187,087.93			4.7%
		27,886,444.00		250,486.53			0.9%

MID-AMERICA REGIONAL COUNCIL (MARC)
42140 Federal EHS Expansion FY22-23
For the Eleven Months Ending Wednesday, November 30, 2022

Account	Description	Cumulative Budget	Current Month	Cumulative Actual	Obligations Encumbrances	Cumulative Total	Actual % Spent
<u>Revenues</u>							
4111-00000	Federal Grant Revenue	\$1,771,901.00	\$110,808.13	\$152,523.22	\$0.00	\$152,523.22	8.6%
4511-00000	Contributed Services	0.00	0.00	0.00	0.00	0.00	----
	Total Revenues	1,771,901.00	110,808.13	152,523.22	0.00	152,523.22	8.6%
<u>Expenses</u>							
5210-08550	Federal Subrecipient, Kansas City Public Schools	348,560.00	0.00	0.00	348,560.00	348,560.00	0.0%
5210-13205	Federal Subrecipient, Operation Breakthrough	595,911.00	0.00	0.00	595,911.00	595,911.00	0.0%
5220-01690	Contracted Service, Blue Springs Schools	291,065.00	72,766.26	72,766.26	218,298.74	291,065.00	25.0%
5220-09516	Contracted Service, Learn A Lot	218,299.00	18,191.58	36,383.16	181,915.84	218,299.00	16.7%
5220-18116	Contracted Service, United Inner City Services	145,533.00	12,127.75	24,255.50	121,277.50	145,533.00	16.7%
5220-00000	Contracted Service	8,000.00	0.00	0.00	0.00	0.00	0.0%
5410-00000	In Region Travel	700.00	0.00	0.00	0.00	0.00	0.0%
5660-00000	Other Expense	10,000.00	0.00	0.00	0.00	0.00	0.0%
5700-00000	Supplies and General Expense	7,394.00	0.00	0.00	0.00	0.00	0.0%
5760-00000	Training Expense	1,717.00	0.00	0.00	0.00	0.00	0.0%
5760-01690	Training Expense, Blue Springs School	6,891.00	0.00	0.00	6,891.00	6,891.00	0.0%
5760-09516	Training Expense, Learn A Lot	5,168.00	0.00	0.00	5,168.00	5,168.00	0.0%
5760-18116	Training Expense, United Inner City Services	3,445.00	0.00	0.00	3,445.00	3,445.00	0.0%
6000-00000	Salaries - Regular - Direct	64,493.00	3,838.71	9,509.46	0.00	9,509.46	14.7%
6100-00000	Fr Benefits - Regular - Direct	31,537.00	1,877.13	4,650.12	0.00	4,650.12	14.7%
6800-00000	Indirect Costs - Regular	31,358.00	1,829.07	4,531.07	0.00	4,531.07	14.4%
6830-00000	Indirect Costs - Subsidy Trans	(1,588.00)	(57.17)	(141.61)	0.00	(141.61)	8.9%
6910-00000	Rent - MARC Main Office Space	3,418.00	234.80	569.26	0.00	569.26	16.7%
	Total Expenses	1,771,901.00	110,808.13	152,523.22	1,481,467.08	1,633,990.30	8.6%
Balance / % Remaining						1,619,377.78	91.4%
7000-08550	Contributed Services, Kansas City Public Schools	0.00	0.00	0.00	0.00	0.00	----
7000-13205	Contributed Services, Operation Breakthrough, Inc	0.00	0.00	0.00	0.00	0.00	----
	Total Contributed Services	0.00	0.00	0.00	0.00	0.00	----
GRAND TOTAL							
		1,771,901.00	110,808.13	152,523.22	1,481,467.08	1,633,990.30	8.6%
DSPs		1,614,872.00		133,404.92			8.3%
MARC Admin		157,029.00		19,118.30			12.2%
		1,771,901.00		152,523.22			8.6%

MID-AMERICA REGIONAL COUNCIL (MARC)
42205 COVID (CRRSAA/ARP) FY21-23
For the Eleven Months Ending Wednesday, November 30, 2022

Account	Description	Cumulative Budget	Current Month	Cumulative Actual	Obligations Encumbrances	Cumulative Total	Actual % Spent
<u>Revenues</u>							
4111-00000	Federal Grant Revenue	\$3,556,489.00	\$13,479.86	\$2,019,720.53	\$0.00	\$2,019,720.53	56.8%
	Total Revenues	3,556,489.00	13,479.86	2,019,720.53	0.00	2,019,720.53	56.8%
<u>Expenses</u>							
5210-07800	Federal Subrecipient, Independence Public Schools	220,754.00	0.00	398,500.49	0.00	398,500.49	180.5%
5210-08550	Federal Subrecipient, Kansas City Public Schools	200,000.00	0.00	0.00	0.00	0.00	0.0%
5210-13205	Federal Subrecipient, Operation Breakthrough	334,328.00	0.00	280,976.40	0.00	280,976.40	84.0%
5210-20425	Federal Subrecipient, YMCA Of Greater Kansas City	531,931.00	0.00	313,959.00	0.00	313,959.00	59.0%
5220-00000	Contracted Service	250,102.00	0.00	112,919.50	16,195.79	129,115.29	45.1%
5220-02590	Contracted Service, Cornerstones of Care	10,000.00	850.00	10,000.00	0.00	10,000.00	100.0%
5220-05042	Contracted Service, Erikson Institute	26,200.00	0.00	24,200.00	2,000.00	26,200.00	92.4%
5220-18027	Contracted Service, True Journey Consulting	10,000.00	2,000.00	5,250.00	4,750.00	10,000.00	52.5%
5220-19260	Contracted Service, Pam Wyman	2,160.00	2,160.00	2,160.00	0.00	2,160.00	100.0%
5220-19542	Contracted Service, Pam Wine	10,000.00	800.00	4,600.00	5,400.00	10,000.00	46.0%
5250-00000	Media Advertising (TV, Radio)	36,377.80	2,351.83	38,729.63	0.00	38,729.63	106.5%
5420-00000	Out of Region Travel	8,705.91	(6,936.38)	1,769.53	0.00	1,769.53	20.3%
5440-00000	Meeting	6,000.00	2,302.17	4,032.10	0.00	4,032.10	67.2%
5600-00000	Classified Ads	105.00	0.00	105.00	0.00	105.00	100.0%
5625-00000	Child Care Reimbursements	7,200.00	1,230.00	2,790.00	0.00	2,790.00	38.8%
5660-00000	Other Expense	493,694.43	0.00	215,443.78	0.00	215,443.78	43.6%
5660-00009	Other Expense, Ability KC	137,203.00	0.00	50,173.88	0.00	50,173.88	36.6%
5660-01690	Other Expense, Blue Springs School	18,000.00	0.00	17,060.00	0.00	17,060.00	94.8%
5660-02565	Other Expense, Raytown School District	86,349.00	4,261.00	20,652.00	0.00	20,652.00	23.9%
5660-04923	Other Expense, Emmanuel F&C Dev. Ctr	224,155.00	0.00	30,249.47	0.00	30,249.47	13.5%
5660-05133	Other Expense, Excelsior Springs	200,000.00	0.00	0.00	0.00	0.00	0.0%
5660-05391	Other Expense, Front Porch Alliance	8,882.00	0.00	21,288.50	0.00	21,288.50	239.7%
5660-06160	Other Expense, Guadalupe Center Inc	53,233.00	0.00	55,548.65	0.00	55,548.65	104.4%
5660-09516	Other Expense, LEARN-A-LOT	118,401.00	0.00	98,701.28	0.00	98,701.28	83.4%
5660-18116	Other Expense, United Inner City Services	366,764.00	0.00	247,881.72	0.00	247,881.72	67.6%
5700-00000	Supplies and General Expense	194,689.00	4,461.24	61,474.74	0.00	61,474.74	31.6%
6000-00000	Salaries - Regular - Direct	624.38	0.00	624.38	0.00	624.38	100.0%
6100-00000	Fr Benefits - Regular - Direct	305.32	0.00	305.32	0.00	305.32	100.0%
6800-00000	Indirect Costs - Regular	297.50	0.00	297.50	0.00	297.50	100.0%
6830-00000	Indirect Costs - Subsidy Trans	(9.29)	0.00	(9.29)	0.00	(9.29)	100.0%
6910-00000	Rent - MARC Main Office Space	36.95	0.00	36.95	0.00	36.95	100.0%
	Total Expenses	3,556,489.00	13,479.86	2,019,720.53	28,345.79	2,048,066.32	56.8%
Balance / % Remaining						1,536,768.47	43.2%
GRAND TOTAL		3,556,489.00	13,479.86	2,019,720.53	28,345.79	2,048,066.32	56.8%

MID-AMERICA REGIONAL COUNCIL (MARC)
48530 MO EHS FY22-23
For the Eleven Months Ending Wednesday, November 30, 2022
Income Statement

Account	Description	Cumulative Budget	Current Month	Cumulative Actual	Obligations Encumbrances	Cumulative Total	Actual % Spent
<u>Revenues</u>							
4211-00000	State Grant Revenue	\$1,493,500.00	\$74,934.20	\$383,941.91	\$0.00	\$383,941.91	25.7%
	Total Revenues	1,493,500.00	74,934.20	383,941.91	0.00	383,941.91	25.7%
<u>Expenses</u>							
5220-07800	Contracted Service, Independence Public Schools	667,000.00	74,934.20	202,173.88	464,826.12	667,000.00	30.3%
5220-13205	Contracted Service, Operation Breakthrough Inc	826,500.00	0.00	181,768.03	644,731.97	826,500.00	22.0%
	Total Expenses	1,493,500.00	74,934.20	383,941.91	1,109,558.09	1,493,500.00	25.7%
Balance / % Remaining						1,109,558.09	74.3%
GRAND TOTAL		1,493,500.00	74,934.20	383,941.91	1,109,558.09	1,493,500.00	25.7%

MID-AMERICA REGIONAL COUNCIL (MARC)
41700 HS Local Community Support
For the Eleven Months Ending Wednesday, November 30, 2022

Account	Description	Cumulative Budget	Current Month	Cumulative Actual	Obligations Encumbrances	Cumulative Total	Actual % Spent
<u>Revenues</u>							
4390-00000	Program Income	\$26,014.25	\$0.00	\$24,178.07	\$0.00	\$24,178.07	92.9%
	Total Revenues	26,014.25	0.00	24,178.07	0.00	24,178.07	92.9%
<u>Expenses</u>							
5220-00000	Contracted Service	1,460.50	0.00	1,910.50	0.00	1,910.50	130.8%
5220-04795	Contracted Service, Carol Dietzschold	2,500.80	0.00	2,500.80	0.00	2,500.80	100.0%
5220-14545	Contracted Service, Proprio Language Services	802.70	0.00	802.70	0.00	802.70	100.0%
5420-00000	Out of Region Travel	403.85	0.00	403.22	0.00	403.22	99.8%
5431-00000	Registration Fees	535.00	0.00	535.00	0.00	535.00	100.0%
5440-00000	Meeting	1,829.55	0.00	1,829.55	0.00	1,829.55	100.0%
5625-00000	Child Care Reimbursements	664.19	0.00	664.19	0.00	664.19	100.0%
5660-00000	Other Expense	13,561.30	0.00	11,275.75	0.00	11,275.75	83.1%
5685-00000	Printing	1,563.21	0.00	1,563.21	0.00	1,563.21	100.0%
5700-00000	Supplies and General Expense	71.15	0.00	71.15	0.00	71.15	100.0%
5760-00000	Training Expense	2,622.00	0.00	2,622.00	0.00	2,622.00	100.0%
	Total Expenses	26,014.25	0.00	24,178.07	0.00	24,178.07	92.9%
GRAND TOTAL							
		26,014.25	0.00	24,178.07	0.00	24,178.07	92.9%

MID-AMERICA REGIONAL COUNCIL (MARC)
41750 HRSA MCHB - P4 Challenge FY21
For the Eleven Months Ending Wednesday, November 30, 2022

Account	Description	Cumulative Budget	Current Month	Cumulative Actual	Obligations Encumbrances	Cumulative Total	Actual % Spent
<u>Revenues</u>							
4390-00000	Program Income	\$35,000.00	\$110.00	\$1,433.15	\$0.00	\$1,433.15	4.1%
	Total Revenues	35,000.00	110.00	1,433.15	0.00	1,433.15	4.1%
<u>Expenses</u>							
5660-00000	Other Expense	35,000.00	110.00	1,433.15	0.00	1,433.15	4.1%
	Total Expenses	35,000.00	110.00	1,433.15	0.00	1,433.15	4.1%
GRAND TOTAL		35,000.00	110.00	1,433.15	0.00	1,433.15	4.1%

MID-AMERICA REGIONAL COUNCIL (MARC)
42200 Federal Core HS/EHS FY21-22
For the Eleven Months Ending Wednesday, November 30, 2022

Account	Description	Cumulative Budget	Current Month	Cumulative Actual	Obligations Encumbrances	Cumulative Total	Actual % Spent
<u>Revenues</u>							
4111-00000	Federal Grant Revenue	\$27,886,444.00	\$2,010,839.51	\$25,086,553.31	\$0.00	\$25,086,553.31	90.0%
4511-00000	Contributed Services	0.00	520,302.92	3,031,061.73	0.00	3,031,061.73	-----
	Total Revenues	<u>27,886,444.00</u>	<u>2,531,142.43</u>	<u>28,117,615.04</u>	<u>0.00</u>	<u>28,117,615.04</u>	<u>100.8%</u>
<u>Expenses</u>							
5210-07800	Federal Subrecipient, Independence Public Schools	3,039,969.00	450,688.59	3,096,821.04	100,370.70	3,197,191.74	101.9%
5210-08550	Federal Subrecipient, Kansas City Public Schools	5,160,425.00	0.00	3,815,375.47	(1,097,832.89)	2,717,542.58	73.9%
5210-13205	Federal Subrecipient, Operation Breakthrough	2,486,846.00	0.00	2,018,899.55	467,946.45	2,486,846.00	81.2%
5210-20425	Federal Subrecipient, YMCA of Greater Kansas City	5,133,751.00	673,831.58	4,434,499.80	780,182.80	5,214,682.60	86.4%
5220-00009	Contracted Service, Ability KC	253,453.00	21,121.12	253,453.00	0.00	253,453.00	100.0%
5220-01690	Contracted Service, Blue Springs School District	158,420.00	13,201.63	158,420.00	0.00	158,420.00	100.0%
5220-02370	Contracted Service, Grandview School District	513,284.00	42,773.69	513,284.00	0.00	513,284.00	100.0%
5220-02565	Contracted Service, Raytown School District	403,920.00	33,660.00	403,920.00	0.00	403,920.00	100.0%
5220-03770	Contracted Service, Center School District	653,475.00	54,456.25	653,475.00	0.00	653,475.00	100.0%
5220-04923	Contracted Service, Emmanuel F&C Dev Ctr	479,434.00	39,952.84	479,434.00	0.00	479,434.00	100.0%
5220-05133	Contracted Service, Excelsior Springs School District	316,800.00	0.00	258,100.00	58,700.00	316,800.00	81.5%
5220-05391	Contracted Service, Front Porch Alliance	223,632.00	23,223.00	223,632.00	0.00	223,632.00	100.0%
5220-05515	Contracted Service, The Family Conservancy	944,160.00	78,680.00	944,160.00	0.00	944,160.00	100.0%
5220-06160	Contracted Service, Guadalupe Center Inc	642,720.00	53,560.00	642,720.00	0.00	642,720.00	100.0%
5220-09516	Contracted Service, Learn A Lot Academy	636,215.00	53,017.96	636,215.00	0.00	636,215.00	100.0%
5220-09715	Contracted Service, Lee's Summit School District	511,192.00	42,599.37	511,192.00	0.00	511,192.00	100.0%
5220-18116	Contracted Service, EarlystART (UICS)	1,208,690.00	186,944.88	1,294,910.75	0.00	1,294,910.75	107.1%
5220-00000	Contracted Service	201,256.00	1,315.00	135,288.03	0.00	135,288.03	67.2%
5220-02212	Contracted Service, Ann Camey	51,840.00	3,206.25	51,840.00	0.00	51,840.00	100.0%
5220-02226	Contracted Service, Twoana Clark-Sheppard	0.00	0.00	380.00	0.00	380.00	-----
5220-02590	Contracted Service, Cornerstones of Care	24,000.00	0.00	24,000.00	0.00	24,000.00	100.0%
5220-02937	Contracted Service, Marcos Castillo	10,000.00	0.00	5,175.00	4,825.00	10,000.00	51.8%
5220-03245	Contracted Service, Child Plus	50,427.00	0.00	50,426.53	0.00	50,426.53	100.0%
5220-04795	Contracted Service, Carol Dietzschold	26,000.00	0.00	30,780.00	2,220.00	33,000.00	118.4%
5220-05105	Contracted Service, Easter Seals Midwest	10,000.00	1,000.00	4,558.53	5,441.47	10,000.00	45.6%
5220-05515	Contracted Service, The Family Conservancy	149,050.00	7,750.00	118,482.75	30,567.25	149,050.00	79.5%
5220-06037	Contracted Service, Suzanne Grace	45,950.00	7,165.00	41,335.00	4,615.00	45,950.00	90.0%
5220-07982	Contracted Service, Jewish Vocational Service	30,000.00	1,696.93	19,775.39	10,224.61	30,000.00	65.9%
5220-08003	Contracted Service, Jewish Family Services	10,000.00	0.00	3,500.00	6,500.00	10,000.00	35.0%
5220-08753	Contracted Service, KVC	10,000.00	1,250.00	5,125.00	4,875.00	10,000.00	51.3%
5220-09503	Contracted Service, Angela Lanigan	5,000.00	0.00	975.00	4,025.00	5,000.00	19.5%
5220-10621	Contracted Service, MBD Business Service (Maria Brobst	20,000.00	1,375.00	6,843.75	13,156.25	20,000.00	34.2%

MID-AMERICA REGIONAL COUNCIL (MARC)
42200 Federal Core HS/EHS FY21-22
For the Eleven Months Ending Wednesday, November 30, 2022

Account	Description	Cumulative Budget	Current Month	Cumulative Actual	Obligations Encumbrances	Cumulative Total	Actual % Spent
5220-10689	Contracted Service, Georgia Mueller	22,440.00	2,351.25	22,106.25	333.75	22,440.00	98.5%
5220-11375	Contracted Service, Alma Rivera Morales	0.00	0.00	1,287.50	0.00	1,287.50	-----
5220-13247	Contracted Service, Karen Osborn	54,000.00	4,702.50	54,000.00	0.00	54,000.00	100.0%
5220-14545	Contracted Service, Proprio Language Services	55,000.00	5,689.62	31,534.82	23,842.65	55,377.47	57.3%
5220-14906	Contracted Service, Reflect to Connect Psychology	10,000.00	500.00	5,291.75	4,708.25	10,000.00	52.9%
5220-15905	Contracted Service, Bridgette Smith	0.00	0.00	1,800.00	0.00	1,800.00	-----
5220-16089	Contracted Service, Social Work PRN	20,000.00	620.00	10,095.28	9,904.72	20,000.00	50.5%
5220-16142	Contracted Service, Mary Signer	37,920.00	3,386.25	30,555.00	7,365.00	37,920.00	80.6%
5220-17930	Contracted Service, Amy Thompson	86,000.00	6,156.25	86,000.00	0.00	86,000.00	100.0%
5220-18027	Contracted Service, True Journey Consulting	10,000.00	0.00	10,000.00	0.00	10,000.00	100.0%
5220-18835	Contracted Service, Verizon Wireless	15,400.00	0.00	12,805.42	0.00	12,805.42	83.2%
5220-19260	Contracted Service, Pam Wyman	23,040.00	585.00	25,065.00	0.00	25,065.00	108.8%
5220-19542	Contracted Service, Pam Wine	10,000.00	0.00	10,000.00	0.00	10,000.00	100.0%
5220-20260	Contracted Service, Pam Wyman	0.00	0.00	0.00	0.00	0.00	-----
5220-20660	Contracted Service, Kathi Winkler	30,000.00	1,140.00	22,560.00	7,440.00	30,000.00	75.2%
5230-00000	Legal Fees	5,000.00	0.00	132.00	0.00	132.00	2.6%
5310-00000	Insurance	10,236.00	0.00	14,004.00	0.00	14,004.00	136.8%
5410-00000	In Region Travel	20,000.00	1,500.88	5,929.72	0.00	5,929.72	29.6%
5420-00000	Out of Region Travel	54,637.78	16,916.94	62,064.81	0.00	62,064.81	113.6%
5430-00000	Registration Fees	40,949.00	4,470.21	32,269.21	0.00	32,269.21	78.8%
5440-00000	Meeting	23,236.00	3,743.92	15,577.11	0.00	15,577.11	67.0%
5450-00000	Periodical & Subscriptions	530.00	0.00	265.00	0.00	265.00	50.0%
5450-20545	Periodical & Subscriptions, WIPFLI	995.00	0.00	995.00	0.00	995.00	100.0%
5460-00000	Professional Memberships	4,474.00	670.75	3,895.75	0.00	3,895.75	87.1%
5625-00000	Child Care Reimbursements	19,447.70	1,083.80	6,638.75	0.00	6,638.75	34.1%
5660-00000	Other Expense	164,418.52	1,144.13	70,485.55	0.00	70,485.55	42.9%
5685-00000	Printing	11,000.00	0.00	1,676.25	0.00	1,676.25	15.2%
5700-00000	Supplies and General Expense	133,636.00	13,238.46	207,808.48	0.00	207,808.48	155.5%
5706-00000	Supplies - Equipment - <\$2,000	70,301.00	22,169.14	26,001.31	0.00	26,001.31	37.0%
5760-00000	Training Expense	55,943.00	1,740.82	29,996.50	0.00	29,996.50	53.6%
5760-00009	Training Expense, Ability KC	5,483.00	0.00	0.00	5,483.00	5,483.00	0.0%
5760-01690	Training Expense, Blue Springs School District	4,033.00	816.74	1,846.05	2,186.95	4,033.00	45.8%
5760-02370	Training Expense, Grandview School District	9,246.00	131.32	7,401.51	1,844.49	9,246.00	80.1%
5760-02565	Training Expense, Raytown School District	8,335.00	5,457.99	5,457.99	2,877.01	8,335.00	65.5%
5760-03770	Training Expense, Center School District	12,369.00	0.00	1,150.00	11,819.00	12,969.00	9.3%
5760-04923	Training Expense, Emmanuel F&C Dev Ctr	9,313.00	0.00	9,422.07	0.00	9,422.07	101.2%
5760-05133	Training Expense, Excelsior Springs School District	6,718.00	0.00	4,080.00	2,638.00	6,718.00	60.7%
5760-05391	Training Expense, Front Porch Alliance	2,933.00	0.00	0.00	2,933.00	2,933.00	0.0%
5760-05515	Training Expense, The Family Conservancy	10,949.00	0.00	5,625.39	5,323.61	10,949.00	51.4%
5760-06160	Training Expense, Guadalupe Center Inc	13,435.00	0.00	11,623.80	1,811.20	13,435.00	86.5%
5760-09516	Training Expense, Learn A Lot Academy	11,636.00	5,939.85	7,797.84	3,838.16	11,636.00	67.0%
5760-09715	Training Expense, Lee's Summit School District	9,105.00	2,545.62	2,545.62	6,559.38	9,105.00	28.0%

MID-AMERICA REGIONAL COUNCIL (MARC)
42200 Federal Core HS/EHS FY21-22
For the Eleven Months Ending Wednesday, November 30, 2022

Account	Description	Cumulative Budget	Current Month	Cumulative Actual	Obligations Encumbrances	Cumulative Total	Actual % Spent
5760-18116	Training Expense, EarlystART (UICS)	22,706.00	22,680.73	22,680.73	1,365.13	24,045.86	99.9%
6000-00000	Salaries - Regular - Direct	1,715,593.00	44,234.10	1,690,518.00	0.00	1,690,518.00	98.5%
6100-00000	Fr Benefits - Regular - Direct	823,485.00	21,630.47	824,397.32	0.00	824,397.32	100.1%
6800-00000	Indirect Costs - Regular	805,023.00	21,076.67	799,928.73	0.00	799,928.73	99.4%
6830-00000	Indirect Costs - Subsidy Trans	(40,761.00)	(658.65)	(23,658.59)	0.00	(23,658.59)	58.0%
6910-00000	Rent - MARC Main Office Space	58,330.00	2,705.66	77,899.80	0.00	77,899.80	133.6%
	Total Expenses	27,886,444.00	2,010,839.51	25,086,553.31	498,089.94	25,584,643.25	90.0%
Balance / % Remaining						2,799,890.69	10.0%
7000-07800	Contributed Services, Independence Public Schools	0.00	465,064.61	1,399,345.76	0.00	1,399,345.76	0%
7000-08550	Contributed Services, Kansas City Public Schools	0.00	0.00	273,562.42	0.00	273,562.42	0%
7000-13205	Contributed Services, Operation Breakthrough	0.00	0.00	534,357.78	0.00	534,357.78	0%
7000-20425	Contributed Services, YMCA Of Greater Kansas City	0.00	55,238.31	823,795.77	0.00	823,795.77	0%
	Total Contributed Services	0.00	520,302.92	3,031,061.73	0.00	3,031,061.73	----
GRAND TOTAL		27,886,444.00	2,531,142.43	28,117,615.04	498,089.94	28,615,704.98	100.8%
DSPs		22,892,647.00		20,418,142.61			89.2%
Contractual Agrmnts		1,017,323.00		821,586.00			80.8%
MARC Admin		3,976,474.00		3,846,824.70			96.7%
		27,886,444.00		25,086,553.31			90.0%

MID-AMERICA REGIONAL COUNCIL (MARC)
42135 Federal EHS Expansion FY21-22
For the Eleven Months Ending Wednesday, November 30, 2022

Account	Description	Cumulative Budget	Current Month	Cumulative Actual	Obligations Encumbrances	Cumulative Total	Actual % Spent
<u>Revenues</u>							
4111-00000	Federal Grant Revenue	\$1,723,468.00	\$14,143.30	\$1,719,375.49	\$0.00	\$1,719,375.49	99.8%
4511-00000	Contributed Services	0.00	0.00	224,412.64	0.00	224,412.64	-----
	Total Revenues	1,723,468.00	14,143.30	1,943,788.13	0.00	1,943,788.13	112.8%
<u>Expenses</u>							
5210-08550	Federal Subrecipient, Kansas City Public Schools	340,941.00	7,206.92	364,462.48	10,228.86	374,691.34	106.9%
5210-13205	Federal Subrecipient, Operation Breakthrough	582,934.00	0.00	577,789.72	6,848.00	584,637.72	99.1%
5220-00000	Contracted Service, Blue Springs Schools	284,576.00	0.00	284,576.00	0.00	284,576.00	100.0%
5220-01690	Contracted Service, Learn A Lot	213,432.00	0.00	212,261.40	0.00	212,261.40	99.5%
5220-09516	Contracted Service, United Inner City Services	142,288.00	0.00	142,288.00	0.00	142,288.00	100.0%
5220-18116	Contracted Service	0.00	0.00	2,597.13	0.00	2,597.13	-----
5410-00000	In Region Travel	865.00	0.00	0.00	0.00	0.00	0.0%
5420-00000	Out of Region Travel	11,954.00	6,936.38	21,609.36	0.00	21,609.36	180.8%
5430-00000	Registration Fees	8,100.00	0.00	4,554.00	0.00	4,554.00	56.2%
5700-00000	Supplies and General Expense	3,733.00	0.00	524.86	0.00	524.86	14.1%
5760-00000	Training Expense	1,717.00	0.00	0.00	0.00	0.00	0.0%
5760-01690	Training Expense, Blue Springs School	6,891.00	0.00	4,130.31	5,121.33	9,251.64	59.9%
5760-09516	Training Expense, Learn A Lot	5,168.00	0.00	620.43	4,613.02	5,233.45	12.0%
5760-18116	Training Expense, United Inner City Services	3,445.00	0.00	3,443.71	1.29	3,445.00	100.0%
6000-00000	Salaries - Regular - Direct	59,926.00	0.00	50,650.29	0.00	50,650.29	84.5%
6100-00000	Fr Benefits - Regular - Direct	28,765.00	0.00	24,627.27	0.00	24,627.27	85.6%
6800-00000	Indirect Costs - Regular	28,118.00	0.00	23,779.97	0.00	23,779.97	84.6%
6830-00000	Indirect Costs - Subsidy Trans	(1,422.00)	0.00	(653.07)	0.00	(653.07)	45.9%
6910-00000	Rent - MARC Main Office Space	2,037.00	0.00	2,113.63	0.00	2,113.63	103.8%
	Total Expenses	1,723,468.00	14,143.30	1,719,375.49	26,812.50	1,746,187.99	99.8%
Balance / % Remaining						4,092.51	0.2%
7000-08550	Contributed Services, Kansas City Public Schools	0.00	0.00	0.00	0.00	0.00	-----
7000-13205	Contributed Services, Operation Breakthrough, Inc	0.00	0.00	224,412.64	0.00	224,412.64	-----
	Total Contributed Services	0.00	0.00	224,412.64	0.00	224,412.64	-----
GRAND TOTAL		1,723,468.00	14,143.30	1,943,788.13	26,812.50	1,970,600.63	112.8%
DSPs		1,579,675.00		1,589,572.05			100.6%
MARC Admin		143,793.00		129,803.44			90.3%
		1,723,468.00		1,719,375.49			99.8%

MID-AMERICA REGIONAL COUNCIL (MARC)
46808 Parent Café Trng Inst FY22
For the Eleven Months Ending Wednesday, November 30, 2022

Account	Description	Cumulative Budget	Current Month	Cumulative Actual	Obligations Encumbrances	Cumulative Total	Actual % Spent
<u>Revenues</u>							
4390-00000	Program Income	\$16,200.00	\$0.00	\$0.00	\$0.00	\$0.00	0.0%
	Total Revenues	16,200.00	0.00	0.00	0.00	0.00	0.0%
<u>Expenses</u>							
5220-05616	Contracted Service, L Ferrara	2,640.00	0.00	0.00	2,640.00	2,640.00	0.0%
5410-00000	In Region Travel	2,940.00	0.00	0.00	0.00	0.00	0.0%
5440-00000	Meeting	1,200.00	0.00	0.00	0.00	0.00	0.0%
5625-00000	Child Care Reimbursements	6,700.00	0.00	0.00	0.00	0.00	0.0%
5660-00000	Other Expense	1,470.00	0.00	0.00	0.00	0.00	0.0%
5700-00000	Supplies and General Expense	1,250.00	0.00	0.00	0.00	0.00	0.0%
	Total Expenses	16,200.00	0.00	0.00	2,640.00	2,640.00	0.0%
GRAND TOTAL		16,200.00	0.00	0.00	2,640.00	2,640.00	0.0%

MID-AMERICA REGIONAL COUNCIL (MARC)
42210 Federal Core HS/EHS FY22-23
For the One Month Ending Tuesday, January 31, 2023

Account	Description	Cumulative Budget	Current Month	Cumulative Actual	Obligations Encumbrances	Cumulative Total	Actual % Spent
<u>Revenues</u>							
4111-00000	Federal Grant Revenue	\$27,886,444.00	\$320,618.42	\$4,345,248.91	\$0.00	\$4,345,248.91	15.6%
4511-00000	Contributed Services	0.00	0.00	310,297.96	0.00	310,297.96	-----
	Total Revenues	<u>27,886,444.00</u>	<u>320,618.42</u>	<u>4,655,546.87</u>	<u>0.00</u>	<u>4,655,546.87</u>	<u>16.7%</u>
<u>Expenses</u>							
5210-07800	Federal Subrecipient, Independence Public Schools	3,039,969.00	0.00	528,972.55	2,510,996.45	3,039,969.00	17.4%
5210-08550	Federal Subrecipient, Kansas City Public Schools	5,160,425.00	0.00	640,311.78	4,520,113.22	5,160,425.00	12.4%
5210-13205	Federal Subrecipient, Operation Breakthrough	2,486,846.00	0.00	404,849.99	2,081,996.01	2,486,846.00	16.3%
5210-20425	Federal Subrecipient, YMCA of Greater Kansas City	5,164,861.00	0.00	621,901.61	4,542,959.39	5,164,861.00	12.0%
5223-00009	Contracted Services - Tier 1, Ability KC	253,453.00	0.00	42,242.16	211,210.84	253,453.00	16.7%
5223-01690	Contracted Services - Tier 1, Blue Springs School District	158,420.00	13,201.67	39,605.01	118,814.99	158,420.00	25.0%
5223-02370	Contracted Services - Tier 1, Grandview School District	513,284.00	0.00	85,547.34	427,736.66	513,284.00	16.7%
5223-02565	Contracted Services - Tier 1, Raytown School District	403,920.00	0.00	67,320.00	336,600.00	403,920.00	16.7%
5223-04923	Contracted Services - Tier 1, Emmanuel F&C Dev Ctr	479,434.00	39,952.83	119,858.49	359,575.51	479,434.00	25.0%
5223-05133	Contracted Services - Tier 1, Excelsior Springs School Dis	316,800.00	0.00	52,800.00	264,000.00	316,800.00	16.7%
5223-05391	Contracted Services - Tier 1, Front Porch Alliance	223,632.00	0.00	37,272.00	186,360.00	223,632.00	16.7%
5223-06160	Contracted Services - Tier 1, Guadalupe Center Inc	642,720.00	0.00	107,120.00	535,600.00	642,720.00	16.7%
5223-09516	Contracted Services - Tier 1, Learn A Lot Academy	636,215.00	0.00	106,035.82	530,179.18	636,215.00	16.7%
5223-09715	Contracted Services - Tier 1, Lee's Summit School District	511,192.00	0.00	85,198.68	425,993.32	511,192.00	16.7%
5224-03770	Contracted Services - Tier 2, Center School District	653,475.00	0.00	108,912.50	544,562.50	653,475.00	16.7%
5224-05515	Contracted Services - Tier 2, The Family Conservancy	944,160.00	0.00	157,360.00	786,800.00	944,160.00	16.7%
5224-18116	Contracted Services - Tier 2, EarlystART (UICS)	1,208,690.00	0.00	201,448.34	1,007,241.66	1,208,690.00	16.7%
5220-00000	Contracted Service	149,510.00	8,793.52	20,749.56	0.00	20,749.56	13.9%
5220-02212	Contracted Service, Ann Camey	51,840.00	0.00	7,785.00	44,055.00	51,840.00	15.0%
5220-02226	Contracted Service, Twoana Clark-Sheppard	8,000.00	0.00	0.00	0.00	0.00	0.0%
5220-02361	Contracted Service, Cultivating Potential (Amy Thompson	0.00	0.00	12,548.90	65,451.10	78,000.00	-----
5220-02590	Contracted Service, Cornerstones of Care	34,000.00	0.00	2,650.00	31,350.00	34,000.00	7.8%
5220-02937	Contracted Service, Marcos Castillo	5,000.00	0.00	306.25	4,693.75	5,000.00	6.1%
5220-03245	Contracted Service, Child Plus	50,427.00	3,837.80	11,513.40	0.00	11,513.40	22.8%
5220-04795	Contracted Service, Carol Dietzschold	26,000.00	0.00	4,714.80	21,285.20	26,000.00	18.1%
5220-05105	Contracted Service, Easter Seals Midwest	10,000.00	0.00	440.00	9,560.00	10,000.00	4.4%
5220-05515	Contracted Service, The Family Conservancy	141,050.00	0.00	6,075.00	79,975.00	86,050.00	4.3%
5220-06037	Contracted Service, Suzanne Grace	45,950.00	0.00	7,693.75	38,256.25	45,950.00	16.7%
5220-07982	Contracted Service, Jewish Vocational Service	30,000.00	0.00	2,692.62	27,307.38	30,000.00	9.0%
5220-08003	Contracted Service, Jewish Family Services	10,000.00	0.00	0.00	10,000.00	10,000.00	0.0%
5220-08753	Contracted Service, KVC	5,000.00	0.00	0.00	5,000.00	5,000.00	0.0%

MID-AMERICA REGIONAL COUNCIL (MARC)
42210 Federal Core HS/EHS FY22-23
For the One Month Ending Tuesday, January 31, 2023

Account	Description	Cumulative Budget	Current Month	Cumulative Actual	Obligations Encumbrances	Cumulative Total	Actual % Spent
5220-09503	Contracted Service, Angela Lanigan	5,000.00	0.00	0.00	5,000.00	5,000.00	0.0%
5220-10492	Contracted Service, Crystalynn Belt	0.00	0.00	672.50	7,327.50	8,000.00	-----
5220-10621	Contracted Service, MBD Business Service (Maria Brobst	10,000.00	0.00	877.50	9,122.50	10,000.00	8.8%
5220-10689	Contracted Service, Georgia Mueller	22,440.00	0.00	4,297.50	18,142.50	22,440.00	19.2%
5220-13247	Contracted Service, Karen Osborn	54,000.00	0.00	8,392.50	45,607.50	54,000.00	15.5%
5220-14545	Contracted Service, Proprio Language Services	55,000.00	0.00	4,400.08	50,599.92	55,000.00	8.0%
5220-14906	Contracted Service, Reflect to Connect Psychology	10,000.00	0.00	3,025.00	6,975.00	10,000.00	30.3%
5220-16089	Contracted Service, Social Work PRN	30,000.00	0.00	1,585.18	28,414.82	30,000.00	5.3%
5220-16142	Contracted Service, Mary Signer	37,920.00	0.00	1,290.00	10,710.00	12,000.00	3.4%
5220-16925	Contracted Service, Liz Smith	0.00	0.00	5,028.75	22,331.25	27,360.00	-----
5220-16926	Contracted Service, Partners in Play (Jill Smith)	0.00	0.00	67.50	7,932.50	8,000.00	-----
5220-17930	Contracted Service, Amy Thompson	78,000.00	0.00	0.00	0.00	0.00	0.0%
5220-18027	Contracted Service, True Journey Consulting	15,000.00	0.00	0.00	15,000.00	15,000.00	0.0%
5220-19542	Contracted Service, Pam Wine	15,000.00	0.00	0.00	15,000.00	15,000.00	0.0%
5220-20260	Contracted Service, Pam Wyman	30,240.00	0.00	5,422.50	24,817.50	30,240.00	17.9%
5220-20660	Contracted Service, Kathi Winkler	20,000.00	0.00	2,160.00	17,840.00	20,000.00	10.8%
5230-00000	Legal Fees	5,000.00	0.00	0.00	0.00	0.00	0.0%
5240-00000	Service Agreements	30,366.00	30.40	1,279.26	0.00	1,279.26	4.2%
5240-18835	Service Agreements, Verizon Wireless	15,400.00	0.00	1,280.39	0.00	1,280.39	8.3%
5310-00000	Insurance	10,236.00	1,215.00	3,645.00	0.00	3,645.00	35.6%
5410-00000	In Region Travel	10,000.00	0.00	1,485.88	0.00	1,485.88	14.9%
5420-00000	Out of Region Travel	50,532.00	257.28	13,066.01	0.00	13,066.01	25.9%
5430-00000	Registration Fees	34,835.00	795.00	1,879.00	0.00	1,879.00	5.4%
5440-00000	Meeting	21,225.00	619.79	6,175.65	0.00	6,175.65	29.1%
5450-00000	Periodical & Subscriptions	530.00	0.00	19.99	0.00	19.99	3.8%
5450-20545	Periodical & Subscriptions, WIPFLI	995.00	0.00	0.00	0.00	0.00	0.0%
5460-00000	Professional Memberships	4,674.00	0.00	5,350.00	0.00	5,350.00	114.5%
5625-00000	Child Care Reimbursements	18,540.00	0.00	1,041.03	0.00	1,041.03	5.6%
5660-00000	Other Expense	28,850.00	500.00	570.00	0.00	570.00	2.0%
5685-00000	Printing	15,000.00	0.00	0.00	0.00	0.00	0.0%
5700-00000	Supplies and General Expense	75,956.00	0.00	2,221.34	0.00	2,221.34	2.9%
5706-00000	Supplies - Equipment - <\$2,000	9,420.00	0.00	0.00	0.00	0.00	0.0%
5760-00000	Training Expense	55,943.00	0.00	1,170.00	0.00	1,170.00	2.1%
5760-00009	Training Expense, Ability KC	5,483.00	0.00	0.00	5,483.00	5,483.00	0.0%
5760-01690	Training Expense, Blue Springs School District	4,033.00	0.00	0.00	4,033.00	4,033.00	0.0%
5760-02370	Training Expense, Grandview School District	9,246.00	0.00	0.00	9,246.00	9,246.00	0.0%
5760-02565	Training Expense, Raytown School District	8,335.00	0.00	0.00	8,335.00	8,335.00	0.0%
5760-03770	Training Expense, Center School District	12,369.00	0.00	4,039.24	8,329.76	12,369.00	32.7%
5760-04923	Training Expense, Emmanuel F&C Dev Ctr	9,313.00	0.00	0.00	9,313.00	9,313.00	0.0%
5760-05133	Training Expense, Excelsior Springs School District	6,718.00	0.00	310.78	6,718.00	7,028.78	4.6%
5760-05391	Training Expense, Front Porch Alliance	2,933.00	0.00	0.00	2,933.00	2,933.00	0.0%

MID-AMERICA REGIONAL COUNCIL (MARC)
42210 Federal Core HS/EHS FY22-23
For the One Month Ending Tuesday, January 31, 2023

Account	Description	Cumulative Budget	Current Month	Cumulative Actual	Obligations Encumbrances	Cumulative Total	Actual % Spent
5760-05515	Training Expense, The Family Conservancy	10,949.00	0.00	0.00	10,949.00	10,949.00	0.0%
5760-06160	Training Expense, Guadalupe Center Inc	13,435.00	0.00	0.00	13,432.00	13,432.00	0.0%
5760-09516	Training Expense, Learn A Lot Academy	11,636.00	0.00	0.00	11,636.00	11,636.00	0.0%
5760-09715	Training Expense, Lee's Summit School District	9,105.00	0.00	0.00	9,105.00	9,105.00	0.0%
5760-18116	Training Expense, EarlystART (UICS)	22,706.00	0.00	260.00	22,446.00	22,706.00	1.1%
6000-00000	Salaries - Regular - Direct	1,788,326.00	124,381.59	388,510.98	0.00	388,510.98	21.7%
6100-00000	Fr Benefits - Regular - Direct	907,113.00	63,932.14	193,091.42	0.00	193,091.42	21.3%
6800-00000	Indirect Costs - Regular	862,540.00	57,059.06	182,911.45	0.00	182,911.45	21.2%
6830-00000	Indirect Costs - Subsidy Trans	(26,954.00)	(1,694.83)	(5,627.74)	0.00	(5,627.74)	20.9%
6910-00000	Rent - MARC Main Office Space	94,783.00	7,737.17	21,424.67	0.00	21,424.67	22.6%
	Total Expenses	27,886,444.00	320,618.42	4,345,248.91	20,134,453.16	24,479,702.07	15.6%
Balance / % Remaining						23,541,195.09	84.4%
7000-07800	Contributed Services, Independence Public Schools	0.00	0.00	128,643.65	0.00	128,643.65	0%
7000-08550	Contributed Services, Kansas City Public Schools	0.00	0.00	45,910.35	0.00	45,910.35	0%
7000-13205	Contributed Services, Operation Breakthrough	0.00	0.00	103,175.97	0.00	103,175.97	0%
7000-20425	Contributed Services, YMCA Of Greater Kansas City	0.00	0.00	32,567.99	0.00	32,567.99	0%
	Total Contributed Services	0.00	0.00	310,297.96	0.00	310,297.96	----
GRAND TOTAL		27,886,444.00	320,618.42	4,655,546.87	20,134,453.16	24,790,000.03	16.7%
DSPs		22,923,757.00		3,411,366.29			14.9%
Contractual Agrmnts		949,377.00		114,388.29			12.0%
MARC Admin		4,013,310.00		819,494.33			20.4%
		27,886,444.00		4,345,248.91			15.6%

MID-AMERICA REGIONAL COUNCIL (MARC)
42140 Federal EHS Expansion FY22-23
For the One Month Ending Tuesday, January 31, 2023

Account	Description	Cumulative Budget	Current Month	Cumulative Actual	Obligations Encumbrances	Cumulative Total	Actual % Spent
<u>Revenues</u>							
4111-00000	Federal Grant Revenue	\$1,771,901.00	\$34,417.73	\$431,279.47	\$0.00	\$431,279.47	24.3%
4511-00000	Contributed Services	0.00	0.00	54,281.74	0.00	54,281.74	-----
	Total Revenues	<u>1,771,901.00</u>	<u>34,417.73</u>	<u>485,561.21</u>	<u>0.00</u>	<u>485,561.21</u>	<u>27.4%</u>
<u>Expenses</u>							
5210-08550	Federal Subrecipient, Kansas City Public Schools	348,560.00	0.00	97,629.25	250,930.75	348,560.00	28.0%
5210-13205	Federal Subrecipient, Operation Breakthrough	595,911.00	0.00	201,682.44	394,228.56	595,911.00	33.8%
5220-01690	Contracted Service, Blue Springs School District	291,065.00	24,255.42	121,277.10	169,787.90	291,065.00	41.7%
5220-09516	Contracted Service, Learn A Lot Academy	218,299.00	0.00	72,766.32	145,532.68	218,299.00	33.3%
5220-17930	Contracted Service, EarlystART (UICS)	145,533.00	0.00	48,511.00	97,022.00	145,533.00	33.3%
5220-18116	Contracted Service, Amy Thompson	8,000.00	0.00	1,241.10	6,758.90	8,000.00	15.5%
5410-00000	In Region Travel	700.00	0.00	0.00	0.00	0.00	0.0%
5660-00000	Other Expense	10,000.00	0.00	0.00	0.00	0.00	0.0%
5700-00000	Supplies and General Expense	7,394.00	0.00	0.00	0.00	0.00	0.0%
5760-00000	Training Expense	1,717.00	0.00	0.00	0.00	0.00	0.0%
5760-01690	Training Expense, Blue Springs School District	6,891.00	0.00	0.00	6,891.00	6,891.00	0.0%
5760-09516	Training Expense, Learn A Lot Academy	5,168.00	0.00	0.00	5,168.00	5,168.00	0.0%
5760-18116	Training Expense, EarlystART (UICS)	3,445.00	0.00	0.00	3,445.00	3,445.00	0.0%
6000-00000	Salaries - Regular - Direct	64,493.00	5,027.56	19,574.03	0.00	19,574.03	30.4%
6100-00000	Fr Benefits - Regular - Direct	31,537.00	2,584.17	9,697.38	0.00	9,697.38	30.7%
6800-00000	Indirect Costs - Regular	31,358.00	2,306.34	9,237.44	0.00	9,237.44	29.5%
6830-00000	Indirect Costs - Subsidy Trans	(1,588.00)	(68.50)	(285.11)	0.00	(285.11)	18.0%
6910-00000	Rent - MARC Main Office Space	3,418.00	312.74	1,118.65	0.00	1,118.65	32.7%
	Total Expenses	<u>1,771,901.00</u>	<u>34,417.73</u>	<u>582,449.60</u>	<u>1,079,764.79</u>	<u>1,662,214.39</u>	<u>32.9%</u>
Balance / % Remaining						<u>1,189,451.40</u>	<u>67.1%</u>
7000-08550	Contributed Services, Kansas City Public Schools	0.00	0.00	4,266.40	0.00	4,266.40	0%
7000-13205	Contributed Services, Operation Breakthrough, Inc	<u>0.00</u>	<u>0.00</u>	<u>50,015.34</u>	<u>0.00</u>	<u>50,015.34</u>	<u>0%</u>
	Total Contributed Services	<u>0.00</u>	<u>0.00</u>	<u>54,281.74</u>	<u>0.00</u>	<u>54,281.74</u>	<u>-----</u>
GRAND TOTAL		<u>1,771,901.00</u>	<u>34,417.73</u>	<u>636,731.34</u>	<u>1,079,764.79</u>	<u>1,716,496.13</u>	<u>35.9%</u>
DSPs		1,614,872.00		541,866.11			33.6%
MARC Admin		157,029.00		40,583.49			25.8%
		<u>1,771,901.00</u>		<u>582,449.60</u>			<u>32.9%</u>

MID-AMERICA REGIONAL COUNCIL (MARC)
42205 COVID (CRRSAA/ARP) FY21-23
For the One Month Ending Tuesday, January 31, 2023

Account	Description	Cumulative Budget	Current Month	Cumulative Actual	Obligations Encumbrances	Cumulative Total	Actual % Spent
<u>Revenues</u>							
4111-00000	Federal Grant Revenue	\$3,556,489.00	\$34,467.27	\$2,305,105.43	\$0.00	\$2,305,105.43	64.8%
	Total Revenues	<u>3,556,489.00</u>	<u>34,467.27</u>	<u>2,305,105.43</u>	<u>0.00</u>	<u>2,305,105.43</u>	<u>64.8%</u>
<u>Expenses</u>							
5210-07800	Federal Subrecipient, Independence Public Schools	220,754.00	0.00	441,279.24	0.00	441,279.24	199.9%
5210-08550	Federal Subrecipient, Kansas City Public Schools	200,000.00	5,250.00	5,250.00	0.00	5,250.00	2.6%
5210-13205	Federal Subrecipient, Operation Breakthrough	334,328.00	0.00	323,332.23	0.00	323,332.23	96.7%
5210-20425	Federal Subrecipient, YMCA Of Greater Kansas City	531,931.00	0.00	336,524.95	0.00	336,524.95	63.3%
5220-00000	Contracted Service	250,102.00	0.00	124,350.30	16,195.79	140,546.09	49.7%
5220-02590	Contracted Service, Cornerstones of Care	10,000.00	0.00	10,000.00	0.00	10,000.00	100.0%
5220-05042	Contracted Service, Erikson Institute	26,200.00	0.00	24,200.00	2,000.00	26,200.00	92.4%
5220-18027	Contracted Service, True Journey Consulting	10,000.00	0.00	5,250.00	4,750.00	10,000.00	52.5%
5220-19260	Contracted Service, Pam Wyman	2,160.00	0.00	2,160.00	0.00	2,160.00	100.0%
5220-19542	Contracted Service, Pam Wine	10,000.00	0.00	4,600.00	5,400.00	10,000.00	46.0%
5250-00000	Media Advertising (TV, Radio)	36,377.80	0.00	38,729.63	0.00	38,729.63	106.5%
5420-00000	Out of Region Travel	8,705.91	0.00	4,525.02	0.00	4,525.02	52.0%
5440-00000	Meeting	6,000.00	0.00	4,341.10	0.00	4,341.10	72.4%
5600-00000	Classified Ads	105.00	0.00	105.00	0.00	105.00	100.0%
5625-00000	Child Care Reimbursements	7,200.00	0.00	2,790.00	0.00	2,790.00	38.8%
5660-00000	Other Expense	493,694.43	0.00	215,443.78	0.00	215,443.78	43.6%
5660-00009	Other Expense, Ability KC	137,203.00	0.00	50,173.88	0.00	50,173.88	36.6%
5660-01690	Other Expense, Blue Springs School District	18,000.00	0.00	17,060.00	0.00	17,060.00	94.8%
5660-02565	Other Expense, Raytown School District	86,349.00	0.00	28,707.75	0.00	28,707.75	33.2%
5660-04923	Other Expense, Emmanuel F&C Dev Ctr	224,155.00	0.00	37,394.87	0.00	37,394.87	16.7%
5660-05133	Other Expense, Excelsior Springs School District	200,000.00	0.00	0.00	0.00	0.00	0.0%
5660-05391	Other Expense, Front Porch Alliance	8,882.00	0.00	25,443.50	0.00	25,443.50	286.5%
5660-06160	Other Expense, Guadalupe Center Inc	53,233.00	0.00	56,672.78	0.00	56,672.78	106.5%
5660-09516	Other Expense, Learn A Lot Academy	118,401.00	29,217.27	143,199.55	0.00	143,199.55	120.9%
5660-18116	Other Expense, EarlystART (UICS)	366,764.00	0.00	338,946.95	0.00	338,946.95	92.4%
5700-00000	Supplies and General Expense	194,689.00	0.00	63,370.04	0.00	63,370.04	32.5%
6000-00000	Salaries - Regular - Direct	624.38	0.00	624.38	0.00	624.38	100.0%
6100-00000	Fr Benefits - Regular - Direct	305.32	0.00	305.32	0.00	305.32	100.0%
6800-00000	Indirect Costs - Regular	297.50	0.00	297.50	0.00	297.50	100.0%
6830-00000	Indirect Costs - Subsidy Trans	(9.29)	0.00	(9.29)	0.00	(9.29)	100.0%
6910-00000	Rent - MARC Main Office Space	36.95	0.00	36.95	0.00	36.95	100.0%
	Total Expenses	<u>3,556,489.00</u>	<u>34,467.27</u>	<u>2,305,105.43</u>	<u>28,345.79</u>	<u>2,333,451.22</u>	<u>64.8%</u>
Balance / % Remaining						<u>1,251,383.57</u>	<u>35.2%</u>
GRAND TOTAL		<u>3,556,489.00</u>	<u>34,467.27</u>	<u>2,305,105.43</u>	<u>28,345.79</u>	<u>2,333,451.22</u>	<u>64.8%</u>

MID-AMERICA REGIONAL COUNCIL (MARC)
48530 MO EHS FY22-23
For the One Month Ending Tuesday, January 31, 2023
Income Statement

Account	Description	Cumulative Budget	Current Month	Cumulative Actual	Obligations Encumbrances	Cumulative Total	Actual % Spent
<u>Revenues</u>							
4211-00000	State Grant Revenue	\$1,493,500.00	\$0.00	\$554,884.72	\$0.00	\$554,884.72	37.2%
	Total Revenues	<u>1,493,500.00</u>	<u>0.00</u>	<u>554,884.72</u>	<u>0.00</u>	<u>554,884.72</u>	<u>37.2%</u>
<u>Expenses</u>							
5220-07800	Contracted Service, Independence Public Schools	667,000.00	0.00	334,651.11	332,348.89	667,000.00	50.2%
5220-13205	Contracted Service, Operation Breakthrough Inc	826,500.00	0.00	358,377.34	468,122.66	826,500.00	43.4%
	Total Expenses	<u>1,493,500.00</u>	<u>0.00</u>	<u>693,028.45</u>	<u>800,471.55</u>	<u>1,493,500.00</u>	<u>46.4%</u>
Balance / % Remaining						<u>800,471.55</u>	<u>53.6%</u>
GRAND TOTAL		<u>1,493,500.00</u>	<u>0.00</u>	<u>693,028.45</u>	<u>800,471.55</u>	<u>1,493,500.00</u>	<u>46.4%</u>

MID-AMERICA REGIONAL COUNCIL (MARC)
41700 HS Local Community Support
For the One Month Ending Tuesday, January 31, 2023

Account	Description	Cumulative Budget	Current Month	Cumulative Actual	Obligations Encumbrances	Cumulative Total	Actual % Spent
<u>Revenues</u>							
4390-00000	Program Income	\$31,969.87	\$0.00	\$24,178.07	\$0.00	\$24,178.07	75.6%
	Total Revenues	31,969.87	0.00	24,178.07	0.00	24,178.07	75.6%
<u>Expenses</u>							
5220-00000	Contracted Service	1,460.50	0.00	1,910.50	0.00	1,910.50	130.8%
5220-04795	Contracted Service, Carol Dietzschold	2,500.80	0.00	2,500.80	0.00	2,500.80	100.0%
5220-14545	Contracted Service, Proprio Language Services	802.70	0.00	802.70	0.00	802.70	100.0%
5420-00000	Out of Region Travel	403.85	0.00	403.22	0.00	403.22	99.8%
5431-00000	Registration Fees	535.00	0.00	535.00	0.00	535.00	100.0%
5440-00000	Meeting	1,829.55	0.00	1,829.55	0.00	1,829.55	100.0%
5625-00000	Child Care Reimbursements	664.19	0.00	664.19	0.00	664.19	100.0%
5660-00000	Other Expense	13,561.30	0.00	11,275.75	0.00	11,275.75	83.1%
5685-00000	Printing	1,563.21	0.00	1,563.21	0.00	1,563.21	100.0%
5700-00000	Supplies and General Expense	6,026.77	0.00	71.15	0.00	71.15	1.2%
5760-00000	Training Expense	2,622.00	0.00	2,622.00	0.00	2,622.00	100.0%
	Total Expenses	31,969.87	0.00	24,178.07	0.00	24,178.07	75.6%
GRAND TOTAL							
		31,969.87	0.00	24,178.07	0.00	24,178.07	75.6%

Account	Description	Cumulative Budget	Current Month	Cumulative Actual	Obligations Encumbrances	Cumulative Total	Actual % Spent
<u>Revenues</u>							
4390-00000	Program Income	\$35,000.00	\$118.29	\$1,551.44	\$0.00	\$1,551.44	4.4%
	Total Revenues	35,000.00	118.29	1,551.44	0.00	1,551.44	4.4%
<u>Expenses</u>							
5660-00000	Other Expense	\$35,000.00	118.29	1,551.44	0.00	1,551.44	4.4%
	Total Expenses	35,000.00	118.29	1,551.44	0.00	1,551.44	4.4%
GRAND TOTAL		35,000.00	118.29	1,551.44	0.00	1,551.44	4.4%

MID-AMERICA REGIONAL COUNCIL (MARC)
42200 Federal Core HS/EHS FY21-22
For the One Month Ending Tuesday, January 31, 2023

Account	Description	Cumulative Budget	Current Month	Cumulative Actual	Obligations Encumbrances	Cumulative Total	Actual % Spent
<u>Revenues</u>							
4111-00000	Federal Grant Revenue	\$27,886,444.00	\$0.00	\$27,841,133.10	\$0.00	\$27,841,133.10	99.8%
4511-00000	Contributed Services	0.00	0.00	3,292,742.09	0.00	3,292,742.09	-----
	Total Revenues	<u>27,886,444.00</u>	<u>0.00</u>	<u>31,133,875.19</u>	<u>0.00</u>	<u>31,133,875.19</u>	<u>111.6%</u>
<u>Expenses</u>							
5210-07800	Federal Subrecipient, Independence Public Schools	3,039,969.00	0.00	3,254,662.98	49,762.52	3,304,425.50	107.1%
5210-08550	Federal Subrecipient, Kansas City Public Schools	5,160,425.00	0.00	4,639,318.71	(1,097,832.89)	3,541,485.82	89.9%
5210-13205	Federal Subrecipient, Operation Breakthrough	2,486,846.00	0.00	2,648,820.44	0.00	2,648,820.44	106.5%
5210-20425	Federal Subrecipient, YMCA of Greater Kansas City	5,133,751.00	0.00	5,126,237.31	187,676.97	5,313,914.28	99.9%
5220-00009	Contracted Service, Ability KC	253,453.00	0.00	253,453.00	0.00	253,453.00	100.0%
5220-01690	Contracted Service, Blue Springs School District	158,420.00	0.00	158,420.00	0.00	158,420.00	100.0%
5220-02370	Contracted Service, Grandview School District	513,284.00	0.00	513,284.00	0.00	513,284.00	100.0%
5220-02565	Contracted Service, Raytown School District	403,920.00	0.00	410,394.75	0.00	410,394.75	101.6%
5220-03770	Contracted Service, Center School District	653,475.00	0.00	653,475.00	0.00	653,475.00	100.0%
5220-04923	Contracted Service, Emmanuel F&C Dev Ctr	479,434.00	0.00	484,868.50	0.00	484,868.50	101.1%
5220-05133	Contracted Service, Excelsior Springs School District	316,800.00	0.00	316,800.00	0.00	316,800.00	100.0%
5220-05391	Contracted Service, Front Porch Alliance	223,632.00	0.00	228,744.00	0.00	228,744.00	102.3%
5220-05515	Contracted Service, The Family Conservancy	944,160.00	0.00	954,884.25	0.00	954,884.25	101.1%
5220-06160	Contracted Service, Guadalupe Center Inc	642,720.00	0.00	674,577.78	0.00	674,577.78	105.0%
5220-09516	Contracted Service, Learn A Lot Academy	636,215.00	0.00	668,687.42	0.00	668,687.42	105.1%
5220-09715	Contracted Service, Lee's Summit School District	511,192.00	0.00	511,192.00	0.00	511,192.00	100.0%
5220-18116	Contracted Service, EarlystART (UICS)	1,208,690.00	0.00	1,343,655.75	0.00	1,343,655.75	111.2%
5220-00000	Contracted Service	201,256.00	0.00	153,040.75	0.00	153,040.75	76.0%
5220-02212	Contracted Service, Ann Camey	51,840.00	0.00	51,840.00	0.00	51,840.00	100.0%
5220-02226	Contracted Service, Twoana Clark-Sheppard	0.00	0.00	380.00	0.00	380.00	-----
5220-02590	Contracted Service, Cornerstones of Care	24,000.00	0.00	24,000.00	0.00	24,000.00	100.0%
5220-02937	Contracted Service, Marcos Castillo	10,000.00	0.00	5,175.00	4,825.00	10,000.00	51.8%
5220-03245	Contracted Service, Child Plus	50,427.00	0.00	50,426.53	0.00	50,426.53	100.0%
5220-04795	Contracted Service, Carol Dietzschold	26,000.00	0.00	34,515.00	0.00	34,515.00	132.8%
5220-05105	Contracted Service, Easter Seals Midwest	10,000.00	0.00	4,558.53	5,441.47	10,000.00	45.6%
5220-05515	Contracted Service, The Family Conservancy	149,050.00	0.00	123,050.00	26,000.00	149,050.00	82.6%
5220-06037	Contracted Service, Suzanne Grace	45,950.00	0.00	41,335.00	4,615.00	45,950.00	90.0%
5220-07982	Contracted Service, Jewish Vocational Service	30,000.00	0.00	19,775.39	10,224.61	30,000.00	65.9%
5220-08003	Contracted Service, Jewish Family Services	10,000.00	0.00	3,500.00	6,500.00	10,000.00	35.0%
5220-08753	Contracted Service, KVC	10,000.00	0.00	4,875.00	4,875.00	9,750.00	48.8%
5220-09503	Contracted Service, Angela Lanigan	5,000.00	0.00	975.00	4,025.00	5,000.00	19.5%

MID-AMERICA REGIONAL COUNCIL (MARC)
42200 Federal Core HS/EHS FY21-22
For the One Month Ending Tuesday, January 31, 2023

Account	Description	Cumulative Budget	Current Month	Cumulative Actual	Obligations Encumbrances	Cumulative Total	Actual % Spent
5220-10621	Contracted Service, MBD Business Service (Maria Brobst	20,000.00	0.00	6,843.75	13,156.25	20,000.00	34.2%
5220-10689	Contracted Service, Georgia Mueller	22,440.00	0.00	22,106.25	333.75	22,440.00	98.5%
5220-11375	Contracted Service, Alma Rivera Morales	0.00	0.00	1,287.50	0.00	1,287.50	-----
5220-13247	Contracted Service, Karen Osborn	54,000.00	0.00	54,000.00	0.00	54,000.00	100.0%
5220-14545	Contracted Service, Proprio Language Services	55,000.00	0.00	32,608.30	22,769.17	55,377.47	59.3%
5220-14906	Contracted Service, Reflect to Connect Psychology	10,000.00	0.00	5,291.75	4,708.25	10,000.00	52.9%
5220-15905	Contracted Service, Bridgette Smith	0.00	0.00	1,800.00	0.00	1,800.00	-----
5220-16089	Contracted Service, Social Work PRN	20,000.00	0.00	10,095.28	9,904.72	20,000.00	50.5%
5220-16142	Contracted Service, Mary Signer	37,920.00	0.00	30,555.00	7,365.00	37,920.00	80.6%
5220-17930	Contracted Service, Amy Thompson	86,000.00	0.00	86,000.00	0.00	86,000.00	100.0%
5220-18027	Contracted Service, True Journey Consulting	10,000.00	0.00	10,000.00	0.00	10,000.00	100.0%
5220-18835	Contracted Service, Verizon Wireless	15,400.00	0.00	15,366.18	0.00	15,366.18	99.8%
5220-19260	Contracted Service, Pam Wyman	23,040.00	0.00	25,065.00	0.00	25,065.00	108.8%
5220-19542	Contracted Service, Pam Wine	10,000.00	0.00	10,000.00	0.00	10,000.00	100.0%
5220-20260	Contracted Service, Pam Wyman	0.00	0.00	0.00	0.00	0.00	-----
5220-20660	Contracted Service, Kathi Winkler	30,000.00	0.00	22,560.00	7,440.00	30,000.00	75.2%
5230-00000	Legal Fees	5,000.00	0.00	132.00	0.00	132.00	2.6%
5310-00000	Insurance	10,236.00	0.00	14,004.00	0.00	14,004.00	136.8%
5410-00000	In Region Travel	20,000.00	0.00	5,929.72	0.00	5,929.72	29.6%
5420-00000	Out of Region Travel	54,637.78	0.00	71,927.01	0.00	71,927.01	131.6%
5430-00000	Registration Fees	40,949.00	0.00	33,318.21	0.00	33,318.21	81.4%
5440-00000	Meeting	23,236.00	0.00	20,623.65	0.00	20,623.65	88.8%
5450-00000	Periodical & Subscriptions	530.00	0.00	265.00	0.00	265.00	50.0%
5450-20545	Periodical & Subscriptions, WIPFLI	995.00	0.00	995.00	0.00	995.00	100.0%
5460-00000	Professional Memberships	4,474.00	0.00	3,895.75	0.00	3,895.75	87.1%
5625-00000	Child Care Reimbursements	19,447.70	0.00	6,638.75	0.00	6,638.75	34.1%
5660-00000	Other Expense	164,418.52	0.00	70,734.95	0.00	70,734.95	43.0%
5685-00000	Printing	11,000.00	0.00	1,986.34	0.00	1,986.34	18.1%
5700-00000	Supplies and General Expense	133,636.00	0.00	267,142.04	0.00	267,142.04	199.9%
5706-00000	Supplies - Equipment - <\$2,000	70,301.00	0.00	124,597.06	0.00	124,597.06	177.2%
5760-00000	Training Expense	55,943.00	0.00	48,190.42	0.00	48,190.42	86.1%
5760-00009	Training Expense, Ability KC	5,483.00	0.00	1,155.00	4,328.00	5,483.00	21.1%
5760-01690	Training Expense, Blue Springs School District	4,033.00	0.00	4,397.97	50.13	4,448.10	109.0%
5760-02370	Training Expense, Grandview School District	9,246.00	0.00	7,879.50	1,366.50	9,246.00	85.2%
5760-02565	Training Expense, Raytown School District	8,335.00	0.00	5,457.99	2,877.01	8,335.00	65.5%
5760-03770	Training Expense, Center School District	12,369.00	0.00	11,958.73	1,010.27	12,969.00	96.7%
5760-04923	Training Expense, Emmanuel F&C Dev Ctr	9,313.00	0.00	9,422.07	0.00	9,422.07	101.2%
5760-05133	Training Expense, Excelsior Springs School District	6,718.00	0.00	12,330.00	2,638.00	14,968.00	183.5%
5760-05391	Training Expense, Front Porch Alliance	2,933.00	0.00	0.00	2,933.00	2,933.00	0.0%
5760-05515	Training Expense, The Family Conservancy	10,949.00	0.00	6,858.20	4,090.80	10,949.00	62.6%
5760-06160	Training Expense, Guadalupe Center Inc	13,435.00	0.00	11,623.80	1,811.20	13,435.00	86.5%

MID-AMERICA REGIONAL COUNCIL (MARC)
42200 Federal Core HS/EHS FY21-22
For the One Month Ending Tuesday, January 31, 2023

Account	Description	Cumulative Budget	Current Month	Cumulative Actual	Obligations Encumbrances	Cumulative Total	Actual % Spent
5760-09516	Training Expense, Learn A Lot Academy	11,636.00	0.00	7,797.84	3,838.16	11,636.00	67.0%
5760-09715	Training Expense, Lee's Summit School District	9,105.00	0.00	7,605.01	1,530.14	9,135.15	83.5%
5760-18116	Training Expense, EarlystART (UICS)	22,706.00	0.00	22,680.73	1,365.13	24,045.86	99.9%
6000-00000	Salaries - Regular - Direct	1,715,593.00	0.00	1,690,518.00	0.00	1,690,518.00	98.5%
6100-00000	Fr Benefits - Regular - Direct	823,485.00	0.00	824,397.32	0.00	824,397.32	100.1%
6800-00000	Indirect Costs - Regular	805,023.00	0.00	799,928.73	0.00	799,928.73	99.4%
6830-00000	Indirect Costs - Subsidy Trans	(40,761.00)	0.00	(23,658.59)	0.00	(23,658.59)	58.0%
6910-00000	Rent - MARC Main Office Space	58,330.00	0.00	77,899.80	0.00	77,899.80	133.6%
	Total Expenses	27,886,444.00	0.00	27,841,133.10	(700,371.84)	27,140,761.26	99.8%
Balance / % Remaining						45,310.90	0.2%
7000-07800	Contributed Services, Independence Public Schools	0.00	0.00	1,563,288.43	0.00	1,563,288.43	0%
7000-08550	Contributed Services, Kansas City Public Schools	0.00	0.00	332,550.73	0.00	332,550.73	0%
7000-13205	Contributed Services, Operation Breakthrough	0.00	0.00	569,176.93	0.00	569,176.93	0%
7000-20425	Contributed Services, YMCA Of Greater Kansas City	0.00	0.00	827,726.00	0.00	827,726.00	0%
	Total Contributed Services	0.00	0.00	3,292,742.09	0.00	3,292,742.09	----
GRAND TOTAL		27,886,444.00	0.00	31,133,875.19	(700,371.84)	30,433,503.35	111.6%
DSPs		22,892,647.00		22,950,642.73			100.3%
Contractual Agrmnts		1,017,323.00		851,025.21			83.7%
MARC Admin		3,976,474.00		4,039,465.16			101.6%
		27,886,444.00		27,841,133.10			99.8%

MID-AMERICA REGIONAL COUNCIL (MARC)
42135 Federal EHS Expansion FY21-22
For the One Month Ending Tuesday, January 31, 2023

Account	Description	Cumulative Budget	Current Month	Cumulative Actual	Obligations Encumbrances	Cumulative Total	Actual % Spent
<u>Revenues</u>							
4111-00000	Federal Grant Revenue	\$1,723,468.00	\$0.00	\$1,723,468.00	\$0.00	\$1,723,468.00	100.0%
4511-00000	Contributed Services	0.00	0.00	224,412.64	0.00	224,412.64	----
	Total Revenues	<u>1,723,468.00</u>	<u>0.00</u>	<u>1,947,880.64</u>	<u>0.00</u>	<u>1,947,880.64</u>	<u>113.0%</u>
<u>Expenses</u>							
5210-08550	Federal Subrecipient, Kansas City Public Schools	340,941.00	0.00	364,462.48	10,228.86	374,691.34	106.9%
5210-13205	Federal Subrecipient, Operation Breakthrough	582,934.00	0.00	584,637.72	0.00	584,637.72	100.3%
5220-00000	Contracted Service, Blue Springs School District	284,576.00	0.00	284,576.00	0.00	284,576.00	100.0%
5220-01690	Contracted Service, Learn A Lot Academy	213,432.00	0.00	212,261.40	0.00	212,261.40	99.5%
5220-09516	Contracted Service, EarlystART (UICS)	142,288.00	0.00	142,288.00	0.00	142,288.00	100.0%
5220-18116	Contracted Service	0.00	0.00	2,597.13	0.00	2,597.13	----
5410-00000	In Region Travel	865.00	0.00	0.00	0.00	0.00	0.0%
5420-00000	Out of Region Travel	11,954.00	0.00	18,853.87	0.00	18,853.87	157.7%
5430-00000	Registration Fees	8,100.00	0.00	4,554.00	0.00	4,554.00	56.2%
5700-00000	Supplies and General Expense	3,733.00	0.00	524.86	0.00	524.86	14.1%
5760-00000	Training Expense	1,717.00	0.00	0.00	0.00	0.00	0.0%
5760-01690	Training Expense, Blue Springs School District	6,891.00	0.00	4,130.31	5,121.33	9,251.64	59.9%
5760-09516	Training Expense, Learn A Lot Academy	5,168.00	0.00	620.43	4,613.02	5,233.45	12.0%
5760-18116	Training Expense, EarlystART (UICS)	3,445.00	0.00	3,443.71	0.00	3,443.71	100.0%
6000-00000	Salaries - Regular - Direct	59,926.00	0.00	50,650.29	0.00	50,650.29	84.5%
6100-00000	Fr Benefits - Regular - Direct	28,765.00	0.00	24,627.27	0.00	24,627.27	85.6%
6800-00000	Indirect Costs - Regular	28,118.00	0.00	23,779.97	0.00	23,779.97	84.6%
6830-00000	Indirect Costs - Subsidy Trans	(1,422.00)	0.00	(653.07)	0.00	(653.07)	45.9%
6910-00000	Rent - MARC Main Office Space	2,037.00	0.00	2,113.63	0.00	2,113.63	103.8%
	Total Expenses	<u>1,723,468.00</u>	<u>0.00</u>	<u>1,723,468.00</u>	<u>19,963.21</u>	<u>1,743,431.21</u>	<u>100.0%</u>
Balance / % Remaining						<u>0.00</u>	<u>0.0%</u>
7000-08550	Contributed Services, Kansas City Public Schools	0.00	0.00	0.00	0.00	0.00	----
7000-13205	Contributed Services, Operation Breakthrough, Inc	<u>0.00</u>	<u>0.00</u>	<u>224,412.64</u>	<u>0.00</u>	<u>224,412.64</u>	<u>0%</u>
	Total Contributed Services	<u>0.00</u>	<u>0.00</u>	<u>224,412.64</u>	<u>0.00</u>	<u>224,412.64</u>	<u>----</u>
GRAND TOTAL		<u>1,723,468.00</u>	<u>0.00</u>	<u>1,947,880.64</u>	<u>19,963.21</u>	<u>1,967,843.85</u>	<u>113.0%</u>
DSPs		1,579,675.00		1,596,420.05			101.1%
MARC Admin		143,793.00		127,047.95			88.4%
		<u>1,723,468.00</u>		<u>1,723,468.00</u>			<u>100.0%</u>

MID-AMERICA REGIONAL COUNCIL (MARC)
46808 Parent Café Trng Inst FY22
For the One Month Ending Tuesday, January 31, 2023

Account	Description	Cumulative Budget	Current Month	Cumulative Actual	Obligations Encumbrances	Cumulative Total	Actual % Spent
<u>Revenues</u>							
4390-00000	Program Income	\$16,200.00	\$0.00	\$6,471.54	\$0.00	\$6,471.54	39.9%
	Total Revenues	16,200.00	0.00	6,471.54	0.00	6,471.54	39.9%
<u>Expenses</u>							
5220-05616	Contracted Service, L Ferrara	2,640.00	0.00	2,040.00	2,640.00	4,680.00	77.3%
5410-00000	In Region Travel	2,940.00	0.00	0.00	0.00	0.00	0.0%
5440-00000	Meeting	1,200.00	0.00	1,130.00	0.00	1,130.00	94.2%
5625-00000	Child Care Reimbursements	6,700.00	0.00	1,000.00	0.00	1,000.00	14.9%
5660-00000	Other Expense	1,470.00	0.00	738.32	0.00	738.32	50.2%
5700-00000	Supplies and General Expense	1,250.00	0.00	1,563.22	0.00	1,563.22	125.1%
	Total Expenses	16,200.00	0.00	6,471.54	2,640.00	9,111.54	39.9%
	GRAND TOTAL	16,200.00	0.00	6,471.54	2,640.00	9,111.54	39.9%

MID-AMERICA REGIONAL COUNCIL (MARC)
42210 Federal Core HS/EHS FY22-23
For the Twelve Months Ending Saturday, December 31, 2022

Account	Description	Cumulative Budget	Current Month	Cumulative Actual	Obligations Encumbrances	Cumulative Total	Actual % Spent
<u>Revenues</u>							
4111-00000	Federal Grant Revenue	\$27,886,444.00	\$3,774,143.96	\$4,024,630.49	\$0.00	\$4,024,630.49	14.4%
4511-00000	Contributed Services	0.00	310,297.96	310,297.96	0.00	310,297.96	-----
	Total Revenues	<u>27,886,444.00</u>	<u>4,084,441.92</u>	<u>4,334,928.45</u>	<u>0.00</u>	<u>4,334,928.45</u>	<u>15.5%</u>
<u>Expenses</u>							
5210-07800	Federal Subrecipient, Independence Public Schools	3,039,969.00	528,972.55	528,972.55	(528,972.55)	0.00	17.4%
5210-08550	Federal Subrecipient, Kansas City Public Schools	5,160,425.00	640,311.78	640,311.78	4,520,113.22	5,160,425.00	12.4%
5210-13205	Federal Subrecipient, Operation Breakthrough	2,486,846.00	404,849.99	404,849.99	(404,849.99)	0.00	16.3%
5210-20425	Federal Subrecipient, YMCA of Greater Kansas City	5,164,861.00	621,901.61	621,901.61	4,542,959.39	5,164,861.00	12.0%
5223-00009	Contracted Services - Tier 1, Ability KC	253,453.00	42,242.16	42,242.16	211,210.84	253,453.00	16.7%
5223-01690	Contracted Services - Tier 1, Blue Springs School District	158,420.00	13,201.67	26,403.34	132,016.66	158,420.00	16.7%
5223-02370	Contracted Services - Tier 1, Grandview School District	513,284.00	85,547.34	85,547.34	427,736.66	513,284.00	16.7%
5223-02565	Contracted Services - Tier 1, Raytown School District	403,920.00	67,320.00	67,320.00	336,600.00	403,920.00	16.7%
5223-04923	Contracted Services - Tier 1, Emmanuel F&C Dev Ctr	479,434.00	39,952.83	79,905.66	399,528.34	479,434.00	16.7%
5223-05133	Contracted Services - Tier 1, Excelsior Springs School Dis	316,800.00	52,800.00	52,800.00	264,000.00	316,800.00	16.7%
5223-05391	Contracted Services - Tier 1, Front Porch Alliance	223,632.00	37,272.00	37,272.00	186,360.00	223,632.00	16.7%
5223-06160	Contracted Services - Tier 1, Guadalupe Center Inc	642,720.00	107,120.00	107,120.00	535,600.00	642,720.00	16.7%
5223-09516	Contracted Services - Tier 1, Learn A Lot Academy	636,215.00	106,035.82	106,035.82	530,179.18	636,215.00	16.7%
5223-09715	Contracted Services - Tier 1, Lee's Summit School District	511,192.00	85,198.68	85,198.68	425,993.32	511,192.00	16.7%
5224-03770	Contracted Services - Tier 2, Center School District	653,475.00	108,912.50	108,912.50	544,562.50	653,475.00	16.7%
5224-05515	Contracted Services - Tier 2, The Family Conservancy	944,160.00	157,360.00	157,360.00	786,800.00	944,160.00	16.7%
5224-18116	Contracted Services - Tier 2, EarlystART (UICS)	1,208,690.00	201,448.34	201,448.34	1,007,241.66	1,208,690.00	16.7%
5220-00000	Contracted Service	149,510.00	5,860.52	11,956.04	0.00	11,956.04	8.0%
5220-02212	Contracted Service, Ann Camey	51,840.00	7,785.00	7,785.00	44,055.00	51,840.00	15.0%
5220-02226	Contracted Service, Twoana Clark-Sheppard	8,000.00	0.00	0.00	0.00	0.00	0.0%
5220-02361	Contracted Service, Cultivating Potential (Amy Thompson)	0.00	12,548.90	12,548.90	65,451.10	78,000.00	-----
5220-02590	Contracted Service, Cornerstones of Care	34,000.00	2,650.00	2,650.00	31,350.00	34,000.00	7.8%
5220-02937	Contracted Service, Marcos Castillo	5,000.00	306.25	306.25	4,693.75	5,000.00	6.1%
5220-03245	Contracted Service, Child Plus	50,427.00	3,837.80	7,675.60	0.00	7,675.60	15.2%
5220-04795	Contracted Service, Carol Dietzschold	26,000.00	4,714.80	4,714.80	21,285.20	26,000.00	18.1%
5220-05105	Contracted Service, Easter Seals Midwest	10,000.00	440.00	440.00	9,560.00	10,000.00	4.4%
5220-05515	Contracted Service, The Family Conservancy	141,050.00	6,075.00	6,075.00	79,975.00	86,050.00	4.3%
5220-06037	Contracted Service, Suzanne Grace	45,950.00	7,693.75	7,693.75	38,256.25	45,950.00	16.7%
5220-07982	Contracted Service, Jewish Vocational Service	30,000.00	2,692.62	2,692.62	27,307.38	30,000.00	9.0%
5220-08003	Contracted Service, Jewish Family Services	10,000.00	0.00	0.00	10,000.00	10,000.00	0.0%
5220-08753	Contracted Service, KVC	5,000.00	0.00	0.00	5,000.00	5,000.00	0.0%
5220-09503	Contracted Service, Angela Lanigan	5,000.00	0.00	0.00	0.00	0.00	0.0%

MID-AMERICA REGIONAL COUNCIL (MARC)
42210 Federal Core HS/EHS FY22-23
For the Twelve Months Ending Saturday, December 31, 2022

Account	Description	Cumulative Budget	Current Month	Cumulative Actual	Obligations Encumbrances	Cumulative Total	Actual % Spent
5220-10492	Contracted Service, Crystalynn Belt	0.00	672.50	672.50	(672.50)	0.00	-----
5220-10621	Contracted Service, MBD Business Service (Maria Brobst	10,000.00	877.50	877.50	9,122.50	10,000.00	8.8%
5220-10689	Contracted Service, Georgia Mueller	22,440.00	4,297.50	4,297.50	18,142.50	22,440.00	19.2%
5220-13247	Contracted Service, Karen Osborn	54,000.00	8,392.50	8,392.50	45,607.50	54,000.00	15.5%
5220-14545	Contracted Service, Proprio Language Services	55,000.00	4,400.08	4,400.08	50,599.92	55,000.00	8.0%
5220-14906	Contracted Service, Reflect to Connect Psychology	10,000.00	3,025.00	3,025.00	6,975.00	10,000.00	30.3%
5220-16089	Contracted Service, Social Work PRN	30,000.00	1,585.18	1,585.18	28,414.82	30,000.00	5.3%
5220-16142	Contracted Service, Mary Signer	37,920.00	1,290.00	1,290.00	10,710.00	12,000.00	3.4%
5220-16925	Contracted Service, Liz Smith	0.00	5,028.75	5,028.75	22,331.25	27,360.00	-----
5220-16926	Contracted Service, Partners in Play (Jill Smith)	0.00	67.50	67.50	(67.50)	0.00	-----
5220-17930	Contracted Service, Amy Thompson	78,000.00	0.00	0.00	0.00	0.00	0.0%
5220-18027	Contracted Service, True Journey Consulting	15,000.00	0.00	0.00	15,000.00	15,000.00	0.0%
5220-19542	Contracted Service, Pam Wine	15,000.00	0.00	0.00	15,000.00	15,000.00	0.0%
5220-20260	Contracted Service, Pam Wyman	30,240.00	5,422.50	5,422.50	24,817.50	30,240.00	17.9%
5220-20660	Contracted Service, Kathi Winkler	20,000.00	2,160.00	2,160.00	17,840.00	20,000.00	10.8%
5230-00000	Legal Fees	5,000.00	0.00	0.00	0.00	0.00	0.0%
5240-00000	Service Agreements	30,366.00	809.27	1,248.86	0.00	1,248.86	4.1%
5240-18835	Service Agreements, Verizon Wireless	15,400.00	1,280.39	1,280.39	0.00	1,280.39	8.3%
5310-00000	Insurance	10,236.00	1,215.00	2,430.00	0.00	2,430.00	23.7%
5410-00000	In Region Travel	10,000.00	1,485.88	1,485.88	0.00	1,485.88	14.9%
5420-00000	Out of Region Travel	50,532.00	9,780.68	12,808.73	0.00	12,808.73	25.3%
5430-00000	Registration Fees	34,835.00	1,084.00	1,084.00	0.00	1,084.00	3.1%
5440-00000	Meeting	21,225.00	5,555.86	5,555.86	0.00	5,555.86	26.2%
5450-00000	Periodical & Subscriptions	530.00	19.99	19.99	0.00	19.99	3.8%
5450-20545	Periodical & Subscriptions, WIPFLI	995.00	0.00	0.00	0.00	0.00	0.0%
5460-00000	Professional Memberships	4,674.00	5,350.00	5,350.00	0.00	5,350.00	114.5%
5625-00000	Child Care Reimbursements	18,540.00	1,041.03	1,041.03	0.00	1,041.03	5.6%
5660-00000	Other Expense	28,850.00	70.00	70.00	0.00	70.00	0.2%
5685-00000	Printing	15,000.00	0.00	0.00	0.00	0.00	0.0%
5700-00000	Supplies and General Expense	75,956.00	2,221.34	2,221.34	0.00	2,221.34	2.9%
5706-00000	Supplies - Equipment - <\$2,000	9,420.00	0.00	0.00	0.00	0.00	0.0%
5760-00000	Training Expense	55,943.00	0.00	1,170.00	0.00	1,170.00	2.1%
5760-00009	Training Expense, Ability KC	5,483.00	0.00	0.00	5,483.00	5,483.00	0.0%
5760-01690	Training Expense, Blue Springs School District	4,033.00	0.00	0.00	4,033.00	4,033.00	0.0%
5760-02370	Training Expense, Grandview School District	9,246.00	0.00	0.00	9,246.00	9,246.00	0.0%
5760-02565	Training Expense, Raytown School District	8,335.00	0.00	0.00	8,335.00	8,335.00	0.0%
5760-03770	Training Expense, Center School District	12,369.00	4,039.24	4,039.24	8,329.76	12,369.00	32.7%
5760-04923	Training Expense, Emmanuel F&C Dev Ctr	9,313.00	0.00	0.00	9,313.00	9,313.00	0.0%
5760-05133	Training Expense, Excelsior Springs School District	6,718.00	0.00	310.78	6,718.00	7,028.78	4.6%
5760-05391	Training Expense, Front Porch Alliance	2,933.00	0.00	0.00	2,933.00	2,933.00	0.0%
5760-05515	Training Expense, The Family Conservancy	10,949.00	0.00	0.00	10,949.00	10,949.00	0.0%
5760-06160	Training Expense, Guadalupe Center Inc	13,435.00	0.00	0.00	13,432.00	13,432.00	0.0%

MID-AMERICA REGIONAL COUNCIL (MARC)
42210 Federal Core HS/EHS FY22-23
For the Twelve Months Ending Saturday, December 31, 2022

Account	Description	Cumulative Budget	Current Month	Cumulative Actual	Obligations Encumbrances	Cumulative Total	Actual % Spent
5760-09516	Training Expense, Learn A Lot Academy	11,636.00	0.00	0.00	11,636.00	11,636.00	0.0%
5760-09715	Training Expense, Lee's Summit School District	9,105.00	0.00	0.00	9,105.00	9,105.00	0.0%
5760-18116	Training Expense, EarlystART (UICS)	22,706.00	260.00	260.00	22,446.00	22,706.00	1.1%
6000-00000	Salaries - Regular - Direct	1,788,326.00	174,041.32	264,129.39	0.00	264,129.39	14.8%
6100-00000	Fr Benefits - Regular - Direct	907,113.00	85,106.21	129,159.28	0.00	129,159.28	14.2%
6800-00000	Indirect Costs - Regular	862,540.00	82,927.22	125,852.39	0.00	125,852.39	14.6%
6830-00000	Indirect Costs - Subsidy Trans	(26,954.00)	(2,591.49)	(3,932.91)	0.00	(3,932.91)	14.6%
6910-00000	Rent - MARC Main Office Space	94,783.00	8,177.10	13,687.50	0.00	13,687.50	14.4%
	Total Expenses	27,886,444.00	3,774,143.96	4,024,630.49	14,639,792.66	18,664,423.15	14.4%
Balance / % Remaining						23,861,813.51	85.6%
7000-07800	Contributed Services, Independence Public Schools	0.00	128,643.65	128,643.65	0.00	128,643.65	0%
7000-08550	Contributed Services, Kansas City Public Schools	0.00	45,910.35	45,910.35	0.00	45,910.35	0%
7000-13205	Contributed Services, Operation Breakthrough	0.00	103,175.97	103,175.97	0.00	103,175.97	0%
7000-20425	Contributed Services, YMCA Of Greater Kansas City	0.00	32,567.99	32,567.99	0.00	32,567.99	0%
	Total Contributed Services	0.00	310,297.96	310,297.96	0.00	310,297.96	----
GRAND TOTAL		27,886,444.00	4,084,441.92	4,334,928.45	14,639,792.66	18,974,721.11	15.5%
DSPs		22,923,757.00		3,358,211.79			14.6%
Contractual Agrmnts		949,377.00		101,756.97			10.7%
MARC Admin		4,013,310.00		564,661.73			14.1%
		27,886,444.00		4,024,630.49			14.4%

MID-AMERICA REGIONAL COUNCIL (MARC)
42140 Federal EHS Expansion FY22-23
For the Twelve Months Ending Saturday, December 31, 2022

Account	Description	Cumulative Budget	Current Month	Cumulative Actual	Obligations Encumbrances	Cumulative Total	Actual % Spent
<u>Revenues</u>							
4111-00000	Federal Grant Revenue	\$1,771,901.00	\$395,508.65	\$548,031.87	\$0.00	\$548,031.87	30.9%
4511-00000	Contributed Services	0.00	54,281.74	54,281.74	0.00	54,281.74	-----
	Total Revenues	<u>1,771,901.00</u>	<u>449,790.39</u>	<u>602,313.61</u>	<u>0.00</u>	<u>602,313.61</u>	<u>34.0%</u>
<u>Expenses</u>							
5210-08550	Federal Subrecipient, Kansas City Public Schools	348,560.00	97,629.25	97,629.25	250,930.75	348,560.00	28.0%
5210-13205	Federal Subrecipient, Operation Breakthrough	595,911.00	201,682.44	201,682.44	394,228.56	595,911.00	33.8%
5220-01690	Contracted Service, Blue Springs School District	291,065.00	24,255.42	97,021.68	194,043.32	291,065.00	33.3%
5220-09516	Contracted Service, Learn A Lot Academy	218,299.00	36,383.16	72,766.32	145,532.68	218,299.00	33.3%
5220-18116	Contracted Service, EarlystART (UICS)	145,533.00	24,255.50	48,511.00	97,022.00	145,533.00	33.3%
5220-17930	Contracted Service, Amy Thompson	8,000.00	1,241.10	1,241.10	6,758.90	8,000.00	15.5%
5410-00000	In Region Travel	700.00	0.00	0.00	0.00	0.00	0.0%
5660-00000	Other Expense	10,000.00	0.00	0.00	0.00	0.00	0.0%
5700-00000	Supplies and General Expense	7,394.00	0.00	0.00	0.00	0.00	0.0%
5760-00000	Training Expense	1,717.00	0.00	0.00	0.00	0.00	0.0%
5760-01690	Training Expense, Blue Springs School District	6,891.00	0.00	0.00	6,891.00	6,891.00	0.0%
5760-09516	Training Expense, Learn A Lot Academy	5,168.00	0.00	0.00	5,168.00	5,168.00	0.0%
5760-18116	Training Expense, EarlystART (UICS)	3,445.00	0.00	0.00	3,445.00	3,445.00	0.0%
6000-00000	Salaries - Regular - Direct	64,493.00	5,037.01	14,546.47	0.00	14,546.47	22.6%
6100-00000	Fr Benefits - Regular - Direct	31,537.00	2,463.09	7,113.21	0.00	7,113.21	22.6%
6800-00000	Indirect Costs - Regular	31,358.00	2,400.03	6,931.10	0.00	6,931.10	22.1%
6830-00000	Indirect Costs - Subsidy Trans	(1,588.00)	(75.00)	(216.61)	0.00	(216.61)	13.6%
6910-00000	Rent - MARC Main Office Space	3,418.00	236.65	805.91	0.00	805.91	23.6%
	Total Expenses	<u>1,771,901.00</u>	<u>395,508.65</u>	<u>548,031.87</u>	<u>1,104,020.21</u>	<u>1,652,052.08</u>	<u>30.9%</u>
Balance / % Remaining						<u>1,223,869.13</u>	<u>69.1%</u>
7000-08550	Contributed Services, Kansas City Public Schools	0.00	4,266.40	4,266.40	0.00	4,266.40	0%
7000-13205	Contributed Services, Operation Breakthrough, Inc	0.00	50,015.34	50,015.34	0.00	50,015.34	0%
	Total Contributed Services	<u>0.00</u>	<u>54,281.74</u>	<u>54,281.74</u>	<u>0.00</u>	<u>54,281.74</u>	<u>-----</u>
GRAND TOTAL		<u>1,771,901.00</u>	<u>449,790.39</u>	<u>602,313.61</u>	<u>1,104,020.21</u>	<u>1,706,333.82</u>	<u>34.0%</u>
DSPs		1,614,872.00		517,610.69			32.1%
MARC Admin		157,029.00		30,421.18			19.4%
		<u>1,771,901.00</u>		<u>548,031.87</u>			<u>30.9%</u>

MID-AMERICA REGIONAL COUNCIL (MARC)
42205 COVID (CRRSAA/ARP) FY21-23
For the Twelve Months Ending Saturday, December 31, 2022

Account	Description	Cumulative Budget	Current Month	Cumulative Actual	Obligations Encumbrances	Cumulative Total	Actual % Spent
<u>Revenues</u>							
4111-00000	Federal Grant Revenue	\$3,556,489.00	\$250,917.63	\$2,270,638.16	\$0.00	\$2,270,638.16	63.8%
	Total Revenues	<u>3,556,489.00</u>	<u>250,917.63</u>	<u>2,270,638.16</u>	<u>0.00</u>	<u>2,270,638.16</u>	<u>63.8%</u>
<u>Expenses</u>							
5210-07800	Federal Subrecipient, Independence Public Schools	220,754.00	42,778.75	441,279.24	0.00	441,279.24	199.9%
5210-08550	Federal Subrecipient, Kansas City Public Schools	200,000.00	0.00	0.00	0.00	0.00	0.0%
5210-13205	Federal Subrecipient, Operation Breakthrough	334,328.00	42,355.83	323,332.23	0.00	323,332.23	96.7%
5210-20425	Federal Subrecipient, YMCA Of Greater Kansas City	531,931.00	22,565.95	336,524.95	0.00	336,524.95	63.3%
5220-00000	Contracted Service	250,102.00	11,430.80	124,350.30	16,195.79	140,546.09	49.7%
5220-02590	Contracted Service, Cornerstones of Care	10,000.00	0.00	10,000.00	0.00	10,000.00	100.0%
5220-05042	Contracted Service, Erikson Institute	26,200.00	0.00	24,200.00	2,000.00	26,200.00	92.4%
5220-18027	Contracted Service, True Journey Consulting	10,000.00	0.00	5,250.00	4,750.00	10,000.00	52.5%
5220-19260	Contracted Service, Pam Wyman	2,160.00	0.00	2,160.00	0.00	2,160.00	100.0%
5220-19542	Contracted Service, Pam Wine	10,000.00	0.00	4,600.00	5,400.00	10,000.00	46.0%
5250-00000	Media Advertising (TV, Radio)	36,377.80	0.00	38,729.63	0.00	38,729.63	106.5%
5420-00000	Out of Region Travel	8,705.91	2,755.49	4,525.02	0.00	4,525.02	52.0%
5440-00000	Meeting	6,000.00	309.00	4,341.10	0.00	4,341.10	72.4%
5600-00000	Classified Ads	105.00	0.00	105.00	0.00	105.00	100.0%
5625-00000	Child Care Reimbursements	7,200.00	0.00	2,790.00	0.00	2,790.00	38.8%
5660-00000	Other Expense	493,694.43	0.00	215,443.78	0.00	215,443.78	43.6%
5660-00009	Other Expense, Ability KC	137,203.00	0.00	50,173.88	0.00	50,173.88	36.6%
5660-01690	Other Expense, Blue Springs School District	18,000.00	0.00	17,060.00	0.00	17,060.00	94.8%
5660-02565	Other Expense, Raytown School District	86,349.00	8,055.75	28,707.75	0.00	28,707.75	33.2%
5660-04923	Other Expense, Emmanuel F&C Dev Ctr	224,155.00	7,145.40	37,394.87	0.00	37,394.87	16.7%
5660-05133	Other Expense, Excelsior Springs School District	200,000.00	0.00	0.00	0.00	0.00	0.0%
5660-05391	Other Expense, Front Porch Alliance	8,882.00	4,155.00	25,443.50	0.00	25,443.50	286.5%
5660-06160	Other Expense, Guadalupe Center Inc	53,233.00	1,124.13	56,672.78	0.00	56,672.78	106.5%
5660-09516	Other Expense, Learn A Lot Academy	118,401.00	15,281.00	113,982.28	0.00	113,982.28	96.3%
5660-18116	Other Expense, EarlystART (UICS)	366,764.00	91,065.23	338,946.95	0.00	338,946.95	92.4%
5700-00000	Supplies and General Expense	194,689.00	1,895.30	63,370.04	0.00	63,370.04	32.5%
6000-00000	Salaries - Regular - Direct	624.38	0.00	624.38	0.00	624.38	100.0%
6100-00000	Fr Benefits - Regular - Direct	305.32	0.00	305.32	0.00	305.32	100.0%
6800-00000	Indirect Costs - Regular	297.50	0.00	297.50	0.00	297.50	100.0%
6830-00000	Indirect Costs - Subsidy Trans	(9.29)	0.00	(9.29)	0.00	(9.29)	100.0%
6910-00000	Rent - MARC Main Office Space	36.95	0.00	36.95	0.00	36.95	100.0%
	Total Expenses	<u>3,556,489.00</u>	<u>250,917.63</u>	<u>2,270,638.16</u>	<u>28,345.79</u>	<u>2,298,983.95</u>	<u>63.8%</u>
Balance / % Remaining						<u>1,285,850.84</u>	<u>36.2%</u>
GRAND TOTAL		<u>3,556,489.00</u>	<u>250,917.63</u>	<u>2,270,638.16</u>	<u>28,345.79</u>	<u>2,298,983.95</u>	<u>63.8%</u>

MID-AMERICA REGIONAL COUNCIL (MARC)
48530 MO EHS FY22-23
For the Twelve Months Ending Saturday, December 31, 2022
Income Statement

Account	Description	Cumulative Budget	Current Month	Cumulative Actual	Obligations Encumbrances	Cumulative Total	Actual % Spent
<u>Revenues</u>							
4211-00000	State Grant Revenue	\$1,493,500.00	\$309,086.54	\$693,028.45	\$0.00	\$693,028.45	46.4%
	Total Revenues	<u>1,493,500.00</u>	<u>309,086.54</u>	<u>693,028.45</u>	<u>0.00</u>	<u>693,028.45</u>	<u>46.4%</u>
<u>Expenses</u>							
5220-07800	Contracted Service, Independence Public Schools	667,000.00	132,477.23	334,651.11	332,348.89	667,000.00	50.2%
5220-13205	Contracted Service, Operation Breakthrough Inc	826,500.00	176,609.31	358,377.34	468,122.66	826,500.00	43.4%
	Total Expenses	<u>1,493,500.00</u>	<u>309,086.54</u>	<u>693,028.45</u>	<u>800,471.55</u>	<u>1,493,500.00</u>	<u>46.4%</u>
Balance / % Remaining						<u>800,471.55</u>	<u>53.6%</u>
GRAND TOTAL		<u>1,493,500.00</u>	<u>309,086.54</u>	<u>693,028.45</u>	<u>800,471.55</u>	<u>1,493,500.00</u>	<u>46.4%</u>

MID-AMERICA REGIONAL COUNCIL (MARC)
41700 HS Local Community Support
For the Twelve Months Ending Saturday, December 31, 2022

Account	Description	Cumulative Budget	Current Month	Cumulative Actual	Obligations Encumbrances	Cumulative Total	Actual % Spent
<u>Revenues</u>							
4390-00000	Program Income	\$31,969.87	\$0.00	\$24,178.07	\$0.00	\$24,178.07	75.6%
	Total Revenues	<u>31,969.87</u>	<u>0.00</u>	<u>24,178.07</u>	<u>0.00</u>	<u>24,178.07</u>	<u>75.6%</u>
<u>Expenses</u>							
5220-00000	Contracted Service	1,460.50	0.00	1,910.50	0.00	1,910.50	130.8%
5220-04795	Contracted Service, Carol Dietzschold	2,500.80	0.00	2,500.80	0.00	2,500.80	100.0%
5220-14545	Contracted Service, Proprio Language Services	802.70	0.00	802.70	0.00	802.70	100.0%
5420-00000	Out of Region Travel	403.85	0.00	403.22	0.00	403.22	99.8%
5431-00000	Registration Fees	535.00	0.00	535.00	0.00	535.00	100.0%
5440-00000	Meeting	1,829.55	0.00	1,829.55	0.00	1,829.55	100.0%
5625-00000	Child Care Reimbursements	664.19	0.00	664.19	0.00	664.19	100.0%
5660-00000	Other Expense	13,561.30	0.00	11,275.75	0.00	11,275.75	83.1%
5685-00000	Printing	1,563.21	0.00	1,563.21	0.00	1,563.21	100.0%
5700-00000	Supplies and General Expense	6,026.77	0.00	71.15	0.00	71.15	1.2%
5760-00000	Training Expense	2,622.00	0.00	2,622.00	0.00	2,622.00	100.0%
	Total Expenses	<u>31,969.87</u>	<u>0.00</u>	<u>24,178.07</u>	<u>0.00</u>	<u>24,178.07</u>	<u>75.6%</u>
GRAND TOTAL		<u>31,969.87</u>	<u>0.00</u>	<u>24,178.07</u>	<u>0.00</u>	<u>24,178.07</u>	<u>75.6%</u>

MID-AMERICA REGIONAL COUNCIL (MARC)
41750 HRSA MCHB - P4 Challenge FY21
For the Twelve Months Ending Saturday, December 31, 2022

Account	Description	Cumulative Budget	Current Month	Cumulative Actual	Obligations Encumbrances	Cumulative Total	Actual % Spent
<u>Revenues</u>							
4390-00000	Program Income	\$35,000.00	\$0.00	\$1,433.15	\$0.00	\$1,433.15	4.1%
	Total Revenues	35,000.00	0.00	1,433.15	0.00	1,433.15	4.1%
<u>Expenses</u>							
5660-00000	Other Expense	35,000.00	0.00	1,433.15	0.00	1,433.15	4.1%
	Total Expenses	35,000.00	0.00	1,433.15	0.00	1,433.15	4.1%
 GRAND TOTAL							
		35,000.00	0.00	1,433.15	0.00	1,433.15	4.1%

MID-AMERICA REGIONAL COUNCIL (MARC)
42200 Federal Core HS/EHS FY21-22
For the Twelve Months Ending Saturday, December 31, 2022

Account	Description	Cumulative Budget	Current Month	Cumulative Actual	Obligations Encumbrances	Cumulative Total	Actual % Spent
<u>Revenues</u>							
4111-00000	Federal Grant Revenue	\$27,886,444.00	\$2,754,579.79	\$27,841,133.10	\$0.00	\$27,841,133.10	99.8%
4511-00000	Contributed Services	0.00	261,680.36	3,292,742.09	0.00	3,292,742.09	-----
	Total Revenues	<u>27,886,444.00</u>	<u>3,016,260.15</u>	<u>31,133,875.19</u>	<u>0.00</u>	<u>31,133,875.19</u>	<u>111.6%</u>
<u>Expenses</u>							
5210-07800	Federal Subrecipient, Independence Public Schools	3,039,969.00	157,841.94	3,254,662.98	49,762.52	3,304,425.50	107.1%
5210-08550	Federal Subrecipient, Kansas City Public Schools	5,160,425.00	823,943.24	4,639,318.71	(1,097,832.89)	3,541,485.82	89.9%
5210-13205	Federal Subrecipient, Operation Breakthrough	2,486,846.00	629,920.89	2,648,820.44	0.00	2,648,820.44	106.5%
5210-20425	Federal Subrecipient, YMCA of Greater Kansas City	5,133,751.00	691,737.51	5,126,237.31	187,676.97	5,313,914.28	99.9%
5220-00009	Contracted Service, Ability KC	253,453.00	0.00	253,453.00	0.00	253,453.00	100.0%
5220-01690	Contracted Service, Blue Springs School District	158,420.00	0.00	158,420.00	0.00	158,420.00	100.0%
5220-02370	Contracted Service, Grandview School District	513,284.00	0.00	513,284.00	0.00	513,284.00	100.0%
5220-02565	Contracted Service, Raytown School District	403,920.00	6,474.75	410,394.75	0.00	410,394.75	101.6%
5220-03770	Contracted Service, Center School District	653,475.00	0.00	653,475.00	0.00	653,475.00	100.0%
5220-04923	Contracted Service, Emmanuel F&C Dev Ctr	479,434.00	5,434.50	484,868.50	0.00	484,868.50	101.1%
5220-05133	Contracted Service, Excelsior Springs School District	316,800.00	58,700.00	316,800.00	0.00	316,800.00	100.0%
5220-05391	Contracted Service, Front Porch Alliance	223,632.00	5,112.00	228,744.00	0.00	228,744.00	102.3%
5220-05515	Contracted Service, The Family Conservancy	944,160.00	15,291.50	954,884.25	0.00	954,884.25	101.1%
5220-06160	Contracted Service, Guadalupe Center Inc	642,720.00	31,857.78	674,577.78	0.00	674,577.78	105.0%
5220-09516	Contracted Service, Learn A Lot Academy	636,215.00	32,472.42	668,687.42	0.00	668,687.42	105.1%
5220-09715	Contracted Service, Lee's Summit School District	511,192.00	0.00	511,192.00	0.00	511,192.00	100.0%
5220-18116	Contracted Service, EarlystART (UICS)	1,208,690.00	48,745.00	1,343,655.75	0.00	1,343,655.75	111.2%
5220-00000	Contracted Service	201,256.00	17,752.72	153,040.75	0.00	153,040.75	76.0%
5220-02212	Contracted Service, Ann Camey	51,840.00	0.00	51,840.00	0.00	51,840.00	100.0%
5220-02226	Contracted Service, Twoana Clark-Sheppard	0.00	0.00	380.00	0.00	380.00	-----
5220-02590	Contracted Service, Cornerstones of Care	24,000.00	0.00	24,000.00	0.00	24,000.00	100.0%
5220-02937	Contracted Service, Marcos Castillo	10,000.00	0.00	5,175.00	4,825.00	10,000.00	51.8%
5220-03245	Contracted Service, Child Plus	50,427.00	0.00	50,426.53	0.00	50,426.53	100.0%
5220-04795	Contracted Service, Carol Dietzschold	26,000.00	3,735.00	34,515.00	0.00	34,515.00	132.8%
5220-05105	Contracted Service, Easter Seals Midwest	10,000.00	0.00	4,558.53	5,441.47	10,000.00	45.6%
5220-05515	Contracted Service, The Family Conservancy	149,050.00	0.00	123,050.00	26,000.00	149,050.00	82.6%
5220-06037	Contracted Service, Suzanne Grace	45,950.00	0.00	41,335.00	4,615.00	45,950.00	90.0%
5220-07982	Contracted Service, Jewish Vocational Service	30,000.00	0.00	19,775.39	10,224.61	30,000.00	65.9%
5220-08003	Contracted Service, Jewish Family Services	10,000.00	0.00	3,500.00	6,500.00	10,000.00	35.0%
5220-08753	Contracted Service, KVC	10,000.00	(250.00)	4,875.00	4,875.00	9,750.00	48.8%
5220-09503	Contracted Service, Angela Lanigan	5,000.00	0.00	975.00	4,025.00	5,000.00	19.5%

MID-AMERICA REGIONAL COUNCIL (MARC)
42200 Federal Core HS/EHS FY21-22
For the Twelve Months Ending Saturday, December 31, 2022

Account	Description	Cumulative Budget	Current Month	Cumulative Actual	Obligations Encumbrances	Cumulative Total	Actual % Spent
5220-10621	Contracted Service, MBD Business Service (Maria Brobst	20,000.00	0.00	6,843.75	13,156.25	20,000.00	34.2%
5220-10689	Contracted Service, Georgia Mueller	22,440.00	0.00	22,106.25	333.75	22,440.00	98.5%
5220-11375	Contracted Service, Alma Rivera Morales	0.00	0.00	1,287.50	0.00	1,287.50	-----
5220-13247	Contracted Service, Karen Osborn	54,000.00	0.00	54,000.00	0.00	54,000.00	100.0%
5220-14545	Contracted Service, Proprio Language Services	55,000.00	1,073.48	32,608.30	22,769.17	55,377.47	59.3%
5220-14906	Contracted Service, Reflect to Connect Psychology	10,000.00	0.00	5,291.75	4,708.25	10,000.00	52.9%
5220-15905	Contracted Service, Bridgette Smith	0.00	0.00	1,800.00	0.00	1,800.00	-----
5220-16089	Contracted Service, Social Work PRN	20,000.00	0.00	10,095.28	9,904.72	20,000.00	50.5%
5220-16142	Contracted Service, Mary Signer	37,920.00	0.00	30,555.00	7,365.00	37,920.00	80.6%
5220-17930	Contracted Service, Amy Thompson	86,000.00	0.00	86,000.00	0.00	86,000.00	100.0%
5220-18027	Contracted Service, True Journey Consulting	10,000.00	0.00	10,000.00	0.00	10,000.00	100.0%
5220-18835	Contracted Service, Verizon Wireless	15,400.00	2,560.76	15,366.18	0.00	15,366.18	99.8%
5220-19260	Contracted Service, Pam Wyman	23,040.00	0.00	25,065.00	0.00	25,065.00	108.8%
5220-19542	Contracted Service, Pam Wine	10,000.00	0.00	10,000.00	0.00	10,000.00	100.0%
5220-20260	Contracted Service, Pam Wyman	0.00	0.00	0.00	0.00	0.00	-----
5220-20660	Contracted Service, Kathi Winkler	30,000.00	0.00	22,560.00	7,440.00	30,000.00	75.2%
5230-00000	Legal Fees	5,000.00	0.00	132.00	0.00	132.00	2.6%
5310-00000	Insurance	10,236.00	0.00	14,004.00	0.00	14,004.00	136.8%
5410-00000	In Region Travel	20,000.00	0.00	5,929.72	0.00	5,929.72	29.6%
5420-00000	Out of Region Travel	54,637.78	9,862.20	71,927.01	0.00	71,927.01	131.6%
5430-00000	Registration Fees	40,949.00	1,049.00	33,318.21	0.00	33,318.21	81.4%
5440-00000	Meeting	23,236.00	5,046.54	20,623.65	0.00	20,623.65	88.8%
5450-00000	Periodical & Subscriptions	530.00	0.00	265.00	0.00	265.00	50.0%
5450-20545	Periodical & Subscriptions, WIPFLI	995.00	0.00	995.00	0.00	995.00	100.0%
5460-00000	Professional Memberships	4,474.00	0.00	3,895.75	0.00	3,895.75	87.1%
5625-00000	Child Care Reimbursements	19,447.70	0.00	6,638.75	0.00	6,638.75	34.1%
5660-00000	Other Expense	164,418.52	249.40	70,734.95	0.00	70,734.95	43.0%
5685-00000	Printing	11,000.00	310.09	1,986.34	0.00	1,986.34	18.1%
5700-00000	Supplies and General Expense	133,636.00	59,333.56	267,142.04	0.00	267,142.04	199.9%
5706-00000	Supplies - Equipment - <\$2,000	70,301.00	98,595.75	124,597.06	0.00	124,597.06	177.2%
5760-00000	Training Expense	55,943.00	18,193.92	48,190.42	0.00	48,190.42	86.1%
5760-00009	Training Expense, Ability KC	5,483.00	1,155.00	1,155.00	4,328.00	5,483.00	21.1%
5760-01690	Training Expense, Blue Springs School District	4,033.00	2,551.92	4,397.97	50.13	4,448.10	109.0%
5760-02370	Training Expense, Grandview School District	9,246.00	477.99	7,879.50	1,366.50	9,246.00	85.2%
5760-02565	Training Expense, Raytown School District	8,335.00	0.00	5,457.99	2,877.01	8,335.00	65.5%
5760-03770	Training Expense, Center School District	12,369.00	10,808.73	11,958.73	1,010.27	12,969.00	96.7%
5760-04923	Training Expense, Emmanuel F&C Dev Ctr	9,313.00	0.00	9,422.07	0.00	9,422.07	101.2%
5760-05133	Training Expense, Excelsior Springs School District	6,718.00	8,250.00	12,330.00	2,638.00	14,968.00	183.5%
5760-05391	Training Expense, Front Porch Alliance	2,933.00	0.00	0.00	2,933.00	2,933.00	0.0%
5760-05515	Training Expense, The Family Conservancy	10,949.00	1,232.81	6,858.20	4,090.80	10,949.00	62.6%
5760-06160	Training Expense, Guadalupe Center Inc	13,435.00	0.00	11,623.80	1,811.20	13,435.00	86.5%

MID-AMERICA REGIONAL COUNCIL (MARC)
42200 Federal Core HS/EHS FY21-22
For the Twelve Months Ending Saturday, December 31, 2022

Account	Description	Cumulative Budget	Current Month	Cumulative Actual	Obligations Encumbrances	Cumulative Total	Actual % Spent
5760-09516	Training Expense, Learn A Lot Academy	11,636.00	0.00	7,797.84	3,838.16	11,636.00	67.0%
5760-09715	Training Expense, Lee's Summit School District	9,105.00	5,059.39	7,605.01	1,530.14	9,135.15	83.5%
5760-18116	Training Expense, EarlystART (UICS)	22,706.00	0.00	22,680.73	1,365.13	24,045.86	99.9%
6000-00000	Salaries - Regular - Direct	1,715,593.00	0.00	1,690,518.00	0.00	1,690,518.00	98.5%
6100-00000	Fr Benefits - Regular - Direct	823,485.00	0.00	824,397.32	0.00	824,397.32	100.1%
6800-00000	Indirect Costs - Regular	805,023.00	0.00	799,928.73	0.00	799,928.73	99.4%
6830-00000	Indirect Costs - Subsidy Trans	(40,761.00)	0.00	(23,658.59)	0.00	(23,658.59)	58.0%
6910-00000	Rent - MARC Main Office Space	58,330.00	0.00	77,899.80	0.00	77,899.80	133.6%
	Total Expenses	27,886,444.00	2,754,579.79	27,841,133.10	(700,371.84)	27,140,761.26	99.8%
Balance / % Remaining						45,310.90	0.2%
7000-07800	Contributed Services, Independence Public Schools	0.00	163,942.67	1,563,288.43	0.00	1,563,288.43	0%
7000-08550	Contributed Services, Kansas City Public Schools	0.00	58,988.31	332,550.73	0.00	332,550.73	0%
7000-13205	Contributed Services, Operation Breakthrough	0.00	34,819.15	569,176.93	0.00	569,176.93	0%
7000-20425	Contributed Services, YMCA Of Greater Kansas City	0.00	3,930.23	827,726.00	0.00	827,726.00	0%
	Total Contributed Services	0.00	261,680.36	3,292,742.09	0.00	3,292,742.09	----
GRAND TOTAL		27,886,444.00	3,016,260.15	31,133,875.19	(700,371.84)	30,433,503.35	111.6%
DSPs		22,892,647.00		22,950,642.73			100.3%
Contractual Agrmnts		1,017,323.00		851,025.21			83.7%
MARC Admin		3,976,474.00		4,039,465.16			101.6%
		27,886,444.00		27,841,133.10			99.8%

MID-AMERICA REGIONAL COUNCIL (MARC)
42135 Federal EHS Expansion FY21-22
For the Twelve Months Ending Saturday, December 31, 2022

Account	Description	Cumulative Budget	Current Month	Cumulative Actual	Obligations Encumbrances	Cumulative Total	Actual % Spent
<u>Revenues</u>							
4111-00000	Federal Grant Revenue	\$1,723,468.00	\$4,092.51	\$1,723,468.00	\$0.00	\$1,723,468.00	100.0%
4511-00000	Contributed Services	0.00	0.00	224,412.64	0.00	224,412.64	----
	Total Revenues	<u>1,723,468.00</u>	<u>4,092.51</u>	<u>1,947,880.64</u>	<u>0.00</u>	<u>1,947,880.64</u>	<u>113.0%</u>
<u>Expenses</u>							
5210-08550	Federal Subrecipient, Kansas City Public Schools	340,941.00	0.00	364,462.48	10,228.86	374,691.34	106.9%
5210-13205	Federal Subrecipient, Operation Breakthrough	582,934.00	6,848.00	584,637.72	0.00	584,637.72	100.3%
5220-01690	Contracted Service, Blue Springs School District	284,576.00	0.00	284,576.00	0.00	284,576.00	100.0%
5220-09516	Contracted Service, Learn A Lot Academy	213,432.00	0.00	212,261.40	0.00	212,261.40	99.5%
5220-18116	Contracted Service, EarlystART (UICS)	142,288.00	0.00	142,288.00	0.00	142,288.00	100.0%
5220-00000	Contracted Service	0.00	0.00	2,597.13	0.00	2,597.13	----
5410-00000	In Region Travel	865.00	0.00	0.00	0.00	0.00	0.0%
5420-00000	Out of Region Travel	11,954.00	(2,755.49)	18,853.87	0.00	18,853.87	157.7%
5430-00000	Registration Fees	8,100.00	0.00	4,554.00	0.00	4,554.00	56.2%
5700-00000	Supplies and General Expense	3,733.00	0.00	524.86	0.00	524.86	14.1%
5760-00000	Training Expense	1,717.00	0.00	0.00	0.00	0.00	0.0%
5760-01690	Training Expense, Blue Springs School District	6,891.00	0.00	4,130.31	5,121.33	9,251.64	59.9%
5760-09516	Training Expense, Learn A Lot Academy	5,168.00	0.00	620.43	4,613.02	5,233.45	12.0%
5760-18116	Training Expense, EarlystART (UICS)	3,445.00	0.00	3,443.71	1.29	3,445.00	100.0%
6000-00000	Salaries - Regular - Direct	59,926.00	0.00	50,650.29	0.00	50,650.29	84.5%
6100-00000	Fr Benefits - Regular - Direct	28,765.00	0.00	24,627.27	0.00	24,627.27	85.6%
6800-00000	Indirect Costs - Regular	28,118.00	0.00	23,779.97	0.00	23,779.97	84.6%
6830-00000	Indirect Costs - Subsidy Trans	(1,422.00)	0.00	(653.07)	0.00	(653.07)	45.9%
6910-00000	Rent - MARC Main Office Space	2,037.00	0.00	2,113.63	0.00	2,113.63	103.8%
	Total Expenses	<u>1,723,468.00</u>	<u>4,092.51</u>	<u>1,723,468.00</u>	<u>19,964.50</u>	<u>1,743,432.50</u>	<u>100.0%</u>
Balance / % Remaining						<u>0.00</u>	<u>0.0%</u>
7000-08550	Contributed Services, Kansas City Public Schools	0.00	0.00	0.00	0.00	0.00	----
7000-13205	Contributed Services, Operation Breakthrough, Inc	<u>0.00</u>	<u>0.00</u>	<u>224,412.64</u>	<u>0.00</u>	<u>224,412.64</u>	<u>0%</u>
	Total Contributed Services	<u>0.00</u>	<u>0.00</u>	<u>224,412.64</u>	<u>0.00</u>	<u>224,412.64</u>	<u>----</u>
GRAND TOTAL		<u>1,723,468.00</u>	<u>4,092.51</u>	<u>1,947,880.64</u>	<u>19,964.50</u>	<u>1,967,845.14</u>	<u>113.0%</u>
DSPs		1,579,675.00		1,596,420.05			101.1%
MARC Admin		143,793.00		127,047.95			88.4%
		<u>1,723,468.00</u>		<u>1,723,468.00</u>			<u>100.0%</u>

MID-AMERICA REGIONAL COUNCIL (MARC)
46808 Parent Café Trng Inst FY22
For the Twelve Months Ending Saturday, December 31, 2022

Account	Description	Cumulative Budget	Current Month	Cumulative Actual	Obligations Encumbrances	Cumulative Total	Actual % Spent
<u>Revenues</u>							
4390-00000	Program Income	\$16,200.00	\$6,471.54	\$6,471.54	\$0.00	\$6,471.54	39.9%
	Total Revenues	16,200.00	6,471.54	6,471.54	0.00	6,471.54	39.9%
<u>Expenses</u>							
5220-05616	Contracted Service, L Ferrara	2,640.00	2,040.00	2,040.00	2,640.00	4,680.00	77.3%
5410-00000	In Region Travel	2,940.00	0.00	0.00	0.00	0.00	0.0%
5440-00000	Meeting	1,200.00	1,130.00	1,130.00	0.00	1,130.00	94.2%
5625-00000	Child Care Reimbursements	6,700.00	1,000.00	1,000.00	0.00	1,000.00	14.9%
5660-00000	Other Expense	1,470.00	738.32	738.32	0.00	738.32	50.2%
5700-00000	Supplies and General Expense	1,250.00	1,563.22	1,563.22	0.00	1,563.22	125.1%
	Total Expenses	16,200.00	6,471.54	6,471.54	2,640.00	9,111.54	39.9%
	GRAND TOTAL	16,200.00	6,471.54	6,471.54	2,640.00	9,111.54	39.9%

MAHS
USDA/CACFP Monthly Report
August 2022 - October 2022

	Aug-22		Sep-22		Oct-22	
	<i>Amount</i>		<i>Amount</i>		<i>Amount</i>	
	<i># of Meals Served</i>	<i>Reimbursed</i>	<i># of Meals Served</i>	<i>Reimbursed</i>	<i># of Meals Served</i>	<i>Reimbursed</i>
Tier 1						
Blue Springs School District	468	\$ 1,034.28	1857	\$ 4,103.97	1881	\$ 4,157.01
Emmanuel Child & Family Development	831	\$ 1,836.51	2262	\$ 4,999.02	2628	\$ 5,807.88
Excelsior Springs School District	372	\$ 741.52	2022	\$ 4,030.52	1774	\$ 3,532.71
Grandview School District	1851	\$ 4,090.71	1023	\$ 2,260.83	2082	\$ 4,601.22
Guadalupe Center Inc.	1884	\$ 4,835.16	3149	\$ 8,078.40	2976	\$ 7,731.49
Learn A Lot Academy	1347	\$ 2,722.19	2438	\$ 4,874.22	2575	\$ 5,146.44
Lee's Summit School District	126	\$ 661.73	1527	\$ 3,837.91	1670	\$ 2,024.91
Raytown School District	599	\$ 1,597.46	1624	\$ 4,373.83	1195	\$ 3,285.34
Tier 1 Subtotal	7478	\$ 17,519.56	15902	\$ 36,558.70	16781	\$ 36,287.00
Tier 2						
Ability KC	541	\$ 1,065.77	673	\$ 1,325.81	541	\$ 1,065.77
Center	1113	\$ 2,459.73	4083	\$ 9,023.43	4760	\$ 7,889.70
United Inner City Services	2549	\$ 5,665.93	4068	\$ 5,990.28	4467	\$ 9,872.07
Tier 2 Subtotal	4203	\$ 9,191.43	8824	\$ 16,339.52	9768	\$ 18,827.54
Tier 3						
Independence School District						
Kansas City Public Schools	5360	\$ 14,345.92	16815	\$ 43,838.21	16776	\$ 43,858.64
Operation Breakthrough	4533	\$ 8,961.26	8484	\$ 17,024.80	7723	\$ 14,663.34
YMCA Greater Kansas City	2267	\$ 5,909.39	6393	\$ 16,016.69	6315	\$ 15,849.95
Tier 3 Subtotal	12160	\$ 29,216.57	31692	\$ 76,879.70	30814	\$ 74,371.93
Grand Total	23841	\$ 55,927.56	56418	\$ 129,777.92	57363	\$ 129,486.47

** ISD report has not been submitted as of 01.05.23

MAHS
USDA/CACFP Monthly Report
November 2022-January 2023

	Nov-22		Dec-22		Jan-23	
	<i># of Meals Served</i>	<i>Amount Reimbursed</i>	<i># of Meals Served</i>	<i>Amount Reimbursed</i>	<i># of Meals Served</i>	<i>Amount Reimbursed</i>
Tier 1						
Blue Springs School District						
Emmanuel Child & Family Development	2099	\$ 4,637.34	1620	\$ 3,580.20	2427	\$ 5,363.67
Excelsior Springs School District	1579	\$ 2,999.00	1010	\$ 1,919.01		
Grandview School District						
Guadalupe Center Inc.						
Learn A Lot Academy	742	\$ 1,461.74	534	\$ 1,051.98		
Lee's Summit School District	1620	\$ 4,052.71	1266	\$ 3,199.77	1418	\$ 3,401.64
Raytown School District	1201	\$ 3,256.60	1057	\$ 2,879.97	1032	\$ 2,832.41
Tier 1 Subtotal	7,241.00	\$ 16,407.39	5,487.00	\$ 12,630.93	4,877.00	\$ 11,597.72
Tier 2						
Ability KC						
Center	3564	\$ 7,876.44	2916	\$ 6,444.36	3435	\$ 7,591.35
United Inner City Services	4341	\$ 9,593.61	3114	\$ 6,881.94	4167	\$ 9,209.07
Tier 2 Subtotal	7,905.00		6,030.00	\$ 13,326.30	7,602.00	\$ 16,800.42
Tier 3						
Independence School District	14439	\$ 33,612.72	13505	\$ 26,369.32	11342	\$ 29,193.48
Kansas City Public Schools						
Operation Breakthrough						
YMCA Greater Kansas City	5629	\$ 14,136.99	4261	\$ 10,857.91	5670	\$ 14,587.07
Tier 3 Subtotal	20,068.00	\$ 47,749.71	17,766.00	\$ 37,227.23	17,012.00	\$ 43,780.55
Grand Total	35,214.00	\$ 64,157.10	29,283.00	\$ 63,184.46	29,491.00	\$ 72,178.69

Note:

Credit Card Summary
Credit Card Statements October-November 2022
Totals

McKenzie Neds

October 2022	\$ 19,256.26	
November 2022	\$ 5,180.70	
Total		\$ 24,436.96

Steven Lewis

October 2022	\$ 17,168.73	
November 2022	No Charges	
		\$ 17,168.73

Jovanna Rohs

October 2022	\$ 11,314.18	
November 2022	No Charges	
Total		\$ 11,314.18

Brady Smith

October 2022	\$ 9,158.09	
November 2022	\$ 2,596.64	
Total		\$ 11,754.73

Grand Total		<u><u>\$ 64,674.60</u></u>
--------------------	--	-----------------------------------

Credit Card Summary
Credit Card Statements December 2022 - January 2023
Totals

McKenzie Neds

December 2022	\$ 3,579.58	
January 2023	\$ (242.03)	
Total		\$ 3,337.55

Jovanna Rohs

December 2022	\$ 203.23	
January 2023	\$ 2,921.83	
Total		\$ 3,125.06

Brady Smith

December 2022	\$ 6,742.01	
January 2023	\$ 4,903.79	
Total		\$ 11,645.80

Grand Total		<u><u>\$ 18,108.41</u></u>
--------------------	--	-----------------------------------

November 2022 STATEMENT FOR THE MONTH Ending October 2022

Expense Account	Federal Cost Category	Date of Transaction	MARC Employee	Account Code	Vendor	Date of Statement	Amount	Description
5420	Out of Region Travel	10/6/2022	M Neds	61-2-55-42200-4220207-5420-00000	Marriott Marquis DC	11/1/2022	\$ 480.12	NBCDI Conference Hotel MARC Staff
		10/6/2022	M Neds	61-2-55-42200-4220207-5420-00000	Marriott Marquis DC	11/1/2022	\$ 480.12	NBCDI Conference Hotel MARC Staff
		10/10/2022	M Neds	61-2-55-42200-4220011-5420-00000	AC Hotels by Marriott	11/1/2022	\$ 1,035.92	NBCDI Conference Hotel KCPS Staff
		10/10/2022	M Neds	61-2-55-42200-4220211-5420-00000	AC Hotels by Marriott	11/1/2022	\$ 309.43	NBCDI Conference Hotel KCPS Staff
		10/10/2022	M Neds	61-2-55-42200-4220011-5420-00000	AC Hotels by Marriott	11/1/2022	\$ 202.44	NBCDI Conference Hotel KCPS Staff
		10/10/2022	M Neds	61-2-55-42200-4220211-5420-00000	AC Hotels by Marriott	11/1/2022	\$ 60.47	NBCDI Conference Hotel KCPS Staff
		10/6/2022	M Neds	61-2-55-42200-4220011-5420-00000	Marriott Marquis DC	11/1/2022	\$ 1,000.75	NBCDI Conference Hotel MARC Staff
		10/6/2022	M Neds	61-2-55-42200-4220211-5420-00000	Marriott Marquis DC	11/1/2022	\$ 298.93	NBCDI Conference Hotel MARC Staff
		10/6/2022	M Neds	61-2-55-42200-4220011-5420-00000	Marriott Marquis DC	11/1/2022	\$ 1,190.50	NBCDI Conference Hotel MARC Staff
		10/6/2022	M Neds	61-2-55-42200-4220211-5420-00000	Marriott Marquis DC	11/1/2022	\$ 355.60	NBCDI Conference Hotel MARC Staff
		10/6/2022	M Neds	61-2-55-42200-4220011-5420-00000	Marriott Marquis DC	11/1/2022	\$ 952.40	NBCDI Conference Hotel MARC Staff
		10/6/2022	M Neds	61-2-55-42200-4220211-5420-00000	Marriott Marquis DC	11/1/2022	\$ 284.48	NBCDI Conference Hotel MARC Staff
		10/6/2022	M Neds	61-2-55-42200-4220011-5420-00000	Marriott Marquis DC	11/1/2022	\$ 952.40	NBCDI Conference Hotel MARC Staff
		10/6/2022	M Neds	61-2-55-42200-4220211-5420-00000	Marriott Marquis DC	11/1/2022	\$ 284.48	NBCDI Conference Hotel MARC Staff
		10/23/2022	M Neds	61-2-55-42200-4220005-5420-00000	Caesar's Palace Las Vegas	11/1/2022	\$ 910.38	Child Plus Training Conference Hotel MARC Staff
		10/23/2022	M Neds	61-2-55-42200-4220205-5420-00000	Caesar's Palace Las Vegas	11/1/2022	\$ 271.93	Child Plus Training Conference Hotel MARC Staff
		10/23/2022	M Neds	61-2-55-42200-4220001-5420-00000	Caesar's Palace Las Vegas	11/1/2022	\$ 910.38	Child Plus Training Conference Hotel MARC Staff
		10/23/2022	M Neds	61-2-55-42200-4220201-5420-00000	Caesar's Palace Las Vegas	11/1/2022	\$ 271.93	Child Plus Training Conference Hotel MARC Staff
		10/23/2022	M Neds	61-2-55-42200-4220005-5420-00000	Caesar's Palace Las Vegas	11/1/2022	\$ 910.38	Child Plus Training Conference Hotel MARC Staff
		10/23/2022	M Neds	61-2-55-42200-4220205-5420-00000	Caesar's Palace Las Vegas	11/1/2022	\$ 271.93	Child Plus Training Conference Hotel MARC Staff
		10/23/2022	M Neds	61-2-55-42200-4220010-5420-00000	Caesar's Palace Las Vegas	11/1/2022	\$ 910.38	Child Plus Training Conference Hotel MARC Staff
		10/23/2022	M Neds	61-2-55-42200-4220210-5420-00000	Caesar's Palace Las Vegas	11/1/2022	\$ 271.93	Child Plus Training Conference Hotel MARC Staff
		10/23/2022	M Neds	61-2-55-42200-4220005-5420-00000	Caesar's Palace Las Vegas	11/1/2022	\$ 1,465.96	Child Plus Training Conference Hotel MARC Staff
		10/23/2022	M Neds	61-2-55-42200-4220205-5420-00000	Caesar's Palace Las Vegas	11/1/2022	\$ 437.89	Child Plus Training Conference Hotel MARC Staff
		10/23/2022	M Neds	61-2-55-42200-4220005-5420-00000	Caesar's Palace Las Vegas	11/1/2022	\$ 910.38	Child Plus Training Conference Hotel MARC Staff
		10/23/2022	M Neds	61-2-55-42200-4220205-5420-00000	Caesar's Palace Las Vegas	11/1/2022	\$ 271.93	Child Plus Training Conference Hotel MARC Staff
							\$ 15,703.44	
5700	Supplies	10/3/2022	M Neds	61-2-55-42200-4220010-5700-00000	Totally Promotional	11/1/2022	\$ 177.18	ERSEA Recruitment Supplies
		10/3/2022	M Neds	61-2-55-42200-4220210-5700-00000	Totally Promotional	11/1/2022	\$ 52.92	ERSEA Recruitment Supplies
		10/3/2022	M Neds	61-2-55-42200-4220008-5700-00000	Amazon.com	11/1/2022	\$ 83.13	Program Governance - Policy Council Supplies
		10/3/2022	M Neds	61-2-55-42200-4220208-5700-00000	Amazon.com	11/1/2022	\$ 24.83	Program Governance - Policy Council Supplies
	Total						\$ 338.06	
5760	Training	10/6/2022	M Neds	61-2-55-42200-4220101-5760-00000	Marriott Marquis DC	11/1/2022	\$ 1,607.38	NBCDI Conference Hotel MARC Staff
		10/6/2022	M Neds	61-2-55-42200-4220101-5760-00000	Marriott Marquis DC	11/1/2022	\$ 1,607.38	NBCDI Conference Hotel MARC Staff
	Total						\$ 3,214.76	
Grand Total							\$ 19,256.26	

December 2022 STATEMENT FOR THE MONTH Ending November 2022

Expense Account	Federal Cost Category	Date of Transaction	MARC Employee	Account Code	Vendor	Date of Statement	Amount	Description
5440	Meeting							
		11/6/2022	M Neds	61-2-55-42210-4221006-5440-00000	Minksys Pizza	12/1/2022	\$ 447.86	Center School District Parent Café
		11/16/2022	M Neds	61-2-55-42210-4221001-5440-00000	Buca Di Beppo	12/1/2022	\$ 392.48	November Policy Council Meeting Food
		11/16/2022	M Neds	61-2-55-42210-4221201-5440-00000	Buca Di Beppo	12/1/2022	\$ 117.23	November Policy Council Meeting Food
		11/16/2022	M Neds	61-2-55-42210-4221006-5440-00000	Spokes Café	12/1/2022	\$ 130.82	November Advisory Committee Meeting Food
		11/16/2022	M Neds	61-2-55-42210-4221206-5440-00000	Spokes Café	12/1/2022	\$ 39.07	November Advisory Committee Meeting Food
	Total						\$ 1,127.46	
5420	Out of Region Travel							
		11/14/2022	M Neds	61-2-55-42210-4221004-5420-00000	Mariott Marquis Washington DC	12/1/2022	\$ 1,274.57	NAEYC Conference Hotel MARC Staff
		11/14/2022	M Neds	61-2-55-42210-4221204-5420-00000	Mariott Marquis Washington DC	12/1/2022	\$ 380.71	NAEYC Conference Hotel MARC Staff
		11/14/2022	M Neds	61-2-55-42210-4221004-5420-00000	Mariott Marquis Washington DC	12/1/2022	\$ 1,274.57	NAEYC Conference Hotel MARC Staff
		11/14/2022	M Neds	61-2-55-42210-4221204-5420-00000	Mariott Marquis Washington DC	12/1/2022	\$ 380.71	NAEYC Conference Hotel MARC Staff
		11/16/2022	M Neds	61-2-55-42210-4221006-5420-00000	Double Tree Hotel GA	12/1/2022	\$ 285.93	Program Governance Conference Hotel MARC Staff
		11/16/2022	M Neds	61-2-55-42210-4221206-5420-00000	Double Tree Hotel GA	12/1/2022	\$ 85.41	Program Governance Conference Hotel MARC Staff
		11/16/2022	M Neds	61-2-55-42210-4220010-5420-00000	Double Tree Hotel GA	12/1/2022	\$ 285.93	Program Governance Conference Hotel MARC Staff
		11/16/2022	M Neds	61-2-55-42210-4220210-5420-00000	Double Tree Hotel GA	12/1/2022	\$ 85.41	Program Governance Conference Hotel MARC Staff
							\$ 4,053.24	
	Grand Total						\$ 5,180.70	

November 2022 STATEMENT FOR THE MONTH Ending October 2022								
Expense Account	Federal Cost Category	Date of Transaction	MARC Employee	Account Code	Vendor	Date of Statement	Amount	Description
5420	Out of Region Travel	10/13/2022	S Lewis	61-2-55-42200-4220006-5420-00000	National Head Start Association	11/1/2022	\$ 391.93	NHSA Conference Registration MARC Staff
		10/13/2022	S Lewis	61-2-55-42200-4220206-5420-00000	National Head Start Association	11/1/2022	\$ 117.07	NHSA Conference Registration MARC Staff
		10/13/2022	S Lewis	61-2-55-42200-4220010-5420-00000	National Head Start Association	11/1/2022	\$ 391.93	NHSA Conference Registration MARC Staff
		10/13/2022	S Lewis	61-2-55-42200-4220010-5420-00000	National Head Start Association	11/1/2022	\$ 117.07	NHSA Conference Registration MARC Staff
		10/13/2022	S Lewis	61-2-55-42200-4220006-5420-00000	National Head Start Association	11/1/2022	\$ 391.93	NHSA Conference Registration MARC Staff
		10/13/2022	S Lewis	61-2-55-42200-4220010-5420-00000	National Head Start Association	11/1/2022	\$ 391.93	NHSA Conference Registration MARC Staff
		10/13/2022	S Lewis	61-2-55-42200-4220010-5420-00000	National Head Start Association	11/1/2022	\$ 117.07	NHSA Conference Registration MARC Staff
		10/13/2022	S Lewis	61-2-55-42200-4220006-5420-00000	Southwest Airlines	11/1/2022	\$ 305.66	NHSA Conference Airfare MARC Staff
		10/13/2022	S Lewis	61-2-55-42200-4220206-5420-00000	Southwest Airlines	11/1/2022	\$ 91.30	NHSA Conference Airfare MARC Staff
		10/13/2022	S Lewis	61-2-55-42200-4220010-5420-00000	Southwest Airlines	11/1/2022	\$ 305.66	NHSA Conference Airfare MARC Staff
		10/13/2022	S Lewis	61-2-55-42200-4220010-5420-00000	Southwest Airlines	11/1/2022	\$ 91.30	NHSA Conference Airfare MARC Staff
		10/13/2022	S Lewis	61-2-55-42200-4220006-5420-00000	Southwest Airlines	11/1/2022	\$ 264.85	NHSA Conference Airfare ESSD Staff
		10/13/2022	S Lewis	61-2-55-42200-4220206-5420-00000	Southwest Airlines	11/1/2022	\$ 79.11	NHSA Conference Airfare ESSD Staff
		10/13/2022	S Lewis	61-2-55-42200-4220010-5420-00000	Southwest Airlines	11/1/2022	\$ 305.66	NHSA Conference Airfare MARC Staff
		10/13/2022	S Lewis	61-2-55-42200-4220010-5420-00000	Southwest Airlines	11/1/2022	\$ 91.30	NHSA Conference Airfare MARC Staff
		10/13/2022	S Lewis	61-2-55-42200-4220010-5420-00000	Southwest Airlines	11/1/2022	\$ 305.66	NHSA Conference Airfare MARC Staff
		10/13/2022	S Lewis	61-2-55-42200-4220010-5420-00000	Southwest Airlines	11/1/2022	\$ 91.30	NHSA Conference Airfare MARC Staff
		10/20/2022	S Lewis	61-2-55-42200-4220207-5420-00000	Embassy Suites	11/1/2022	\$ 186.74	Missouri Primary Care Association Conference Hotel MARC Staff
		10/13/2022	S Lewis	61-2-55-42200-4220006-5420-00000	Southwest Airlines	11/1/2022	\$ 282.56	Program Governance Conference Airfare MARC Staff
		10/13/2022	S Lewis	61-2-55-42200-4220206-5420-00000	Southwest Airlines	11/1/2022	\$ 84.40	Program Governance Conference Airfare MARC Staff
		10/13/2022	S Lewis	61-2-55-42200-4220010-5420-00000	Southwest Airlines	11/1/2022	\$ 282.56	Program Governance Conference Airfare MARC Staff
		10/13/2022	S Lewis	61-2-55-42200-4220210-5420-00000	Southwest Airlines	11/1/2022	\$ 84.40	Program Governance Conference Airfare MARC Staff
							\$ 4,771.39	
5440	Meeting	10/13/2022	S Lewis	61-2-55-42200-4220011-5440-00000	Panera Bread	11/1/2022	\$ 92.28	Mental Health Meeting onsite at MARC
		10/13/2022	S Lewis	61-2-55-42200-4220011-5440-00000	Panera Bread	11/1/2022	\$ 27.56	Mental Health Meeting onsite at MARC
		10/19/2022	S Lewis	61-2-55-42200-4220004-5440-00000	Grandma's Catering	11/1/2022	\$ 377.03	ECC Collaboration Meeting
		10/19/2022	S Lewis	61-2-55-42200-4220004-5440-00000	Grandma's Catering	11/1/2022	\$ 112.62	ECC Collaboration Meeting
		10/19/2022	S Lewis	61-2-55-42200-4220006-5440-00000	Jack Stack Worldwide	11/1/2022	\$ 237.93	FCE Workforce Meeting
		10/19/2022	S Lewis	61-2-55-42200-4220006-5440-00000	Jack Stack Worldwide	11/1/2022	\$ 71.07	FCE Workforce Meeting
	Total						\$ 918.49	
5700	Supplies	10/13/2022	S Lewis	61-2-55-42200-4220003-5700-00000	Amazon.com	11/1/2022	\$ 3.84	Health Supplies
		10/13/2022	S Lewis	61-2-55-42200-4220203-5700-00000	Amazon.com	11/1/2022	\$ 1.15	Health Supplies
		10/13/2022	S Lewis	61-2-55-42200-4220003-5700-00000	Amazon.com	11/1/2022	\$ 207.90	Health Supplies
		10/13/2022	S Lewis	61-2-55-42200-4220203-5700-00000	Amazon.com	11/1/2022	\$ 62.10	Health Supplies
		10/13/2022	S Lewis	61-2-55-42200-4220003-5700-00000	Amazon.com	11/1/2022	\$ 100.08	Health Supplies
		10/13/2022	S Lewis	61-2-55-42200-4220203-5700-00000	Amazon.com	11/1/2022	\$ 29.90	Health Supplies
		10/13/2022	S Lewis	61-2-55-42200-4220004-5700-00000	Amazon.com	11/1/2022	\$ 12.30	Education Supplies
		10/13/2022	S Lewis	61-2-55-42200-4220204-5700-00000	Amazon.com	11/1/2022	\$ 3.68	Education Supplies
		10/13/2022	S Lewis	61-2-55-42200-4220004-5700-00000	Amazon.com	11/1/2022	\$ 102.98	Education Supplies
		10/13/2022	S Lewis	61-2-55-42200-4220204-5700-00000	Amazon.com	11/1/2022	\$ 30.76	Education Supplies
		10/13/2022	S Lewis	61-2-55-42200-4220011-5700-00000	Amazon.com	11/1/2022	\$ 153.57	Mental Health Supplies
		10/13/2022	S Lewis	61-2-55-42200-4220011-5700-00000	Amazon.com	11/1/2022	\$ 45.87	Mental Health Supplies
		10/13/2022	S Lewis	61-2-55-42200-4220003-5700-00000	Amazon.com	11/1/2022	\$ 153.23	Health Supplies
		10/13/2022	S Lewis	61-2-55-42200-4220203-5700-00000	Amazon.com	11/1/2022	\$ 45.77	Health Supplies
		10/13/2022	S Lewis	61-2-55-42200-4220010-5700-00000	Amazon.com	11/1/2022	\$ 120.12	ERSEA Supplies
		10/13/2022	S Lewis	61-2-55-42200-4220010-5700-00000	Amazon.com	11/1/2022	\$ 35.88	ERSEA Supplies
		10/13/2022	S Lewis	61-2-55-42200-4220008-5700-00000	Amazon.com	11/1/2022	\$ 298.53	Policy Council Supplies
		10/13/2022	S Lewis	61-2-55-42200-4220008-5700-00000	Amazon.com	11/1/2022	\$ 89.17	Policy Council Supplies
		10/13/2022	S Lewis	61-2-55-42200-4220003-5700-00000	Institute for Healthcare	11/1/2022	\$ 474.32	Health Supplies
		10/13/2022	S Lewis	61-2-55-42200-4220203-5700-00000	Institute for Healthcare	11/1/2022	\$ 141.68	Health Supplies
		10/19/2022	S Lewis	61-2-55-42200-4220032-5700-00000	Amazon.com	11/1/2022	\$ 11.99	QI Supplies for Grandview School District
		10/19/2022	S Lewis	61-2-55-42200-4220032-5700-00000	Amazon.com	11/1/2022	\$ 86.87	QI Supplies for Grandview School District
		10/19/2022	S Lewis	61-2-55-42200-4220032-5700-00000	Amazon.com	11/1/2022	\$ 16.99	QI Supplies for Grandview School District
		10/19/2022	S Lewis	61-2-55-42200-4220032-5700-00000	Amazon.com	11/1/2022	\$ 1,125.30	QI Supplies for Grandview School District
		10/19/2022	S Lewis	61-2-55-42200-4220032-5700-00000	Amazon.com	11/1/2022	\$ 7.94	QI Supplies for Grandview School District
		10/19/2022	S Lewis	61-2-55-42200-4220032-5700-00000	Amazon.com	11/1/2022	\$ 319.42	QI Supplies for Grandview School District
		10/22/2022	S Lewis	61-2-55-42200-4220011-5700-00000	Allegro Medical	11/1/2022	\$ 16.15	Mental Health Supplies for HS child
		10/20/2022	S Lewis	61-2-55-42200-4220011-5700-00000	Loving Guidance	11/1/2022	\$ 1,268.04	Mental Health Supplies
		10/20/2022	S Lewis	61-2-55-42200-4220011-5700-00000	Loving Guidance	11/1/2022	\$ 378.76	Mental Health Supplies
		10/20/2022	S Lewis	61-2-55-42200-4220011-5700-00000	Amazon.com	11/1/2022	\$ 173.30	Mental Health Supplies
		10/20/2022	S Lewis	61-2-55-42200-4220011-5700-00000	Amazon.com	11/1/2022	\$ 51.76	Mental Health Supplies
		10/20/2022	S Lewis	61-2-55-42200-4220011-5700-00000	Amazon.com	11/1/2022	\$ 153.49	Mental Health Supplies
		10/20/2022	S Lewis	61-2-55-42200-4220011-5700-00000	Amazon.com	11/1/2022	\$ 45.85	Mental Health Supplies
		10/20/2022	S Lewis	61-2-55-42200-4220011-5700-00000	Amazon.com	11/1/2022	\$ 519.75	Mental Health Supplies
		10/20/2022	S Lewis	61-2-55-42200-4220011-5700-00000	Amazon.com	11/1/2022	\$ 155.25	Mental Health Supplies
	Total						\$ 6,443.69	
5760	Training	10/30/2022	S Lewis	61-2-55-42200-4220102-5760-05133	Ooey Gooy	11/1/2022	\$ 4,410.00	ESSD Staff Training
		10/20/2022	S Lewis	61-2-55-42200-4220101-5760-00000	Embassy Suites	11/1/2022	\$ 825.16	Missouri Primary Care Association Conference Hotel MARC Staff
	Total						\$ 5,035.16	
Grand Total							\$ 17,168.73	

November 2022 STATEMENT FOR THE MONTH Ending October 31st

Expense Account	Federal Cost Category	Date of Transaction	MARC Employee	Account Code	Vendor	Date of Statement	Amount	Description
5440	Meeting							
		10/24/2022	J Rohs	61-2-55-42200-4220008-5440-00000	Pickleman's	11/1/2022	\$383.97	Policy Council New Member Training
		10/24/2022	J Rohs	61-2-55-42200-4220208-5440-00000	Pickleman's	11/1/2022	\$114.69	Policy Council New Member Training
		10/25/2022	J Rohs	61-2-55-42200-4220006-5440-00000	Minskys	11/1/2022	\$206.56	Guadalupe Parent Café
		10/25/2022	J Rohs	61-2-55-42200-4220206-5440-00000	Minskys	11/1/2022	\$61.70	Guadalupe Parent Café
		10/26/2022	J Rohs	61-2-55-42205-4220502-5440-00000	Pickleman's	11/1/2022	\$498.66	Workforce Meeting- Cohort 2 Session 6
	Total						<u>\$1,265.58</u>	
5700	Supplies							
		10/7/2022	J Rohs	61-2-55-42200-4220004-5700-00000	Amazon	11/1/2022	\$397.24	DSP Tier 1 & 2 technology supplies
		10/7/2022	J Rohs	61-2-55-42200-4220204-5700-00000	Amazon	11/1/2022	\$118.66	DSP Tier 1 & 2 technology supplies
		10/28/2022	J Rohs	61-2-55-42200-4220010-5700-00000	Amazon	11/1/2022	\$462.00	Interpretation Supplies
		10/28/2022	J Rohs	61-2-55-42200-4220210-5700-00000	Amazon	11/1/2022	\$138.00	Interpretation Supplies
		10/28/2022	J Rohs	61-2-55-42200-4220022-5700-00000	Amazon	11/1/2022	\$2,952.05	CLASS 2.0 Materials
		10/30/2022	J Rohs	61-2-55-42200-4220022-5700-00000	Amazon	11/1/2022	\$43.74	CLASS 2.0 materials
		10/30/2022	J Rohs	61-2-55-42200-4220011-5700-00000	Amazon	11/1/2022	\$173.37	Mental Health Social Emotional Supplies
		10/30/2023	J Rohs	61-2-55-42200-4220211-5700-00000	Amazon	11/1/2022	\$51.78	Mental Health Social Emotional Supplies
		10/31/2022	J Rohs	61-2-55-42200-4220011-5700-00000	Amazon	11/1/2022	\$17.00	Mental Health Social Emotional Supplies
		10/31/2022	J Rohs	61-2-55-42200-4220211-5700-00000	Amazon	11/1/2022	\$5.08	Mental Health Social Emotional Supplies
		10/25/2022	J Rohs	61-2-55-42200-4220011-5700-00000	Conscious Discipline	11/1/2022	\$173.30	YMCA Social Emotional Supplies
		10/25/2022	J Rohs	61-2-55-42200-4220211-5700-00000	Conscious Discipline	11/1/2022	\$51.76	YMCA Social Emotional Supplies
		10/25/2022	J Rohs	61-2-55-42200-4220011-5700-00000	Conscious Discipline	11/1/2022	\$173.30	YMCA Social Emotional Supplies
		10/25/2022	J Rohs	61-2-55-42200-4220211-5700-00000	Conscious Discipline	11/1/2022	\$51.76	YMCA Social Emotional Supplies
		10/25/2022	J Rohs	61-2-55-42200-4220011-5700-00000	Conscious Discipline	11/1/2022	\$173.30	YMCA Social Emotional Supplies
		10/25/2022	J Rohs	61-2-55-42200-4220211-5700-00000	Conscious Discipline	11/1/2022	\$51.76	YMCA Social Emotional Supplies
		10/25/2022	J Rohs	61-2-55-42200-4220011-5700-00000	Conscious Discipline	11/1/2022	\$173.30	YMCA Social Emotional Supplies
		10/25/2022	J Rohs	61-2-55-42200-4220211-5700-00000	Conscious Discipline	11/1/2022	\$51.76	YMCA Social Emotional Supplies
		10/25/2022	J Rohs	61-2-55-42200-4220011-5700-00000	Conscious Discipline	11/1/2022	\$173.30	YMCA Social Emotional Supplies
		10/25/2022	J Rohs	61-2-55-42200-4220211-5700-00000	Conscious Discipline	11/1/2022	\$51.76	YMCA Social Emotional Supplies
		10/25/2022	J Rohs	61-2-55-42200-4220011-5700-00000	Conscious Discipline	11/1/2022	\$374.54	Yellow Jacket Social Emotional Supplies
		10/25/2022	J Rohs	61-2-55-42200-4220211-5700-00000	Conscious Discipline	11/1/2022	\$111.88	Yellow Jacket Social Emotional Supplies
		10/30/2022	J Rohs	61-2-55-42200-4220011-5700-00000	Framed Art	11/1/2022	\$183.23	Yellow Jacket CLASS Materials
		10/30/2022	J Rohs	61-2-55-42200-4220211-5700-00000	Framed Art	11/1/2022	\$54.73	Yellow Jacket CLASS Materials
							<u>\$ 6,208.60</u>	
5760	Training							
		10/28/2022	J Rohs	61-2-55-42200-4220102-5760-05133	Conscious Discipline	11/1/2022	\$2,880.00	ESSD Training Supplies
		10/28/2022	J Rohs	61-2-55-42200-4220102-5760-05133	Conscious Discipline	11/1/2022	\$960.00	Lisa Murphy Training Supplies
	Total						<u>\$3,840.00</u>	
							<u>\$11,314.18</u>	
	Total							

November 2022 STATEMENT FOR THE MONTH Ending October 31st

Expense Account	Federal Cost Category	Date of Transaction	MARC Employee	Account Code	Vendor	Date of Statement	Amount	Description
5220	Contracted Service	10/15/2022	B Konomos	61-2-55-42200-4220001-5220-18835 61-2-55-42200-4220201-5220-18835	Verizon Wireless	11/1/2022	\$985.89 \$294.49	Head Start MiFi Monthly Charge
	Total						<u><u>\$1,280.38</u></u>	
5440	Meeting	10/12/2022	B Konomos	61-2-55-42205-4220502-5440-00000	Milwaukee Deli	11/1/2022	\$278.76	Workforce Cohort 2 Session 4 Dinner
		10/7/2022	B Konomos	61-2-55-42200-4220004-5440-00000	Panera Bread	11/1/2022	\$129.24	Young Investigators Training Lunch- Oct 11th
		10/7/2022	B Konomos	61-2-55-42200-4220204-5440-00000	Panera Bread	11/1/2022	\$38.60	Young Investigators Training Lunch- Oct 11th
		10/7/2022	B Konomos	61-2-55-42200-4220004-5440-00000	Minsky's Pizza	11/1/2022	\$71.17	Young Investigators Training Lunch- Oct 10th
		10/7/2022	B Konomos	61-2-55-42200-4220204-5440-00000	Minsky's Pizza	11/1/2022	\$21.26	Young Investigators Training Lunch- Oct 10th
		10/17/2022	B Konomos	61-2-55-42200-4220006-5440-00000	The Russell	11/1/2022	\$382.54	Policy Council Open House Food
		10/17/2022	B Konomos	61-2-55-42200-4220206-5440-00000	The Russell	11/1/2022	\$114.26	Policy Council Open House Food
		10/3/2022	B Konomos	61-2-55-42200-4220004-5440-00000	Minsky's Pizza	11/1/2022	\$109.65	Strength Base Coaching Training Food- Oct 3rd
		10/3/2022	B Konomos	61-2-55-42200-4220204-5440-00000	Minsky's Pizza	11/1/2022	\$32.75	Strength Base Coaching Training Food- Oct 3rd
		10/4/2022	B Konomos	61-2-55-42200-4220004-5440-00000	Panera Bread	11/1/2022	\$228.81	Strength Base Coaching Training Food- Oct 4th
		10/4/2022	B Konomos	61-2-55-42200-4220204-5440-00000	Panera Bread	11/1/2022	\$68.34	Strength Base Coaching Training Food- Oct 4th
		10/4/2022	B Konomos	61-2-55-42205-4220502-5440-00000	Gates BBQ	11/1/2022	\$591.13	Workforce Cohort 2 Session 3 Dinner
		10/12/2022	B Konomos	61-2-55-42200-4220002-5440-00000	EzCater	11/1/2022	\$395.76	Head Start 5year Goal Meeting Lunch
		10/12/2022	B Konomos	61-2-55-42200-4220202-5440-00000	EzCater	11/1/2022	\$118.21	Head Start 5year Goal Meeting Lunch
		10/12/2022	B Konomos	61-2-55-42200-4220002-5440-00000	Panera Bread	11/1/2022	\$260.96	Head Start 5year Goal Meeting Breakfast
		10/12/2022	B Konomos	61-2-55-42200-4220202-5440-00000	Panera Bread	11/1/2022	\$77.95	Head Start 5year Goal Meeting Breakfast
		10/5/2022	B Konomos	61-2-55-42200-4220006-5440-00000	Gates BBQ	11/1/2022	\$354.78	UCLA Session 2 Dinner
		10/5/2022	B Konomos	61-2-55-42200-4220206-5440-00000	Gates BBQ	11/1/2022	\$105.97	UCLA Session 2 Dinner
	Total						<u><u>\$ 3,380.14</u></u>	
5700	Supplies	10/7/2022	B Konomos	61-2-55-42200-4220022-5700-00000	NAEYC Internet	11/1/2022	\$948.64	CLASS 2.0 Books
		10/7/2022	B Konomos	61-2-55-42200-4220222-5700-00000	NAEYC Internet	11/1/2022	\$283.36	CLASS 2.0 Books
		10/10/2022	B Konomos	61-2-55-42200-4220022-5700-00000	NAEYC Internet	11/1/2022	\$1,050.83	CLASS 2.0 Books
		10/10/2022	B Konomos	61-2-55-42200-4220222-5700-00000	NAEYC Internet	11/1/2022	\$313.89	CLASS 2.0 Books
		10/9/2022	B Konomos	61-2-55-42200-4220006-5700-00000	Amazon	11/1/2022	\$18.43	Policy Council Open House Supplies
		10/9/2022	B Konomos	61-2-55-42200-4220206-5700-00000	Amazon	11/1/2022	\$5.51	Policy Council Open House Supplies
		10/9/2022	B Konomos	61-2-55-42200-4220006-5700-00000	Amazon	11/1/2022	\$118.51	Policy Council Open House Supplies
		10/9/2022	B Konomos	61-2-55-42200-4220206-5700-00000	Amazon	11/1/2022	\$35.40	Policy Council Open House Supplies
		10/9/2022	B Konomos	61-2-55-42200-4220006-5700-00000	Be Strong Families	11/1/2022	\$267.96	Policy Council Open House Supplies
		10/9/2022	B Konomos	61-2-55-42200-4220206-5700-00000	Be Strong Families	11/1/2022	\$80.04	Policy Council Open House Supplies
		10/7/2022	B Konomos	61-2-55-42200-4220022-5700-00000	Teachstone	11/1/2022	\$1,375.00	Five CLASS Certifications
							<u><u>\$ 4,497.57</u></u>	
	Total						<u><u>\$9,158.09</u></u>	

December 2022 STATEMENT FOR THE MONTH Ending November 30th

Expense Account	Federal Cost Category	Date of Transaction	MARC Employee	Account Code	Vendor	Date of Statement	Amount	Description
5240	Service Agreements	11/15/2022	B Konomos	61-2-55-42210-4221001-5240-18835	Verizon Wireless	12/1/2022	\$985.89	Head Start MiFi Monthly Charge
		11/15/2022	B Konomos	61-2-55-42210-4221201-5240-18835	Verizon Wireless	12/1/2022	\$294.49	Head Start MiFi Monthly Charge
	Total						<u>\$1,280.38</u>	
5440	Meeting	11/17/2022	B Konomos	61-2-55-42210-4221003-5440-00000	Matthew's Catering	12/1/2022	\$830.00	Health Advisory Committee Lunch
		11/14/2022	B Konomos	61-2-55-42210-4221004-5440-00000	Panera Bread	12/1/2022	\$287.21	Education Coaches Meeting Lunch
		11/14/2022	B Konomos	61-2-55-42210-4221204-5440-00000	Panera Bread	12/1/2022	\$85.79	Education Coaches Meeting Lunch
	Total						<u>\$ 1,203.00</u>	
5700	Supplies	11/28/2022	B Konomos	61-2-55-42210-4221004-5700-00000	Amazon	12/1/2022	\$87.21	Supplies for Tier 1 & 2 DSPs
		11/28/2022	B Konomos	61-2-55-42210-4221204-5700-00000	Amazon	12/1/2022	\$26.05	Supplies for Tier 1 & 2 DSPs
							<u>\$ 113.26</u>	
	Total						<u>\$2,596.64</u>	

January 2023 STATEMENT FOR THE MONTH Ending December 2022

Expense Account	Federal Cost Category	Date of Transaction	MARC Employee	Account Code	Vendor	Date of Statement	Amount	Description
5420	Out of Region Travel	12/7/2022	M Neds	61-2-55-42210-4221010-5420-00000	Hilton Hotels Anatole	1/1/2023	\$ 535.86	NHSA Parent Engagement Conference Hotel MARC Staff
		12/7/2022	M Neds	61-2-55-42210-4221210-5420-00000	Hilton Hotels Anatole	1/1/2023	\$ 160.06	NHSA Parent Engagement Conference Hotel MARC Staff
		12/7/2022	M Neds	61-2-55-42210-4221010-5420-00000	Hilton Hotels Anatole	1/1/2023	\$ 535.86	NHSA Parent Engagement Conference Hotel MARC Staff
		12/7/2022	M Neds	61-2-55-42210-4221210-5420-00000	Hilton Hotels Anatole	1/1/2023	\$ 160.06	NHSA Parent Engagement Conference Hotel MARC Staff
		12/7/2022	M Neds	61-2-55-42210-4221010-5420-00000	Hilton Hotels Anatole	1/1/2023	\$ 535.86	NHSA Parent Engagement Conference Hotel MARC Staff
		12/7/2022	M Neds	61-2-55-42210-4221210-5420-00000	Hilton Hotels Anatole	1/1/2023	\$ 160.06	NHSA Parent Engagement Conference Hotel MARC Staff
		12/7/2022	M Neds	61-2-55-42210-4221006-5420-00000	Hilton Hotels Anatole	1/1/2023	\$ 535.86	NHSA Parent Engagement Conference Hotel MARC Staff
		12/7/2022	M Neds	61-2-55-42210-4221206-5420-00000	Hilton Hotels Anatole	1/1/2023	\$ 160.06	NHSA Parent Engagement Conference Hotel MARC Staff
		12/7/2022	M Neds	61-2-55-42210-4221006-5420-00000	Hilton Hotels Anatole	1/1/2023	\$ 535.86	NHSA Parent Engagement Conference Hotel ESSD Staff
		12/7/2022	M Neds	61-2-55-42210-4221206-5420-00000	Hilton Hotels Anatole	1/1/2023	\$ 160.06	NHSA Parent Engagement Conference Hotel ESSD Staff
							\$ 3,479.60	
5700	Supplies	12/21/2022	M Neds	61-2-55-42210-4221004-5700-00000	Gallup Order		\$ 76.98	Education Professional Clifton Strength Finders
		12/21/2022	M Neds	61-2-55-42210-4221204-5700-00000	Gallup Order		\$ 23.00	Education Professional Clifton Strength Finders
Total							\$ 99.98	
Grand Total							\$ 3,579.58	

February 2023 STATEMENT FOR THE MONTH Ending January 2023

Expense Account	Federal Cost Category	Date of Transaction	MARC Employee	Account Code	Vendor	Date of Statement	Amount	Description
2112	Accrual Account	1/12/2023	M Neds	90-1-90-00000-0000000-2112-02022	Caesar's Palace	2/1/2023	\$ (360.23)	Child Plus Conference for MARC Staff Hotel Return Charge
		1/12/2023	M Neds	90-1-90-00000-0000000-2112-02022	Caesar's Palace	2/1/2023	\$ (0.09)	Child Plus Conference for MARC Staff Hotel Return Charge
							<u>\$ (360.32)</u>	
5660	Other	1/19/2023	M Neds	61-2-55-41750-4175000-5660-00000	GotPrint.com	2/1/2023	\$ 118.29	Recruitment Banner for Health Fair - P4 Challenge
							<u>\$ 118.29</u>	
	Total						<u>\$ 118.29</u>	
	Grand Total						<u>\$ (242.03)</u>	

January 2023 STATEMENT FOR THE MONTH Ending December 31st

Expense Account	Federal Cost Category	Date of Transaction	MARC Employee	Account Code	Vendor	Date of Statement	Amount	Description
5440	Meeting							
		12/2/2022	J Rohs	61-2-55-42210-4221001-5440-00000	Brio	1/1/2022	\$156.49	Lewis Transitional Meeting
		12/2/2022	J Rohs	61-2-55-42210-4221201-5440-00000	Brio	1/1/2022	\$46.74	Lewis Transitional Meeting
	Total						<u>\$ 203.23</u>	
				Total			<u>\$203.23</u>	

February 2023 STATEMENT FOR THE MONTH Ending January 31st

Expense Account	Federal Cost Category	Date of Transaction	MARC Employee	Account Code	Vendor	Date of Statement	Amount	Description
5420	Travel	1/19/2023	J Rohs	61-2-55-42210-4221011-5420-00000	Loving Guidance	2/1/2022	\$538.23	Klynn Conscious Discipline Training
		1/19/2023	J Rohs	61-2-55-42210-4221211-5420-00000	Loving Guidance	2/1/2022	\$160.77	Klynn Conscious Discipline Training
	Total						\$699.00	
5430	Registration Fees	2/5/2023	J Rohs	61-2-55-42210-4221004-5430-00000	Teachstone	2/1/2022	\$219.31	Registrations for CLASS Pre-K Observer Training
		2/5/2023	J Rohs	61-2-55-42210-4221204-5430-00000	Teachstone	2/1/2022	\$65.51	Registrations for CLASS Pre-K Observer Training
	Total						\$284.82	
5440	Meeting	1/12/2023	J Rohs	61-2-55-42210-4221001-5440-00000	Mildred's	2/1/2022	\$132.02	Head Start New Hire Welcome Lunch
		1/12/2023	J Rohs	61-2-55-42210-4221201-5440-00000	Mildred's	2/1/2022	\$39.44	Head Start New Hire Welcome Lunch
		1/30/2023	J Rohs	61-2-55-42210-4221004-5440-00000	Minskys	2/1/2022	\$109.65	CLASS Pre-K Observer Training
		1/30/2023	J Rohs	61-2-55-42210-4221204-5440-00000	Minskys	2/1/2022	\$32.76	CLASS Pre-K Observer Training
	Total						\$ 313.87	
5700	Supplies and General Expense	1/18/2023	J Rohs	61-2-55-42210-4221006-5700-00000	Hopkins Fulfull	2/1/2022	\$879.34	Family Development Course Books
		1/18/2023	J Rohs	61-2-55-42210-4221206-5700-00000	Hopkins Fulfull	2/1/2022	\$262.66	Family Development Course Books
		1/1/2023	J Rohs	61-2-55-42205-4220502-5700-00000	Amazon	2/1/2022	\$11.09	Lee's Summit DSP Education Supplies
		1/1/2023	J Rohs	61-2-55-42205-4220502-5700-00000	Amazon	2/1/2022	\$288.33	Lee's Summit DSP Education Supplies
		1/18/2023	J Rohs	61-2-55-42210-4221006-5700-00000	Amazon	2/1/2022	\$100.65	COP Homebased 1/20 Community 1/24 Supplies
		1/18/2023	J Rohs	61-2-55-42210-4221206-5700-00000	Amazon	2/1/2022	\$30.07	COP Homebased 1/20 Community 1/24 Supplies
		1/18/2023	J Rohs	61-2-55-42210-4221006-5700-00000	Amazon	2/1/2022	\$40.04	COP Homebased 1/20 Community 1/24 Supplies
		1/18/2023	J Rohs	61-2-55-42210-4221206-5700-00000	Amazon	2/1/2022	\$11.96	COP Homebased 1/20 Community 1/24 Supplies
	Total						\$ 1,624.14	
				Total			\$2,921.83	

January 2023 STATEMENT FOR THE MONTH Ending December 31st

Expense Account	Federal Cost Category	Date of Transaction	MARC Employee	Account Code	Vendor	Date of Statement	Amount	Description
1441	MARC-Misc	12/5/2022	B Konomos	90-1-90-00000-00000-1441-00000	Amazon	1/1/2022	\$ 1,249.00	KCPS Self Care Cards
	Total						<u><u>\$1,249.00</u></u>	
5240	Service Agreements	11/15/2022	B Konomos	61-2-55-42210-4221001-5240-18835	Verizon Wireless	1/1/2022	\$985.90	Head Start MiFi Monthly Charge
		11/15/2022	B Konomos	61-2-55-42210-4221201-5240-18835	Verizon Wireless	1/1/2022	\$294.49	Head Start MiFi Monthly Charge
	Total						<u><u>\$1,280.39</u></u>	
5440	Meeting	12/6/2022	B Konomos	61-2-55-46808-4680801-5440-00000	Hy-Vee	1/1/2022	\$495.00	PCTI Food- December 6th
		12/7/2022	B Konomos	61-2-55-46808-4680801-5440-00000	Hy-Vee	1/1/2022	\$135.00	PCTI Food- December 7th
		12/11/2022	B Konomos	61-2-55-42210-4221011-5440-00000	Matthew's Catering	1/1/2022	\$369.83	Staff Wellness Team Building Lunch
		12/12/2022	B Konomos	61-2-55-42210-4221006-5440-00000	Pepperjax	1/1/2022	\$404.59	PCTI Food- December 13th
		12/12/2022	B Konomos	61-2-55-42210-4221206-5440-00000	Pepperjax	1/1/2022	\$120.85	PCTI Food- December 13th
		12/2/2022	B Konomos	61-2-55-42210-4221006-5440-00000	Jose Peppers	1/1/2022	\$607.05	Communities of Practice Tier 3 Lunch
		12/2/2022	B Konomos	61-2-55-42210-4221206-5440-00000	Jose Peppers	1/1/2022	\$181.33	Communities of Practice Tier 3 Lunch
		12/3/2022	B Konomos	61-2-55-42210-4221006-5440-00000	Panera	1/1/2022	\$252.19	December Policy Council Dinner
		12/3/2022	B Konomos	61-2-55-42210-4221206-5440-00000	Panera	1/1/2022	\$75.33	December Policy Council Dinner
		12/14/2022	B Konomos	61-2-55-42210-4221004-5440-00000	Hy-Vee	1/1/2022	\$319.55	Early Childhood Coaches Meeting
		12/14/2022	B Konomos	61-2-55-42210-4221204-5440-00000	Hy-Vee	1/1/2022	\$95.45	Early Childhood Coaches Meeting
	Total						<u><u>\$ 3,056.17</u></u>	
5700	Supplies	12/13/2022	B Konomos	61-2-55-42210-4221011-5700-00000	Pinot's Palette	1/1/2022	\$841.00	Staff Wellness Team Building Activity
		12/13/2022	B Konomos	61-2-55-42210-4221011-5700-00000	Pinot's Palette	1/1/2022	\$120.00	Staff Wellness Team Building Activity
		12/2/2022	B Konomos	61-2-55-42210-4221011-5700-00000	Amazon	1/1/2022	\$90.70	Sensory Materials for Learn A Lot
		12/2/2022	B Konomos	61-2-55-42210-4221011-5700-00000	Amazon	1/1/2022	\$104.75	Sensory Materials for Guadalupe
							<u><u>\$ 1,156.45</u></u>	
	Total						<u><u>\$6,742.01</u></u>	

February 2023 STATEMENT FOR THE MONTH Ending January 31st

Expense Account	Federal Cost Category	Date of Transaction	MARC Employee	Account Code	Vendor	Date of Statement	Amount	Description
5220	Contracted Service	1/5/2023	B Konomos	61-2-55-42210-4221011-5220-00000	Loving Guidance	2/1/2022	\$630.63	Conscious Discipline Training- Team Registration
		1/5/2023	B Konomos	61-2-55-42210-4221211-5220-00000	Loving Guidance	2/1/2022	\$188.37	Conscious Discipline Training- Team Registration
		1/9/2023	B Konomos	61-2-55-42210-4221011-5220-00000	Loving Guidance	2/1/2022	\$60.83	Conscious Discipline Training- Understanding Trauma
		1/9/2023	B Konomos	61-2-55-42210-4221211-5220-00000	Loving Guidance	2/1/2022	\$18.17	Conscious Discipline Training- Understanding Trauma
							\$ 898.00	
5240	Service Agreements	1/15/2023	B Konomos	61-2-55-42210-4221001-5240-18835	Verizon Wireless	2/1/2022	\$985.88	Head Start MiFi Monthly Charge
		1/15/2023	B Konomos	61-2-55-42210-4221201-5240-18835	Verizon Wireless	2/1/2022	\$294.48	Head Start MiFi Monthly Charge
	Total						\$1,280.36	
5440	Meeting	1/9/2023	B Konomos	61-2-55-42210-4221008-5440-00000	EzCater	2/1/2022	\$170.77	Policy Council Meeting Dinner 1/9
		1/9/2023	B Konomos	61-2-55-42210-4221208-5440-00000	EzCater	2/1/2022	\$51.01	Policy Council Meeting Dinner 1/9
		1/18/2023	B Konomos	61-2-55-42210-4221004-5440-00000	Hy-Vee	2/1/2022	\$296.45	ECC Coach Meeting 1/18
		1/18/2023	B Konomos	61-2-55-42210-4221204-5440-00000	Hy-Vee	2/1/2022	\$88.55	ECC Coach Meeting 1/18
		1/10/2023	B Konomos	61-2-55-42210-4221011-5440-00000	Jack's BBQ	2/1/2022	\$215.60	Wellness Team Meeting 1/10
		1/10/2023	B Konomos	61-2-55-42210-4221211-5440-00000	Jack's BBQ	2/1/2022	\$64.40	Wellness Team Meeting 1/10
		1/24/2023	B Konomos	61-2-55-42210-4221002-5440-00000	Minsky's Pizza	2/1/2022	\$210.80	Head Start Connections Cohort Meeting 1/25
		1/24/2023	B Konomos	61-2-55-42210-4221202-5440-00000	Minsky's Pizza	2/1/2022	\$62.96	Head Start Connections Cohort Meeting 1/25
		1/13/2023	B Konomos	61-2-55-42210-4221006-5440-00000	Cupinis	2/1/2022	\$354.46	COP Lunch- Home Based 1/20
		1/13/2023	B Konomos	61-2-55-42210-4221206-5440-00000	Cupinis	2/1/2022	\$105.88	COP Lunch- Home Based 1/20
		1/24/2023	B Konomos	61-2-55-42210-4221006-5440-00000	Joe's KC BBQ	2/1/2022	\$477.24	COP Lunch- Community Partners 1/24
		1/24/2023	B Konomos	61-2-55-42210-4221206-5440-00000	Joe's KC BBQ	2/1/2022	\$142.55	COP Lunch- Community Partners 1/24
		1/18/2023	B Konomos	61-2-55-42210-4221002-5440-00000	Panera	2/1/2022	\$373.27	DSP Meeting 1/18
		1/18/2023	B Konomos	61-2-55-42210-4221202-5440-00000	Panera	2/1/2022	\$111.49	DSP Meeting 1/18
	Total						\$2,725.43	
				Total			\$4,903.79	