

600 Broadway, Suite 200
Kansas City, Missouri 64105-1659

816-474-4240
816-421-7758 FAX
marcinfo@marc.org
www.marc.org



Active Transportation Programming Committee Meeting Summary

Meeting Date: Wednesday, August 14, 2024

Time: 10:30 AM to 12:00

Location: In-person – Lewis & Clark Room, MARC Offices and online via Zoom.

Attendees:

Adam Hilgedick, City of Blue Springs
AJ Farris, KCATA
Allison Smith, KDOT
Athena Huynh, City of Grandview
Chuck Soules, City of Smithville
DuRon Netsell, MO Community
Representative
Grant Purkey, City of Harrisonville
John Davis, Clay County Parks
John Findlay, City of Liberty
John Jacobson, Leavenworth County
John Neuberger, Sierra Club (KS co-
chair)
Juan Yin, MoDOT
Katie Jardieu, MoDOT
Lisa Treese, City of Kansas City, MO
Parks & Recreation

Mark Lee, City of Bonner Springs
Mayra Toothman, City of Smithville
Melissa Schmitz, MoDOT
Michele Silsbee, City of Osawatomie
Mike Burton, City of Overland Park
Nicole Brown, Johnson County Dept. of
Health and Environment
Rodney Honeycutt, City of
Independence
Rodney Riffle, Johnson County Parks &
Recreation District
Steve Thomas, City of Lee's Summit
Travis Hoover, Riverside
Wendy Shay, City of Independence
Wes Minder, Platte County
Zach Baker, City of Olathe

MARC Staff:

Beth Dawson
Cy Smith
Martin Rivarola
Patrick Trouba

Agenda:

1. **Welcome and Introductions**
2. **VOTE: Approve the May 8, 2024 Meeting Summary**
 - a. Chuck Soules motioned to approve.
 - b. AJ Farris seconded the motion.
 - c. **Motion passes.**
3. **VOTE: Scope change: Blue Springs – 7 Hwy Sidewalk – South**
 - a. Adam Hilgedick requested that the committee allow phasing of this project since the amount of funding isn't sufficient to complete the whole project.
 - b. AJ Farris moves to approve.
 - c. Motion was seconded.
 - d. **Motion passes.**
4. **Program balances and project updates**

Patrick Trouba reviewed TAP program balances for each state (*Please see the attached slides for more details*). The committee heard updates to Missouri projects scheduled for FY 2024.
5. **Connected KC 2050 update – prioritization of submitted projects and financial capacity analysis**

Martin Rivarola presented on the progress for the update of the regional transportation plan, Connected KC 2050. The presentation included the timeline for the plan update, work completed, results of a regional survey, financial analysis and forecast, project prioritization, and next steps. *Please see the attached slides for more details.*
6. **Call for projects update**

Patrick Trouba presented on the status of the call for projects for suballocated federal transportation funds. He summarized the applications to the TAP program and reviewed the timeline for completing the funding process. *Please see the attached slides for more details.*
7. **Transportation Emissions Committee**

Martin Rivarola presented on the new Transportation Emissions Committee, which will oversee regional Carbon Reduction Program (CRP) and Congestion Mitigation & Air Quality (CMAQ) funds. It will take over oversight of the bicycle/pedestrian CMAQ funds from the Active Transportation Programming Committee. *Please see the attached slides for more details.*
8. **Adjournment**



Active Transportation Programming Committee

August 14, 2024

Please enter your name and organization in the chat window so that we may have an accurate record of attendance

Agenda

- 1) Welcome
- 2) VOTE: May 8, 2024 Meeting Summary
- 3) VOTE: Scope change: Blue Springs – 7 Hwy Sidewalk – South
- 4) Program balances and project updates
- 5) Connected KC 2050 update – prioritization of submitted projects and financial capacity analysis
- 6) Call for projects update
- 7) Transportation Emissions Committee
- 8) Adjournment

1



VOTE: Approve the May 8, 2024 Meeting Summary

2

VOTE: Scope change: Blue Springs – 7 Hwy Sidewalk – South

3

Program balances and project updates

4

Kansas TAP Balance

Obligated

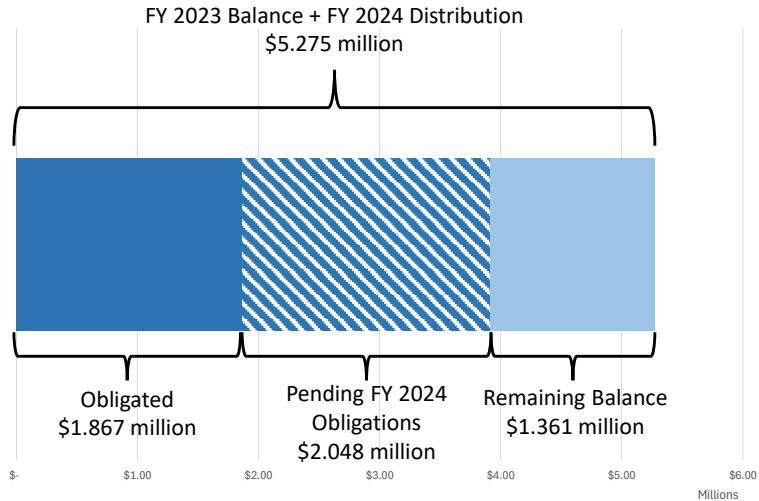
- Basehor – Parallel Rd. and 158th St. Bike/Ped Improvements
- Overland Park – Downtown OP Wayfinding Signage
- Bonner Springs – 138th St. Improvements

Pending FY 2024 Obligations

- Basehor – Civic Campus Trails
- Unified Government – Levee Trail Industrial District
- JoCo Comprehensive SRTS - \$76,000

FY 2024 Not Programmed

- JoCo SRTS - \$150,000



As of 8/1/2024

5

Missouri TAP Balance

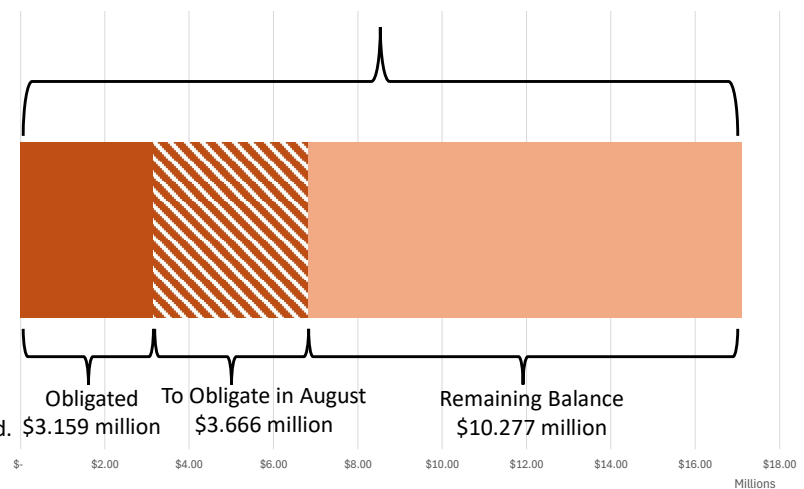
Obligated

- KCMO – KCI Corridor Trail Segments 1, 2, and 3
- Bike Walk KC – Local Spokes SRTS (partial obligation)
- Smithville Streetscape Phase III
- Smithville Commercial Pedestrian Project

Pending August Obligation

- Gladstone Linden Connector
- KCMO Martha Truman Trail
- KCMO/Platte Woods – NW Prairie View Rd.
- Jackson County Little Blue Trace/Rock Island Connector
- Lee’s Summit – 3rd St., Blue Pkwy to Jefferson

FY 2023 Balance + FY 2024 Distribution: \$17.102 million



Obligated totals as of 3/31/2024

6



7

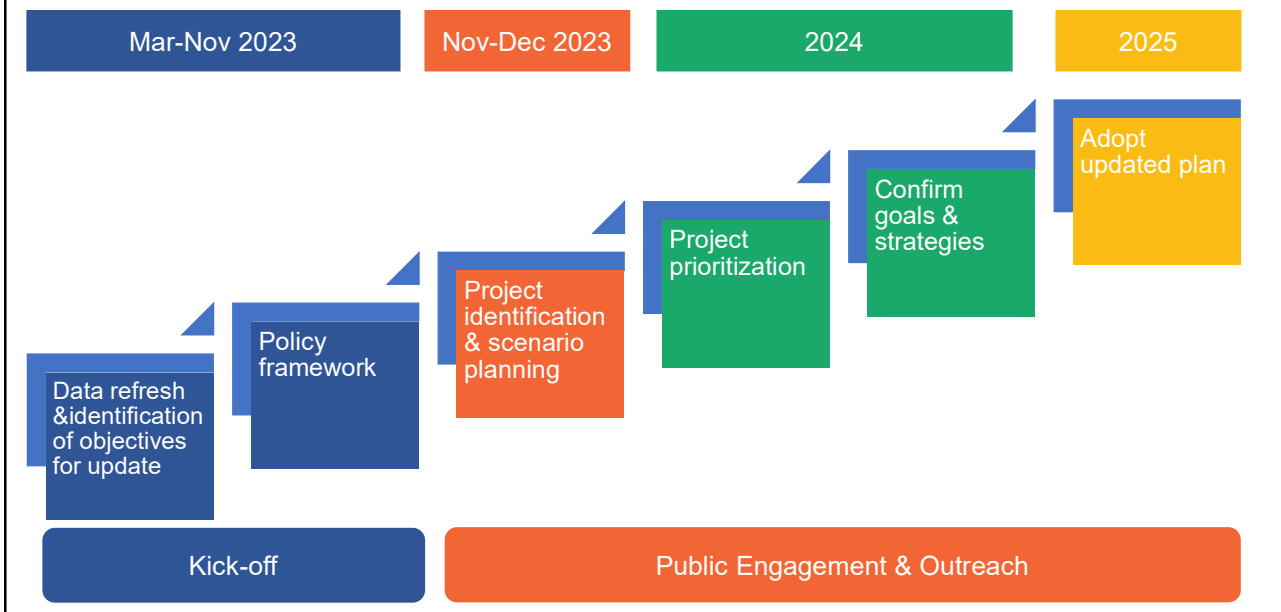
PRESENTATION AGENDA

- Plan update timeline
- Completed work
- Financial analysis & forecast
- Project prioritization
- Next steps



8

PLAN UPDATE TIMELINE



9

Completed Work

CKC2050 Update Kick Off

- Data refresh
- Identification of objectives for update
- Policy framework overview and evaluation

Scenario Planning

- Land use scenarios tested w/ MARC models
 - Dispersed vs compact growth
 - High vs. low growth
- Results shared publicly in Fall '23 outreach & engagement efforts




10

Completed Work

Public outreach and engagement

- **Introductory video** introducing plan update
- **Pop-up events** in each MARC county: Late Oct – mid Nov 2023
- **Public open house:** November 16
- **Online meeting:** Posted online
- **2 Surveys:**
 - **Self-select online survey** distributed by MARC
 - **Randomly selected**, statistically valid (ETC Institute)
- **Speaker's bureau** (requested & targeted presentations)



<https://connectedkc.org/2025-update/>



11

Completed Work



2024 MARC Long Range Transportation Plan Survey Results

- Conducted by ETC Institute
Winter / Spring 2024



12

Purpose

To assist in the update of local transportation plans that will guide investments through 2050

To objectively assess resident perceptions and opinions on regional transportation issues

To better understand community needs and what transportation investments should be used to respond

13

Methodology

Survey Description

- 5-page survey made available in English and Spanish

Method of Administration

- By mail and online to a random sample of households in the 9-county metro area
- On average, each survey took approximately 17-18 minutes to complete

Sample Size

- 1,770 completed surveys

Margin of Error

- +/- 2.33% at the 95% level of confidence

14

Prioritization Tiers

Tier 1: Very high priority, significantly increase emphasis

Tier 2: High priority, increase emphasis

Tier 3: Medium priority, maintain current emphasis

15

Importance of Issues – Regional Needs

Tier 1

- Healthy Environment
- Road and bridge construction
- Affordable Housing

Tier 2

- Safety

16

Importance of Issues – Regional Needs

Tier 3

- Jobs access via public transportation
- Housing Choice
- Walkable and bikeable communities
- Transportation choices
- Resilience
- Regional Travel Time
- Bikeways
- Freight truck travel time

17

Priority of Transportation Strategies

Tier 1

- Nature-based solutions to reduce flooding
- High-demand area public transportation
- Address disadvantaged populations
- Improve travel safety through education, engineering
- Improve air quality

18

Priority of Transportation Strategies

Tier 2

- Reduce pollution and greenhouse gases
- Connected trails & greenways
- Connected system – locally and internationally
- Accommodate all travelers
- Integrated solutions to achieve multiple goals
- Intelligent transportation systems
- Prepare communities for changing climate
- Improve weather event response
- Transportation hubs in key activity centers

19

Priority of Transportation Strategies

Tier 3

- Alternative transportation options
- Innovative technologies
- Multi-modal movement of goods
- Reduce heat-absorbing infrastructure
- Encourage purchase of electric and no-emission vehicles

20

Funding Priorities

Tier 1

- Maintenance/rehab of existing highway system

Tier 2

- Congestion management projects
- Transportation for older adults and disabled
- Rebuild roadways for growth and local needs
- Bike paths, bike lanes, and sidewalks
- Enhance system safety

21

Funding Priorities

Tier 3

- Bus transit service
- New public transit infrastructure
- Help infrastructure hold up to extreme weather
- New roadways
- Electric vehicle charging stations
- Technology systems (KC Scout, traffic signal coordination)
- Incorporate nature-based solutions
- Driving along alternatives: carpool lanes, bus lanes, park & ride
- EVs for city/county fleets
- Public Electric (E)-bike share

22

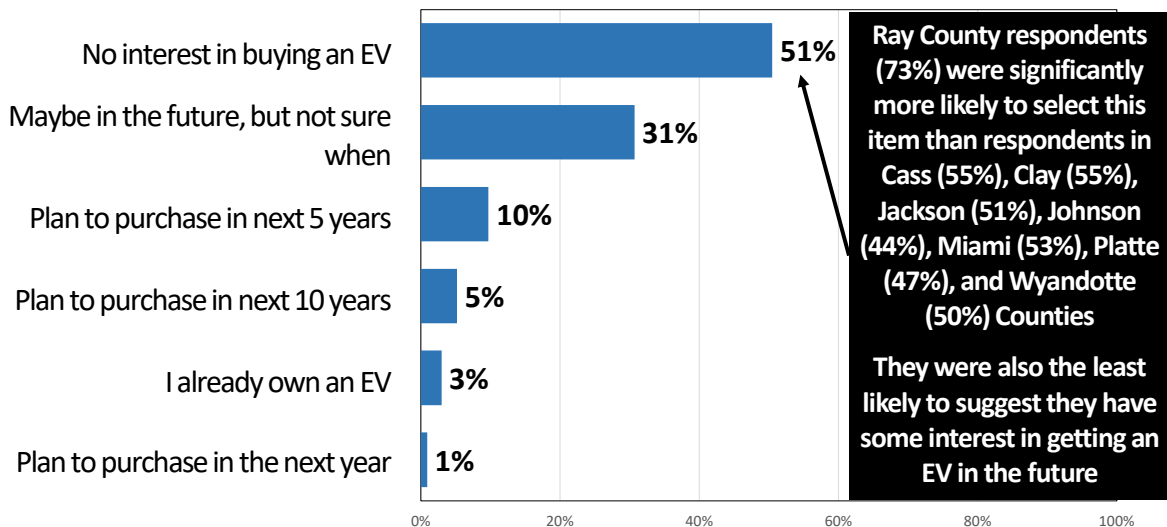
New Funding Sources

- 61% support regional or county-based transit funding
- 57% oppose road user charges

23

Q6. How Likely Are You To Purchase An Electric Vehicle?

by percentage of respondents (excluding not provided)



Regional differences in behaviors and perceptions are not always common, but in this instance one county stands alone

24

Barriers to EV Purchase

Top 3 Barriers

- Vehicle purchase price
- Insufficient driving range
- Long charging times

Lowest Barrier

- Education/Awareness: Don't know enough about EVs to buy one

25

Summary

- Nearly all respondents support the following:
 - Healthy environment
 - Road and bridge maintenance
 - Increase safety on all types of transportation in the region
- EV conversion/usage was met with skepticism
 - Top barriers: purchase price, insufficient driving range, and long charge times
 - Half in the region expressed interest in purchasing an EV while half suggest they have no interest

While the results suggest various priorities and improvements there are some common themes

26

Summary

- Most believe we should prioritize or support projects and programs that address the needs of disadvantaged populations
- Most respondents support regional or county by county investments in public transportation to expand options across the region

While the results suggest various priorities and improvements there are some common themes

27

Connected KC 2050 - Update

Financial Analysis & Forecast



28

Financial Analysis & Forecast

1. Financial Constraint
 - Revenues reasonably expected
2. Coordinated with our planning partners
 - KDOT, MoDOT, & KCATA
3. Transparency
4. State revenues are unaltered by MARC
5. Account for taking care of system



29

Financial Analysis & Forecast

Assumptions:

1. Revenues
 - a) Conservative revenue growth rate
 - b) Continued Federal and State transportation plans
2. Expenditures
 - a) Operations & Maintenance
 - b) Transportation Asset Management (TAM)
3. Transit
 - a) Continued “No Fare” policy
 - b) Loss of COVID relief
 - c) Reduced Local funding



30

Financial Analysis & Forecast

Summary:

- Local system funding balance available for CKC2050 projects
 - \$ 3.38 b in Kansas
 - \$ 2.06 b in Missouri

- State system funding balance available for CKC2050 projects
 - \$ 2.71 b in Kansas
 - \$ 4.76 b in Missouri

- Transit system funding balance available for CKC2050 projects
 - \$ (0.18) b in Kansas
 - \$ (0.98) b in Missouri



31

Connected KC 2050 - Update

Project Prioritization



32

PROJECT PRIORITIZATION

Project Prioritization

- Plan must include list of regionally significant projects
- Call for CKC2050 projects held in late 2023
- Inclusion in the plan is a requirement in some cases and a boost in others for future funding opportunities
- Project listing is updated every 5 years, and
- By amendments in interim period
 - Total of 8 amendments since 2020



2023 Call for projects

[View project listing](#)

[View project listing](#)

[View DRAFT project priorities](#)



33

PROJECT PRIORITIZATION

Project Prioritization

Call for projects outcomes

- 456 projects in current MTP
- 259 resubmitted for plan update
 - 197 current MTP projects not re-submitted.
 - MARC staff consulting with sponsor agencies
 - Many of these projects to stay in MTP
- 132 NEW projects submitted and scored.
- All submitted projects available for public review and comment



2023 Call for projects

[View project listing](#)

[View project listing](#)

[View DRAFT project priorities](#)




34

PROJECT PRIORITIZATION

Project Prioritization

- All projects to be considered for listing in the MTP sorted by:
 - KS local and state system projects
 - MO local and state system projects and
 - Transit system projects
 - Includes: re-submitted and new projects
- Projects to be categorized as “high”, “medium” and “low” priority projects
 - Similar scoring ‘breaks’ as those used in original plan, 2019
 - 90+ points – high priority
 - 70-90 points – medium priority
 - >70 points – low priority




2023 Call for projects

[View project listing](#)

[View project listing](#)

[View DRAFT project priorities](#)




35


PROJECT PRIORITIZATION

Project Prioritization

- **Next steps**
 - Project lists shared with planning modal committees (July '24)



- Development of Draft Financially Constrained project listing (August '24)
- Draft financially constrained project listing shared with modal committees (September '24)



2023 Call for projects

[View project listing](#)

[View project listing](#)

[View DRAFT project priorities](#)

36

PROJECT PRIORITIZATION

Project Prioritization – committee discussion

- Is there a specific project in state system lists that should be removed from listing? If so, why?
- Is there a specific project in project lists that should be categorized differently? If so, why?
- Any comments on methodology used to categorize projects?
- Given lessons learned from engagement efforts, scenario planning, forecast –
 - would you take a different approach to prioritizing these projects any differently? If so, how?

37

PROJECT PRIORITIZATION

State system projects – Summary tables

Kansas State Summary

Priority	# of Projects	Total Amount *
High	7	3.161
Medium	17	0.726
Low	31	3.284
TOTAL	55	7.171

* in billions

Missouri State Summary

Priority	# of Projects	Total Amount *
High	20	2.161
Medium	23	1.473
Low	25	0.999
Total	68	4.633

* in billions

38

PROJECT PRIORITIZATION

Local system projects – Summary tables

Kansas Local Summary

Priority	# of Projects	Total Amount *
High	28	.912
Medium	99	2.160
Low	83	1.128
TOTAL	210	4.201

* in billions

Missouri Local Summary

Priority	# of Projects	Total Amount *
High	62	2.260
Medium	37	1.056
Low	83	4.128
Total	184	7.444

* in billions

39

PROJECT PRIORITIZATION

Other system projects – Summary tables

Transit Summary

Priority	# of Projects	Total Amount *
High	21	3.243
Medium	2	.011
Low	0	
Total	23	3.253

* in billions

40

PROJECT PRIORITIZATION

All Projects – Summary tables

All Projects Summary

Priority	# of Projects	Total Amount *
High	138	11.737
Medium	178	5.426
Low	222	9.529
TOTAL	538	26.702

* in billions

41

Connected KC 2050 - Update

Next Steps



42

NEXT STEPS

Next steps

- Project prioritization (3Q of 2024)
- Development of financially constrained & illustrative project lists (3Q of 2024)
- Development of land use, population household and employment forecasts (1Q ~ 4Q 2024)
- Travel demand modeling, EJ analysis (3Q ~ 4Q 2024)
- Public outreach & engagement (4Q 2024)
 - In person and online public meeting(s)
 - Targeted stakeholder group discussions
- Final plan write up (1Q ~ 2Q 2025)



THANK YOU!

43

Transportation Alternatives Program Applications

- 43 Applications Received
 - \$53,557,465 requested
 - Range from \$80,000 to \$8,550,000
 - 27 Jurisdictions/Entities
 - 14 Kansas
 - \$13,367,085 requested
 - 9 jurisdictions
 - 29 Missouri
 - \$40,190,380 requested
 - 18 jurisdictions

44

Programming Process

- Staff scoring
- Applicant review of draft scores
 - 10-day window for review and requests for modifications
- Application presentations
 - 5 minutes per jurisdiction
- Committee acceptance of scores & deliberations
- Funding allocation recommended to TTPC
- Recommendations incorporated into the TIP following public comment

45

2024 Call for Projects Preliminary Schedule – Phase II

Call for Proposals Opens ————— June 21, 2024

Phase II Application Website Opens ————— June 21, 2024

Phase II Application Workshop ————— June 26, 2024

Phase II Applications Due ————— July 26, 2024

Staff Review of Proposals ————— Complete by Mid-September

Programming Committee Review/
Development of Funding Recommendations ————— Complete by Mid-December

TTPC Release for Comment ————— December 17, 2024

TTPC/MARC Board Approval ————— January 21 & 28, 2025

All dates remain subject to change

46

Anticipated Meeting Schedule

- Wednesday, September 25, 10:30 a.m. (presentations)
 - Wednesday, October 2, 10:00 a.m. (funding discussion)
 - Wednesday October 16, 10:30 a.m. (funding discussion)
-

47

Transportation Emissions Committee (TEC)

48

Transportation Emissions Committee (TEC)

Committee Role

- Review project applications and provide funding recommendations to TTPC for:
 - Carbon Reduction Program (CRP), and
 - Congestion Mitigation Air Quality (CMAQ)
 - Assist in ongoing monitoring, program management, and reporting of progress of projects funded through these programs
-

49

Transportation Emissions Committee (TEC)

Policy Guidance

- Consider goals, strategies and priorities of MARC's metropolitan transportation plan, ConnectedKC 2050
 - Consider priorities and input from MARC's transportation modal planning and policy committees, including the Air Quality Forum (AQF), Climate and Environment Council (CEC), and the Sustainable Places Policy Committee (SPPC)
 - Program Funds for projects/programs designed to help meet the requirements of the Clean Air Act and the federal transportation authorizing legislation and reduce transportation emissions from on-road highway sources
-

50

Transportation Emissions Committee (TEC)

Eligible Projects and Activities

- Projects and activities identified as eligible for funding through the Carbon Reduction (CRP) Program and/or Congestion Mitigation/Air Quality (CMAQ). Examples include:
 - Public transportation: Capital investments (Buses, bus facilities, etc.) Operation of some services.
 - Bike/ped facilities: Bike, pedestrian, non-motorized facilities. Sidewalks, on/off-street bike infrastructure. Multi-use paths, etc.
 - Alternative fuels: Biodiesel, ethanol, hydrogen, natural gas, propane, renewable diesel. EV’s and EV charging infrastructure.
 - Energy-efficient alternatives: Replacing street lighting and traffic control devices with energy-efficient alternatives
 - Travel demand/system management strategies: Traffic monitoring, management, and control facilities. Traffic signal synchronization efforts, etc.

- Additional guidance related to CRP and CMAQ sponsor, project, and activity eligibility:
 - CRP: https://www.fhwa.dot.gov/bipartisan-infrastructure-law/crp_fact_sheet.cfm
 - CMAQ: <https://www.fhwa.dot.gov/bipartisan-infrastructurfre-law/cmaq.cfm>

51

Transportation Emissions Committee (TEC)

Table 1. Transportation Emissions Committee Membership

<p><u>Counties</u></p> <ul style="list-style-type: none"> • Cass County, MO • Clay County, MO • Jackson County, MO • Johnson County, KS • Leavenworth County, KS • Miami County, KS • Platte County, MO • Ray County, MO • Unified Government of Wyandotte County/Kansas City, KS <p><u>Member Cities</u></p> <ul style="list-style-type: none"> • Independence, MO • Kansas City, MO • Lee’s Summit, MO • Olathe, KS • Overland Park, KS <p><u>State Departments of Transportation</u></p> <ul style="list-style-type: none"> • KDOT • MoDOT 	<p><u>Other Municipalities Representative</u></p> <ul style="list-style-type: none"> • Cass County, MO • Clay County, MO • Jackson County, MO • Johnson County, KS • Leavenworth County, KS • Miami County, KS • Platte County, KS • Ray County, MO • Wyandotte County, KS <p><u>Transit</u></p> <ul style="list-style-type: none"> • KCATA <p><u>MARC Modal Planning & Policy Committees</u></p> <ul style="list-style-type: none"> • AQF • BPAC • CEC • Highway • TTPC
---	---

52

Adjournment

Next meeting: Wednesday, September 25, 10:30 a.m. – special meeting for project presentations
