



Mid-America Head Start Advisory Committee Meeting
Tuesday June 10th, 2025
Agenda

1. Meeting Called to Order / Establish Quorum Molly Merrigan
 - Quorum established at 12:10pm
2. Welcome and Introductions Molly Merrigan
 - In Person: Kasey Lawson, Liz Meng, Lacie Lapee, Betty Choi, and Brady Konomos
 - Virtual: Toni Sturdivant, Molly Merrigan, Kaitee Brown, Alex Ellison, and Kathy Fuger
3. Information/ Training
 - Enrollment, Attendance, and Disability Betty Choi
 - i. May enrollment combined was 99.32% with a goal of 97%. Attendance was combined of 83.95% with a goal of 85%.
 - ii. Disabilities were 8.80% for Head Start, 3.70% for EHS, and 12.60% for combined in May
 - Budget Report MARC Head Start Dashboard Liz Meng
 - i. Liz provided an overview of MARC Head Start Financial Summary Report grant status as of April 30th, 2025.
 - ii. Our HS/EHS Core Operating grant FY2024-2025 has a total budget of \$32,918,852. There is \$19,958,340 remaining.
 - iii. Missouri EHS grant for FY 2024-2025 has a total budget of \$ 1,642,600 with a remaining balance of \$353,195.
 - Credit Card Expenditures Liz Meng
 - i. Liz reviewed the credit card expenses as of April 2025. Brady Konomos spent a total of \$17,743.21 mainly on travel for the WipFli conference, Region 7, and MHSA Awards ceremony.
 - Head Start Directors Report Kasey Lawson
 - i. Kasey presented on program changes for 25-26. This included YMCA and Ability KC no longer being MARC Head Start partners. To compensate for these childcare slots, Emmanuel, Guadalupe, KCPS, and Independence School District will all be taking additional slots. Mattie Rhodes and Render's Hope will be new partners to MARC Head Start to also take on slots.
 1. Independence, Emmanuel, Guadalupe, and Render's Hope will take on more Early Head Start slots
 2. Mattie Rhodes, Render's Hope, Emmanuel, KCPS, and Guadalupe will take on more Head Start slots
 - ii. Alex had a question about what services are going to be in the Thomas Roque building. Kasey answered that Guadalupe will be taking over the Thomas Roque building and providing services there

- iii. MARC Head Start has 12 teaching staff working towards their bachelor's degrees through UCM. 8 staff completed the Family Development Credential.
- iv. We got notice of application for Year 3 of our reward. This is flat funding currently.

Information will be shared during the discussion of each Action Item to ensure understanding prior to Policy Council approval of any item

1) Action Items to be approved and submitted to the Governing Body:

- Approval of Monthly Items:
 - i. Advisory Committee Meeting Minutes- May
 - Laciee motioned, Kaitee seconded
 - All ayes, no nays → motion passes
 - ii. Child Selection Criteria
 - Laciee motioned, Kathy seconded
 - All ayes, no nays → motion passes
 - iii. MARC Head Start Program Changes 2025-2026
 - Alex motioned, Kathy seconded
 - All ayes, no nays → motion passes
 - iv. EHS State Grant/Budget Approval
 - Alex motioned, Laciee seconded
 - All ayes, no nays → motion passes
 - v. Continuation Grant Application
 - Alex motioned, Laciee seconded
 - All ayes, no nays → motion passes

2) New Business

Molly Merrigan

3) Adjournment

Molly Merrigan

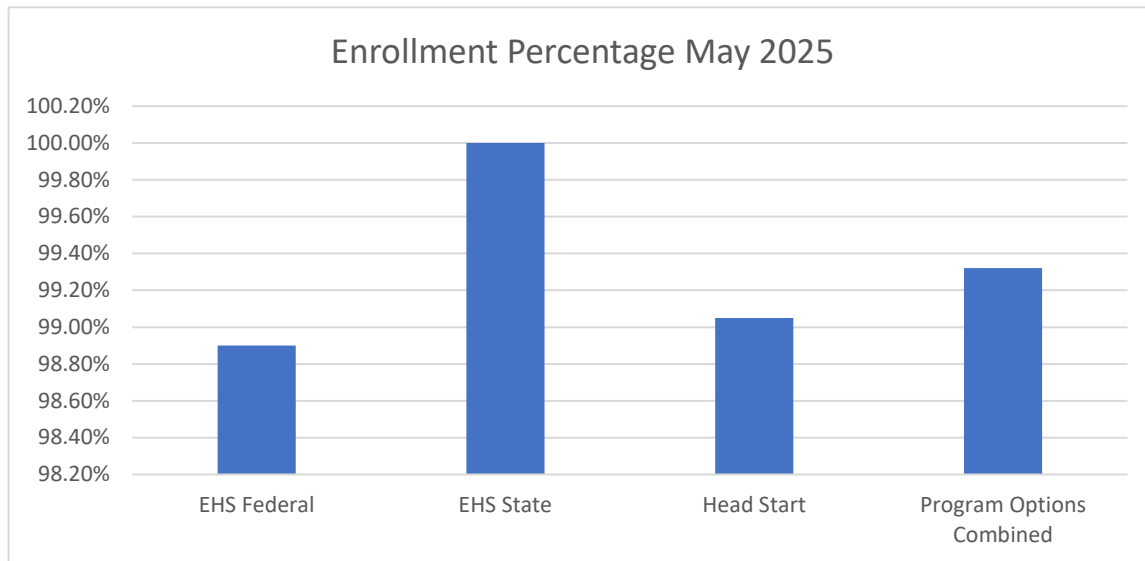
a) Laciee motioned, Kathy seconded

b) Adjournment at 12:54pm

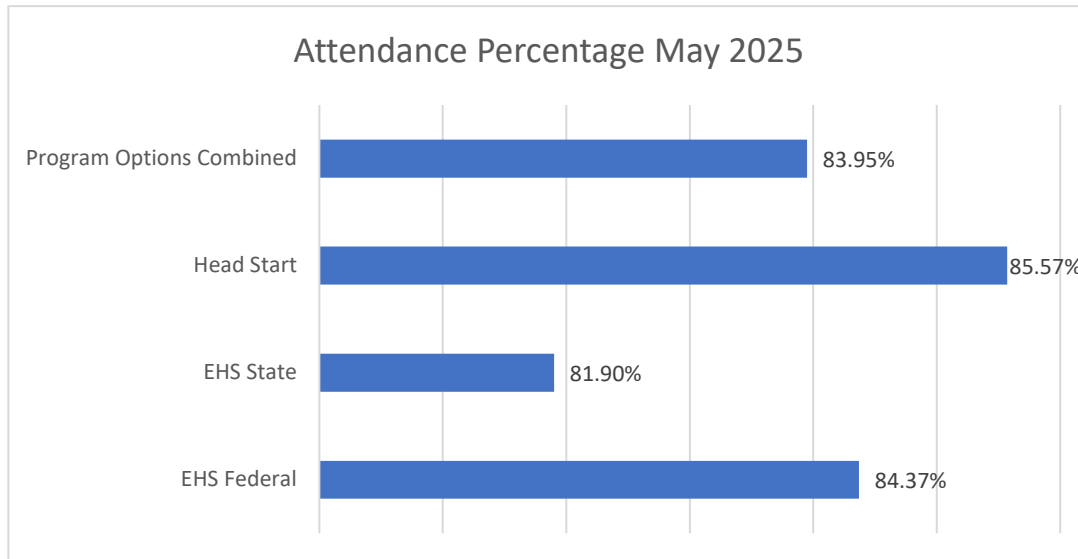
Next Shared Governance: August 11, 2025

Next Policy Council: September 9, 2025

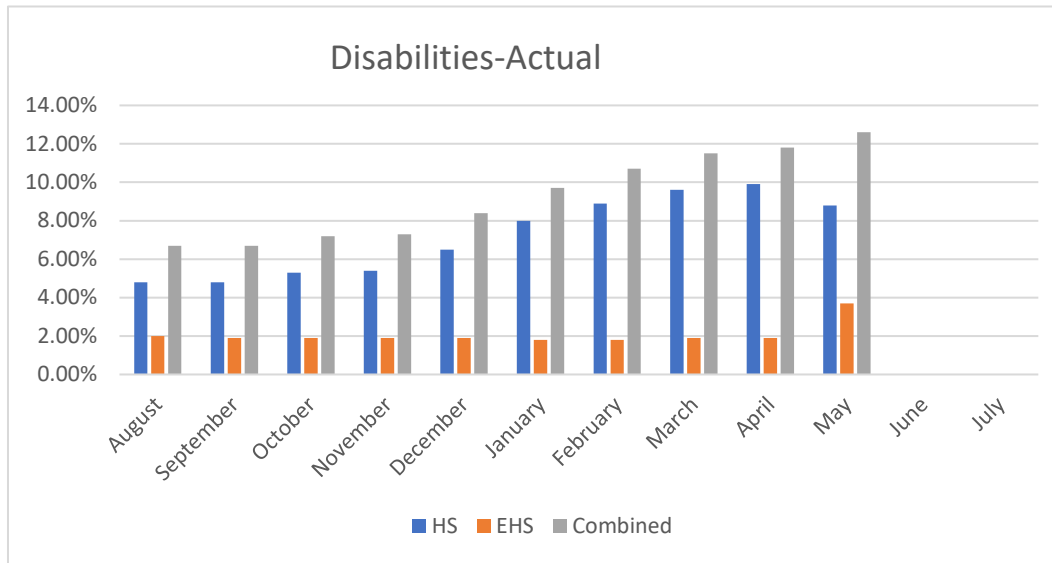
Program Option	Enrollment Percentage May 2025
EHS Federal	98.90%
EHS State	100.00%
Head Start	99.05%
Program Options Combined	99.32%



Program Option	Attendance Percentage May 2025
EHS Federal	84.37%
EHS State	81.90%
Head Start	85.57%
Program Options Combined	83.95%



	August	September	October	November	December	January	February	March	April	May	June	July
HS	4.80%	4.80%	5.30%	5.40%	6.50%	8.00%	8.90%	9.60%	9.90%	8.80%		
EHS	2.00%	1.90%	1.90%	1.90%	1.90%	1.80%	1.80%	1.90%	1.90%	3.70%		
Combined	6.70%	6.70%	7.20%	7.30%	8.40%	9.70%	10.70%	11.50%	11.80%	12.60%		



MARC Head Start

Mid-America Regional Council

Financial Summary Report

Grant Status as of April 30, 2025

key:

= % Spent

▼ = % of Time Elapsed

= % Remaining

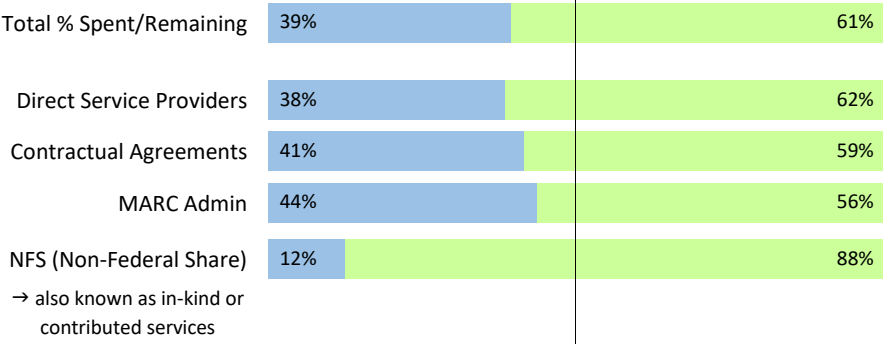
→ OPEN GRANTS (FY 2024-2025)

42230 - HS / EHS Core Operating

Grant Period: 11/01/2024 - 10/31/2025 (→ Apr 30, 2025 = 6/12, or 50%)

▼ 50%

Total Budget:	\$	32,918,852
Amount Spent:	\$	12,960,512
Amount Remaining:	\$	19,958,340



Notes: the category of Direct Service Providers comprises 82% of the total grant, leading to the similarity between the percentage spent for DSPs alone as compared to the total grant; data here reflects the typical one-month lag; the non-federal share (NFS) bar graph indicates the percent collected and the remaining balance for the same time period

48550 - Missouri EHS Program

Grant Period: 7/01/2024 - 6/30/2025 (→ Apr 30, 2025 = 10/12, or 83%)

▼ 83%

Total Budget:	\$	1,642,600
Amount Spent:	\$	1,289,405
Amount Remaining:	\$	353,195



Notes: the vast majority (99%) of the Missouri EHS grant funds is passed through to two of MARC's providers: the Independence School District and Operation Breakthrough; the remaining 1% is retained by MARC to recoup costs to administer the grant; data here reflects the typical one-month lag

46811 - Parent Advisory Council (University of Missouri)

Grant Period: 10/15/2024 - 7/31/2025 (→ Apr 30, 2025 = 6.5/9.5, or 68%)

▼ 68%

Total Budget:	\$	14,685
Amount Spent:	\$	5,423
Amount Remaining:	\$	9,262



Notes: Lynette Fowler, MARC's Family and Community Engagement Program Manager, obtained this funding from the Center for Excellence in Child Well-Being at the University of Missouri, through the MO Department of Social Services, Early Childhood Comprehensive Services

MARC Head Start

Mid-America Regional Council

Financial Summary Report

Grant Status as of April 30, 2025

key:

= % Spent

▼ = % of Time Elapsed

= % Remaining

→ OTHER FUNDS

41700 - Local Community Support - unrestricted

Grant Period: N/A				
Total Budget:	\$	32,770	Total % Spent/Remaining	<div><div>97%</div><div>3% →</div></div>
Amount Spent:	\$	31,640		
Amount Remaining:	\$	1,130		

Notes: these unrestricted funds result from program income not allowed by Head Start regulations, and provide a buffer should a vendor submit an invoice after a grant has closed and the liquidation period has passed, or the rare possibility that an expense submitted for federal reimbursement would be disallowed

41750 - HRSA MCHB (P4 Challenge) - restricted to Health-related

Grant Period: N/A				
Total Budget:	\$	55,000	Total % Spent/Remaining	<div><div>8%</div><div>92%</div></div>
Amount Spent:	\$	4,270		
Amount Remaining:	\$	50,730		

Notes: Sandra Reece-Tinsley, MARC's Health and Nutrition Program Manager, obtained this funding in April 2021; it is primarily earmarked for the Excelsior Springs Health Clinic

MID-AMERICA REGIONAL COUNCIL (MARC)
42230 Federal Core HS/EHS FY24-25
Cumulative Activity Through April 30, 2025

Account	Description	Cumulative Budget	Current Month	Cumulative Actual	Obligations Encumbrances	Cumulative Total	Actual % Spent
<u>Revenues</u>							
4111-00000	Federal Grant Revenue	\$32,918,852.00	\$3,041,305.57	\$12,960,511.87	\$0.00	\$12,960,511.87	39.4%
4511-00000	Contributed Services	8,229,713.00	303,489.15	992,246.61	0.00	992,246.61	12.1%
	Total Revenues	41,148,565.00	3,344,794.72	13,952,758.48	0.00	13,952,758.48	33.9%
<u>Expenses</u>							
5210-07800	Federal Subrecipient, Independence Public Schools	3,585,284.00	245,274.63	1,141,947.08	2,443,336.92	3,585,284.00	31.9%
5210-08550	Federal Subrecipient, Kansas City Public Schools	6,063,206.00	524,177.75	2,461,195.29	3,608,996.87	6,070,192.16	40.6%
5210-13205	Federal Subrecipient, Operation Breakthrough	3,441,167.00	564,476.61	1,380,611.33	2,060,555.67	3,441,167.00	40.1%
5210-20425	Federal Subrecipient, YMCA of Greater Kansas City	5,037,666.00	460,731.99	1,752,958.01	3,284,707.99	5,037,666.00	34.8%
5223-00009	Contracted Services - Tier 1, Ability KC	100,716.00	11,190.67	55,953.35	44,762.65	100,716.00	55.6%
5223-01690	Contracted Services - Tier 1, Blue Springs School District	469,160.00	39,096.67	195,483.35	273,676.65	469,160.00	41.7%
5223-02370	Contracted Services - Tier 1, Grandview School District	674,392.00	112,398.68	280,996.70	393,395.30	674,392.00	41.7%
5223-04923	Contracted Services - Tier 1, Emmanuel F&C Dev Ctr	745,198.00	62,099.83	310,499.15	434,698.85	745,198.00	41.7%
5223-05133	Contracted Services - Tier 1, Excelsior Springs School Dis	342,440.00	28,536.67	142,683.35	199,756.65	342,440.00	41.7%
5223-05391	Contracted Services - Tier 1, Front Porch Alliance	241,740.00	20,145.00	100,725.00	141,015.00	241,740.00	41.7%
5223-06160	Contracted Services - Tier 1, Guadalupe Center Inc	833,664.00	69,472.00	347,360.00	486,304.00	833,664.00	41.7%
5223-09516	Contracted Services - Tier 1, Learn A Lot Academy	1,233,997.00	102,833.08	514,165.40	719,831.60	1,233,997.00	41.7%
5223-09715	Contracted Services - Tier 1, Lee's Summit School District	552,552.00	46,046.00	230,230.00	322,322.00	552,552.00	41.7%
5224-02565	Contracted Services - Tier 2, Raytown School District	781,611.00	65,134.25	325,671.25	455,939.75	781,611.00	41.7%
5224-03770	Contracted Services - Tier 2, Center School District	847,530.00	70,627.50	353,137.50	494,392.50	847,530.00	41.7%
5224-05515	Contracted Services - Tier 2, The Family Conservancy	1,020,600.00	85,050.00	425,250.00	595,350.00	1,020,600.00	41.7%
5224-18116	Contracted Services - Tier 2, EarlystART (UICS)	863,796.00	71,983.00	359,915.00	503,881.00	863,796.00	41.7%
5220-00000	Contracted Service	185,833.00	44,143.00	97,429.36	0.00	97,429.36	52.4%
5220-02361	Contracted Service, Cultivating Potential (Amy Thompson)	82,368.00	6,603.96	33,635.46	48,732.54	82,368.00	40.8%
5220-02590	Contracted Service, Cornerstones of Care	34,000.00	1,450.00	5,225.00	28,775.00	34,000.00	15.4%
5220-02937	Contracted Service, Marcos Castillo	1,479.00	0.00	105.60	1,373.40	1,479.00	7.1%
5220-03245	Contracted Service, Child Plus	52,950.00	0.00	64,168.00	0.00	64,168.00	121.2%
5220-03806	Contracted Service, Deb Bowman	37,500.00	0.00	6,706.65	30,793.35	37,500.00	17.9%
5220-05105	Contracted Service, Easter Seals Midwest	7,000.00	0.00	0.00	7,000.00	7,000.00	0.0%
5220-05515	Contracted Service, The Family Conservancy (MH + PD)	100,493.00	4,800.00	22,175.00	78,318.00	100,493.00	22.1%
5220-06037	Contracted Service, Suzanne Grace	59,981.00	0.00	17,339.52	42,641.48	59,981.00	28.9%
5220-07982	Contracted Service, Jewish Vocational Service	10,000.00	3,099.00	5,766.92	4,233.08	10,000.00	57.7%
5220-08753	Contracted Service, KVC	16,500.00	0.00	5,300.00	11,200.00	16,500.00	32.1%
5220-09503	Contracted Service, Angela Lanigan	5,280.00	118.80	660.00	4,620.00	5,280.00	12.5%

MID-AMERICA REGIONAL COUNCIL (MARC)
42230 Federal Core HS/EHS FY24-25
Cumulative Activity Through April 30, 2025

Account	Description	Cumulative Budget	Current Month	Cumulative Actual	Obligations Encumbrances	Cumulative Total	Actual % Spent
5220-10492	Contracted Service, Crystalynn Belt	10,560.00	1,181.82	4,762.08	5,797.92	10,560.00	45.1%
5220-10689	Contracted Service, Georgia Mueller	19,381.00	1,936.44	6,391.44	12,989.56	19,381.00	33.0%
5220-12606	Contracted Service, Natasha Symes	36,975.00	3,930.00	15,408.75	21,566.25	36,975.00	41.7%
5220-13247	Contracted Service, Karen Osborn	57,025.00	5,072.76	24,520.32	32,504.68	57,025.00	43.0%
5220-14545	Contracted Service, Propio Language Services	35,000.00	7,739.68	20,384.41	14,615.59	35,000.00	58.2%
5220-14906	Contracted Service, Reflect to Connect Psychology	15,524.00	250.00	1,125.00	14,399.00	15,524.00	7.2%
5220-15095	Contracted Service, Rejuvenate	5,000.00	0.00	2,484.00	2,516.00	5,000.00	49.7%
5220-15864	Contracted Service, Margaret (Pegi) Stamps	0.00	0.00	900.00	2,700.00	3,600.00	-----
5220-16089	Contracted Service, Social Work PRN	45,000.00	996.00	7,587.45	37,412.55	45,000.00	16.9%
5220-16926	Contracted Service, Partners in Play (Jill Smith)	42,028.00	3,115.20	12,883.20	29,144.80	42,028.00	30.7%
5220-19303	Contracted Service, Kathy Waage	49,000.00	4,620.00	22,841.28	26,158.72	49,000.00	46.6%
5220-19542	Contracted Service, Rise & Shine (Pam Wine)	4,013.00	840.00	2,520.00	1,493.00	4,013.00	62.8%
5220-19660	Contracted Service, Kathi Winkler	14,985.00	0.00	2,280.96	12,704.04	14,985.00	15.2%
5230-00000	Legal Fees	2,500.00	0.00	0.00	0.00	0.00	0.0%
5240-00000	Service Agreements	27,894.00	2,234.80	13,459.53	0.00	13,459.53	48.3%
5240-18835	Service Agreements, Verizon Wireless	15,400.00	0.00	3,721.34	0.00	3,721.34	24.2%
5250-00000	Media Advertising	10,000.00	0.00	0.00	0.00	0.00	0.0%
5310-00000	Insurance	31,056.00	2,587.97	15,527.82	0.00	15,527.82	50.0%
5410-00000	In Region Travel	12,000.00	1,602.37	6,791.82	0.00	6,791.82	56.6%
5420-00000	Out of Region Travel	12,335.00	599.12	4,919.89	0.00	4,919.89	39.9%
5430-00000	Registration Fees	21,021.00	200.00	8,690.00	0.00	8,690.00	41.3%
5440-00000	Meeting	22,290.00	1,671.13	10,729.51	0.00	10,729.51	48.1%
5450-00000	Periodical & Subscriptions	1,830.00	0.00	0.00	0.00	0.00	0.0%
5450-20545	Periodical & Subscriptions, WIPFLI	995.00	0.00	0.00	0.00	0.00	0.0%
5460-00000	Professional Memberships	4,474.00	0.00	6,114.00	0.00	6,114.00	136.7%
5625-00000	Child Care Reimbursements	13,629.00	5,289.00	5,108.00	0.00	5,108.00	37.5%
5660-00000	Other Expense	14,890.00	887.55	4,137.55	0.00	4,137.55	27.8%
5680-99460	Reproduction Lease Konica	0.00	226.90	1,361.40	0.00	1,361.40	-----
5685-00000	Printing	5,000.00	0.00	0.00	0.00	0.00	0.0%
5700-00000	Supplies and General Expense	45,163.00	0.00	66,333.19	0.00	66,333.19	146.9%
5706-00000	Supplies - Equipment - <\$2,500	1,500.00	705.37	705.37	0.00	705.37	47.0%
5760-00000	Training Expense	41,467.00	(461.54)	3,207.66	0.00	3,207.66	7.7%
5760-00009	Training Expense, Ability KC	1,935.00	0.00	1,935.00	0.00	1,935.00	100.0%
5760-01690	Training Expense, Blue Springs School District	10,924.00	35.20	1,052.12	9,871.88	10,924.00	9.6%
5760-02370	Training Expense, Grandview School District	11,127.00	0.00	0.00	11,127.00	11,127.00	0.0%
5760-02565	Training Expense, Raytown School District	12,446.00	629.55	4,732.37	7,713.63	12,446.00	38.0%
5760-03770	Training Expense, Center School District	14,296.00	0.00	417.74	13,878.26	14,296.00	2.9%
5760-04923	Training Expense, Emmanuel F&C Dev Ctr	13,633.00	0.00	0.00	13,633.00	13,633.00	0.0%
5760-05133	Training Expense, Excelsior Springs School District	6,718.00	0.00	0.00	6,718.00	6,718.00	0.0%

MID-AMERICA REGIONAL COUNCIL (MARC)
42230 Federal Core HS/EHS FY24-25
Cumulative Activity Through April 30, 2025

Account	Description	Cumulative Budget	Current Month	Cumulative Actual	Obligations Encumbrances	Cumulative Total	Actual % Spent
5760-05391	Training Expense, Front Porch Alliance	2,933.00	0.00	0.00	2,933.00	2,933.00	0.0%
5760-05515	Training Expense, The Family Conservancy	10,949.00	0.00	0.00	10,949.00	10,949.00	0.0%
5760-06160	Training Expense, Guadalupe Center Inc	16,122.00	0.00	1,330.14	14,791.86	16,122.00	8.3%
5760-09516	Training Expense, Learn A Lot Academy	22,349.00	0.00	0.00	22,349.00	22,349.00	0.0%
5760-09715	Training Expense, Lee's Summit School District	9,105.00	0.00	0.00	9,105.00	9,105.00	0.0%
5760-18116	Training Expense, EarlstART (UICS)	14,951.00	0.00	0.00	14,951.00	14,951.00	0.0%
6000-00000	Salaries - Regular - Direct	2,257,948.00	169,670.86	970,260.92	0.00	970,260.92	43.0%
6030-00000	Salaries - Intern - Direct	0.00	1,398.00	6,937.50	0.00	6,937.50	-----
6100-00000	Fr Benefits - Regular - Direct	1,192,197.00	89,586.21	512,297.75	0.00	512,297.75	43.0%
6110-00000	Fr Benefits - Intern - Direct	0.00	106.95	530.76	0.00	530.76	-----
6800-00000	Indirect Costs - Regular	1,152,348.00	87,628.89	501,104.80	0.00	501,104.80	43.5%
6810-00000	Indirect Costs - Intern	0.00	508.67	2,524.31	0.00	2,524.31	-----
6830-00000	Indirect Costs - Subsidy Trans	0.00	(1,041.76)	(5,955.41)	0.00	(5,955.41)	-----
6910-00000	Rent - MARC Main Office Space	122,833.00	8,069.34	51,154.63	0.00	51,154.63	41.6%
	Total Expenses	32,918,852.00	3,041,305.57	12,960,511.87	17,072,632.99	30,033,144.86	39.4%
Balance / % Remaining						19,958,340.13	60.6%
7000-00000	Contributed Services, MARC + Tier 1 and Tier 2 DSPs	3,697,881.00	0.00	0.00	0.00	0.00	0.0%
7000-07800	Contributed Services, Independence Public Schools	896,321.00	86,838.79	317,261.04	0.00	317,261.04	35.4%
7000-08550	Contributed Services, Kansas City Public Schools	1,515,802.00	20,807.43	102,274.60	0.00	102,274.60	6.7%
7000-13205	Contributed Services, Operation Breakthrough	860,292.00	167,169.23	409,746.52	0.00	409,746.52	47.6%
7000-20425	Contributed Services, YMCA Of Greater Kansas City	1,259,417.00	28,673.70	162,964.45	0.00	162,964.45	12.9%
	Total Contributed Services	8,229,713.00	303,489.15	992,246.61	0.00	992,246.61	12.1%
GRAND TOTAL		41,148,565.00	3,344,794.72	13,952,758.48	17,072,632.99	31,025,391.47	33.9%
	DSPs	26,982,207.00		10,388,249.13			38.5%
	Contractual Agrmnts	927,875.00		382,600.40			41.2%
	MARC Admin	5,008,770.00		2,189,662.34			43.7%
		32,918,852.00		12,960,511.87			39.4%

Account	Description	Cumulative Budget	Current Month	Cumulative Actual	Obligations Encumbrances	Cumulative Total	Actual % Spent
<u>Revenues</u>							
4211-00000	State Grant Revenue	\$1,642,600.00	\$154,165.61	\$1,289,404.66	\$0.00	\$1,289,404.66	78.5%
	Total Revenues	1,642,600.00	154,165.61	1,289,404.66	0.00	1,289,404.66	78.5%
<u>Expenses</u>							
5220-07800	Contracted Service, Independence Public Schools	717,025.00	76,194.63	566,844.17	150,180.83	717,025.00	79.1%
5220-13205	Contracted Service, Operation Breakthrough	909,150.00	77,196.81	714,683.87	194,466.13	909,150.00	78.6%
6000-00000	Salaries - Regular - Direct	8,150.00	281.23	3,528.41	0.00	3,528.41	43.3%
6030-00000	Salaries - Intern - Direct	0.00	125.00	337.50	0.00	337.50	-----
6100-00000	Fr Benefits - Regular - Direct	4,189.00	148.49	1,862.99	0.00	1,862.99	44.5%
6110-00000	Fr Benefits - Intern - Direct	0.00	9.56	25.82	0.00	25.82	-----
6800-00000	Indirect Costs - Regular	3,739.00	145.25	1,820.98	0.00	1,820.98	48.7%
6810-00000	Indirect Costs - Intern	0.00	45.48	122.81	0.00	122.81	-----
6830-00000	Indirect Costs - Subsidy Trans	(111.00)	0.00	0.00	0.00	0.00	0.0%
6910-00000	Rent - MARC Main Office Space	458.00	19.16	178.11	0.00	178.11	38.9%
	Total Expenses	1,642,600.00	154,165.61	1,289,404.66	344,646.96	1,634,051.62	78.5%
Balance / % Remaining						353,195.34	21.5%
GRAND TOTAL		1,642,600.00	154,165.61	1,289,404.66	344,646.96	1,634,051.62	78.5%

MID-AMERICA REGIONAL COUNCIL (MARC)
 46811 Parent Advisory Council FY24-25
 Cumulative Activity Through April 30, 2025

Account	Description	Cumulative Budget	Current Month	Cumulative Actual	Obligations Encumbrances	Cumulative Total	Actual % Spent
<u>Revenues</u>							
4390-00000	Program Income	\$14,685.00	\$884.23	\$5,423.35	\$0.00	\$5,423.35	36.9%
	Total Revenues	14,685.00	884.23	5,423.35	0.00	5,423.35	36.9%
<u>Expenses</u>							
5220-00000	Contracted Service	0.00	0.00	1,205.00	0.00	1,205.00	-----
5420-00000	Out of Region Travel	800.00	446.73	1,062.31	0.00	1,062.31	132.8%
5440-00000	Meeting	0.00	0.00	1,424.63	0.00	1,424.63	-----
5625-00000	Child Care Reimbursements	6,145.00	437.50	907.50	0.00	907.50	14.8%
5700-00000	Supplies and General Expense	2,339.00	0.00	81.79	0.00	81.79	3.5%
6000-00000	Salaries - Regular - Direct	2,530.00	0.00	353.12	0.00	353.12	14.0%
6100-00000	Fr Benefits - Regular - Direct	1,357.00	0.00	186.45	0.00	186.45	13.7%
6800-00000	Indirect Costs - Regular	1,387.00	0.00	182.37	0.00	182.37	13.1%
6910-00000	Rent - MARC Main Office Space	127.00	0.00	20.18	0.00	20.18	15.9%
	Total Expenses	14,685.00	884.23	5,423.35	0.00	5,423.35	36.9%
Balance / % Remaining						9,261.65	63.1%
GRAND TOTAL		14,685.00	884.23	5,423.35	0.00	5,423.35	36.9%

MID-AMERICA REGIONAL COUNCIL (MARC)
41700 HS Local Community Support
Cumulative Activity Through April 30, 2025

Account	Description	Cumulative Budget	Current Month	Cumulative Actual	Obligations Encumbrances	Cumulative Total	Actual % Spent
<u>Revenues</u>							
4390-00000	Program Income	\$32,769.64	\$0.00	\$31,639.70	\$0.00	\$31,639.70	96.6%
	Total Revenues	32,769.64	0.00	31,639.70	0.00	31,639.70	96.6%
<u>Expenses</u>							
5220-00000	Contracted Service	1,460.50	0.00	3,360.50	0.00	3,360.50	230.1%
5220-04795	Contracted Service, Carol Dietzschold	2,500.80	0.00	2,500.80	0.00	2,500.80	100.0%
5220-14545	Contracted Service, Proprio Language Services	802.70	0.00	802.70	0.00	802.70	100.0%
5420-00000	Out of Region Travel	403.85	0.00	447.34	0.00	447.34	110.8%
5431-00000	Registration Fees	535.00	0.00	535.00	0.00	535.00	100.0%
5440-00000	Meeting	1,829.55	0.00	1,941.57	0.00	1,941.57	106.1%
5625-00000	Child Care Reimbursements	664.19	0.00	664.19	0.00	664.19	100.0%
5660-00000	Other Expense	13,561.30	0.00	16,069.84	0.00	16,069.84	118.5%
5685-00000	Printing	1,563.21	0.00	1,563.21	0.00	1,563.21	100.0%
5700-00000	Supplies and General Expense	6,826.54	0.00	804.80	0.00	804.80	11.8%
5760-00000	Training Expense	2,622.00	0.00	2,949.75	0.00	2,949.75	112.5%
	Total Expenses	32,769.64	0.00	31,639.70	0.00	31,639.70	96.6%
Balance / % Remaining						1,129.94	3.4%
GRAND TOTAL		32,769.64	0.00	31,639.70	0.00	31,639.70	96.6%

MID-AMERICA REGIONAL COUNCIL (MARC)
41750 HRSA MCHB - P4 Challenge
Cumulative Activity Through April 30, 2025

Account	Description	Cumulative Budget	Current Month	Cumulative Actual	Obligations Encumbrances	Cumulative Total	Actual % Spent
<u>Revenues</u>							
4390-00000	Program Income	\$55,000.00	\$0.00	\$4,270.44	\$0.00	\$4,270.44	7.8%
	Total Revenues	55,000.00	0.00	4,270.44	0.00	4,270.44	7.8%
<u>Expenses</u>							
5660-00000	Other Expense	55,000.00	0.00	4,270.44	0.00	4,270.44	7.8%
	Total Expenses	55,000.00	0.00	4,270.44	0.00	4,270.44	7.8%
Balance / % Remaining						50,729.56	92.2%
GRAND TOTAL		55,000.00	0.00	4,270.44	0.00	4,270.44	7.8%

Credit Card Summary
Credit Card Expenses April 2025
Totals

Susan Duffey

April 2025 \$ -

 \$ -

Brady Konomos

April 2025 \$ 17,743.21

 \$ 17,743.21

Kasey Lawson

April 2025 \$ -

 \$ -

Liz Meng

April 2025 \$ -

 \$ -

Daniela Rivera

April 2025 \$ -

 \$ -

Toni Sturdivant

April 2025 \$ -

 \$ -

Total \$ 17,743.21

May 2025 STATEMENT FOR THE MONTH Ending April 30th

Expense Account	Federal Cost Category	Date of Transaction	MARC Employee	Vendor	Date of Statement	Amount	Description
5210	Federal Subrecipient, Kansas City Public Schools						
		4/23/2025	Brady Konomos	WipFli	5/1/2025	\$2,437.50	KCPS WipFli staff registration
		4/23/2025	Brady Konomos	WipFli	5/1/2025	\$812.50	KCPS WipFli staff registration
		4/23/2025	Brady Konomos	Southwest Airlines	5/1/2025	\$413.96	KCPS Wipfli staff flights
		4/23/2025	Brady Konomos	Southwest Airlines	5/1/2025	\$137.99	KCPS Wipfli staff flights
		4/23/2025	Brady Konomos	Southwest Airlines	5/1/2025	\$297.72	KCPS Wipfli staff flights
		4/23/2025	Brady Konomos	Southwest Airlines	5/1/2025	\$99.24	KCPS Wipfli staff flights
		4/23/2025	Brady Konomos	Caesars Palace	5/1/2025	\$154.76	KCPS Wipfli Hotel
		4/23/2025	Brady Konomos	Caesars Palace	5/1/2025	\$51.59	KCPS Wipfli Hotel
		4/23/2025	Brady Konomos	Caesars Palace	5/1/2025	\$154.76	KCPS Wipfli Hotel
		4/23/2025	Brady Konomos	Caesars Palace	5/1/2025	\$51.59	KCPS Wipfli Hotel
				Total		\$4,611.61	
5240	Service Agreements						
		4/15/2025	Brady Konomos	Verizon Wireless	5/1/2025	\$930.25	Head Start MiFi Monthly Charge
		4/15/2025	Brady Konomos	Verizon Wireless	5/1/2025	\$310.08	Head Start MiFi Monthly Charge
				Total		\$1,240.33	
5420	Out of Region Travel						
		4/23/2025	Brady Konomos	Southwest Airlines	5/1/2025	\$359.97	Klawson Wipfli Flight
		4/23/2025	Brady Konomos	Southwest Airlines	5/1/2025	\$119.99	Klawson Wipfli Flight
		4/23/2025	Brady Konomos	Southwest Airlines	5/1/2025	\$376.48	Lmeng Wipfli Flight
		4/23/2025	Brady Konomos	Southwest Airlines	5/1/2025	\$125.49	Lmeng Wipfli Flight
		4/23/2025	Brady Konomos	Caesars Palace	5/1/2025	\$154.76	Klawson Wipfli Hotel
		4/23/2025	Brady Konomos	Caesars Palace	5/1/2025	\$51.59	Klawson Wipfli Hotel
		4/23/2025	Brady Konomos	Caesars Palace	5/1/2025	\$154.76	Lmeng Wipfli Hotel
		4/23/2025	Brady Konomos	Caesars Palace	5/1/2025	\$51.59	Lmeng Wipfli Hotel
				Total		\$1,394.63	
5430	Registration Fees						
		4/23/2025	Brady Konomos	WipFli	5/1/2025	\$1,968.75	Klawson Wipfli Registration
		4/23/2025	Brady Konomos	WipFli	5/1/2025	\$656.25	Klawson Wipfli Registration
		4/23/2025	Brady Konomos	WipFli	5/1/2025	\$1,968.75	Lmeng Wipfli Registration
		4/23/2025	Brady Konomos	WipFli	5/1/2025	\$656.25	Lmeng Wipfli Registration
		4/14/2025	Brady Konomos	R7 Head Start	5/1/2025	\$2,231.25	R7 Conf Registration - 5 staff
		4/14/2025	Brady Konomos	R7 Head Start	5/1/2025	\$743.75	R7 Conf Registration - 5 staff
		4/28/2025	Brady Konomos	MO Head Start Association	5/1/2025	\$256.16	MHSA Awards Registration

5440

Meeting

4/28/2025 Brady Konomos MO Head Start Association

5/1/2025 \$85.39

MHSA Awards Registration

Total **\$8,566.55**

4/10/2025 Brady Konomos HyVee

5/1/2025 \$8.99

Self Assessment Water Bottles

4/10/2025 Brady Konomos HyVee

5/1/2025 \$2.99

Self Assessment Water Bottles

4/17/2025 Brady Konomos HyVee

5/1/2025 \$168.92

Young Investigators - April 17

4/17/2025 Brady Konomos HyVee

5/1/2025 \$56.31

Young Investigators - April 17

4/18/2025 Brady Konomos HyVee

5/1/2025 \$139.50

Young Investigators - April 18

4/18/2025 Brady Konomos HyVee

5/1/2025 \$46.50

Young Investigators - April 18

4/2/2025 Brady Konomos Chef Kansas City

5/1/2025 \$697.13

Health Services Advis Com

4/20/2025 Brady Konomos Chef Kansas City

5/1/2025 \$232.37

Health Services Advis Com

4/15/2025 Brady Konomos JackStack

5/1/2025 \$327.60

Shared Governance - April

4/15/2025 Brady Konomos JackStack

5/1/2025 \$109.20

Shared Governance - April

4/8/2025 Brady Konomos Minskys Pizza

5/1/2025 \$140.58

PAC - April 8

Total **\$1,930.09****TOTAL****\$17,743.21**

Mid-America Head Start Advisory Committee
Meeting Tuesday, May 13, 2025
Agenda

1. Meeting Called to Order / Establish Quorum Molly Merrigan
 - Meeting started 12:09pm
2. Welcome and Introductions Molly Merrigan
 - In Person: Kasey Lawson, Betty Choi, Liz Meng, Patty Lucas, Carol Bolz, Lacie Lapee, Kathy Fuger, Lynette Fowler, and Brady Konomos
 - Virtual: Toni Sturdivant, Kaitee Brown, and Molly Merrigan
3. Information/ Training
 - Enrollment, Attendance, and Disability Betty Choi
 - i. February enrollment combined was 95.08% with a goal of 97%. Attendance was a combined of 83.96% with a goal of 85%. Attendance low due to transportation and illness
 - ii. Disabilities were 9.9% for Head Start, 1.9% for EHS, and 11.80% for combined in April
 - Budget Report MARC Head Start Dashboard Liz Meng
 - i. Liz provided an overview of MARC Head Start Financial Summary Report grant status as of March 31st, 2025.
 - ii. Our HS/EHS Core Operating grant FY2024-2025 has a total budget of \$32,918,852. There is \$22,999,646 remaining.
 - iii. Missouri EHS grant for FY 2024-2025 has a total budget of \$ 1,642,600 with a remaining balance of \$507,361.
 - iv. Kathy asked if MARC Admin is ahead of spending currently? Kasey answered that the numbers are currently on track for spending.
 - CACFP Report Liz Meng
 - i. Liz reported on the USDA/CACFP monthly report as of March 2025.
 - ii. The grand total of meals served in February was 57,554, the amount reimbursed was \$152,976. In March 69,918 meals were served and the amount reimbursed was \$179,315.79.
 - Credit Card Expenditures Liz Meng
 - i. Liz reviewed the credit card expenses as of March 2025.
 - ii. Susan Duffey spent a total of \$1,671.13, Brady Konomos spent a total of \$5,963.55, and Daniela Rivera spent a total of \$102.84.
 - Head Start Directors Report Kasey Lawson
 - i. OHS Memorandum
 - Expanding Educational Freedom and Opportunities for Families in Head Start Programs. This Memorandum promotes parent choice to select providers. This allows more flexibility for us to serve families outside of

our region. It also covers the need for family feedback on our Community Assessment. There are new opportunities for us to involve parents more thoroughly. The IM does cover Faith Based Programs.

- Lacie asked if this includes school districts. Kasey said it varies from district to district. Some are stricter on their boundaries on what they can allow. However, others are willing to take other kids as long as transportation is covered.

ii. Self-Assessment

- Professional Development and Human Resources
 - a. Accomplishments: New MOPD system, staff retainage improvements, and on demand training through MARC LMS
 - b. Challenges: hiring staff with credentials.
- ERSEA
 - a. Accomplishments: huge improvements in enrollment leading to 6 month extension, recruitment plans, increased attendance data entry.
 - b. Challenges: meeting 97% enrollment, selection of children with challenging behaviors and special needs on IEPs as they move from the waitlist
- Health and Nutrition Services
 - a. Accomplishments: Partnership with KCU, American Heart Association selected for Lived Experience Group, Head Start physical exam completion rate increased by 7%.
 - b. Challenges: Community resources required to support referral process for failed screenings, gaps in health insurance coverage.
- Mental Health and Disabilities
 - a. Accomplishments: Over 10% children who meet eligibility for IDEA services, increase in staffing for extra support
 - b. Challenges: Need more streamlined staffing children with high needs and children struggles implementing classroom structures.
- Child Development and Learning
 - a. Accomplishments: Systems are in place to implement DRDP, progress in implementing curriculum model, Continuity of Care and mixed ages were implemented
 - b. Challenges: family style dining
- Family and Community Engagement
 - a. Accomplishments: quorum met at all program governance, 8 advocates completed FDC, parent engagement, cultural fairs, vision boards, diverse cafes
 - b. Challenges: Consistent and detailed documentation
- Environmental Health and Safety

- a. Accomplishments: FA1 covered transportation review that showed sufficient options, on the CASE observations as MARC Staff
 - b. Challenges: Delayed scheduling of CASE, Sweep step in CASE transitions not fully implemented at all DSPs.
 - Fiscal
 - a. Accomplishments: met in-kind for CORE Yr1, Hired grant accountant III
 - b. Challenges: staff turnover, training dollars being spent timely.
 - Continuous Program Improvement
 - a. Accomplishments: 45% increase in fully implemented indicators from Year 1 and Year 2 during self-assessment for Tier 1 and Tier 2 DSPs, data storytelling
 - b. Challenges: data team not fully developed so hoping to explore in PY 3.
 - Kathy mentioned that the Head Start model looks great on paper and asked if it's like that in real life. Kasey answered that she has gotten many comments on programs actually feeling like they are in a partnership with MARC which we consider a great success.
 - Goal 1: Joyful, Engaged learning
 - a. Accomplishments: classroom observations, training on Play, and Project Approach Exhibit
 - b. Updates: Continue develop Project Approach KC and NAEYC Project Approach
 - Goal 2: Wellness
 - a. Accomplishments: large group participation in Conscious Discipline Elevate conference, Spring Seminar on Banishing Burnout, Conscious Leadership and Stress Wisely trainings
 - b. Updates: reconvening the Wellness committee and creating a wellness survey
 - Goal 3: Strong Families
 - a. Accomplishments: Parent Advisory Committee implemented 3 cafes, parents as driving force on Family Fun Resource Fair
 - b. Updates: Looking at update assessment tool.
 - Goal 4: Workforce
 - a. Accomplishments: Met with 15 DSP's teachers to hear voices from frontlines.
 - b. Updates: Streamline onboarding process
- iii. Child Health and Safety
 - We have had four incidents over the last couple months. Three involved a child being left unattended and one was an inappropriate staff behavior. All incidents have been reported to the Office of Head Start.

- Lacie asked if any more details can be shared. Kasey expanded that two incidents were at the same location. The children left unattended vary anywhere from 2-20 minutes. We want to ensure we are on top of these issues especially moving into a potential RAN Review.

Information will be shared during the discussion of each Action Item to ensure understanding prior to Advisory Committee approval of any item

1) Action Items to be approved and submitted to the Governing Body:

- Approval of Monthly Items:
 - i. Advisory Committee Meeting Minutes- March
 - Motioned by Lacie, seconded by Kathy
 - All ayes, no nays → motion passes
 - ii. Shared Governance Meeting Minutes- April
 - Motioned by Lacie, seconded by Kathy
 - All ayes, no nays → motion passes
 - iii. Policy Updates/Approval
 - New Policy 4000A
 - Motioned by Kathy, seconded by Kaitee
 - All ayes, no nays → motion passes
 - Policy Update
 - Motioned by Lacie, seconded by Kathy
 - All ayes, no nays → motion passes
 - Policy Update
 - Motioned by Kathy, seconded by Laciee
 - All ayes, no nays → motion passes
 - iv. New Partner Approval
 - Kathy asked what Render's Hope faith-based program means? Kasey and Lynette discussed that faith is outside the Head Start program and not a part of their curriculum.
 - Kathy also asked if YMCA staff are available to start up these new partnerships. Kasey shared that some staff are interested in being transferred to new sites to stay within Head Start.
 - Motioned by Lacie, seconded by Kathy
 - All ayes, no nays → motion passes

2) Adjournment

- a) Motioned by Lacie, seconded by Kathy
- b) Adjourned at 1:27pm

Molly Merrigan

MARC Head Start – Selection Criteria 2025-2026

Child Name: _____ Program Option: _____ Date: _____

Site: _____ Worksheet (Form 5050) Total Points: _____ ChildPlus Total Points: _____

MARC Head Start – Selection Criteria Worksheet (Form 5050)

	Requirements	
Federal and State	Income: Age: <i>Early Head Start</i> <i>Head Start</i> Disability: Service Area: Non-Restrictive Requirements: Immunizations:	Based on Federal poverty guidelines and HSPPS requirements Age 0 – 3 years, pregnant woman Age 3 by Public School Cutoff date or prior to Enrollment Diagnosed/verified Jackson, Clay and Platte County Zip Codes According to State of Missouri guidelines; immunizations at or before time of enrollment <i>Satisfactory written evidence that the child has begun the process of, or is exempt from immunizations.</i> Physical Exam within 30 days following entry into program (State licensed facilities); Physical and Dental Exams within 90 days following entry into program (Federal guidelines)
	Physical Exam Physical & Dental Exams	
Age & Income	Age Eligibility:	Child is Age Eligible for Early Head Start [Points determined by ChildPlus] <input type="checkbox"/> Child is Age Eligible for Head Start [Points determined by ChildPlus] <input type="checkbox"/>
	Income Eligibility: <i>(circle only one)</i> <i>*Documentation must be present within the file</i>	Child/Family is Income Eligible* [Points determined by ChildPlus] <input type="checkbox"/> Child/Family is Over-Income* [Points determined by ChildPlus] <input type="checkbox"/> TANF/SNAP [Income Status in ChildPlus as Public Assistance] * 150 SSI [Income Status in ChildPlus as Public Assistance] * 150 Homelessness [Income Status in ChildPlus as Homeless] * 200 Foster Child [Income Status in ChildPlus as Foster Child]* 200
	Special Needs Eligibility Criteria: <i>(circle all that apply)</i> <i>*Documentation must be present within the file</i>	Child with Diagnosed Special Needs [Current IEP or IFSP; Mental Health Diagnosis] * 150 Medically Fragile* 100 Developmental Screening Results* 40 Suspected Needs/Parent Concerns 40
	Parent Eligibility: <i>(circle only one)</i>	EHS ONLY: Pregnant Woman Applying for Unborn Child 40 Non-parental [Guardian/Grandparent/Relative/Kinship Care/Traditional Foster Care] 40 One Parent 30 Two Parent 20
	High Social Service Need Eligibility: <i>(circle all that apply)</i>	Domestic Violence 30 Diagnosis of Disability/Mental Health/Substance Abuse of Parent/Guardian/Sibling 30 Emerging Populations 30 Family in Transition 30 Family in Crisis 30 Incarcerated Parent(s)/Probation & Parole 30
	Circumstances Affecting Families Eligibility: <i>(circle all that apply)</i>	Referral by Health/Medical, Educational, Social Service, or other Resource Agency 20 Non-completion of Secondary Education, GED or HiSET 20 Primary Language in Home Other than English 20 Currently in Active-Duty Military 20
	Employment/Training Eligibility: <i>(circle all that apply)</i>	Parents are employed through a Head Start Program. 200 All Parents are Currently Working Full-Time/Part-Time 20 All Parent are Currently Enrolled in Post-Secondary School/ Training 20
	Continuity of Care Eligibility: <i>(circle all that apply)</i>	Child Transitioning from EHS to HS 150 Sibling Group 50

Selection Criteria Clarifications and Definition:

Age Eligibility:

***Age Eligible for Early Head Start:** Applicant is a child between the ages of birth to 3 years old or a pregnant teen/woman

***Age Eligible for Head Start:** Applicant is a child between the ages of 3 to 5 years old by the Public-School Cutoff date or prior to enrollment

Income Eligibility: ***[Documentation must be present within the file for all the following criterion]**

***Income Eligible:** Applicant's family gross annual income is at or below 100% of the federal poverty guidelines.

***Over Income:** Family's total gross annual income is greater than 100% of the federal poverty guidelines. Refer to ERSEA Policy, Procedure and Form 5030 for further guidelines.

***TANF/SNAP/SSI:** Child's family is eligible or, in the absence of childcare, would potentially be eligible for TANF, SNAP or Supplemental Security Income (SSI).

***Homelessness:** Family is currently homeless according to the McKinney-Vento definition of homelessness.

***Foster Child:** Child enrolling is a foster child. Foster care is a 24-hour substitute care for children placed away from their parents or guardians and for whom the state agency has placement and care responsibility. This includes but is not limited to placements in foster family homes, foster homes of relatives, group homes, emergency shelters, and state assigned pre-adoptive homes.

Special Needs Eligibility Criteria: ***[Documentation must be present within the file for all criterion except for Suspected Needs/Parent Concern]**

***Child with Diagnosed Special Needs:** Diagnosed disability - child has an IFSP through First Steps or IEP through the school district; Child with a mental health diagnosis through a qualified mental health professional.

***Medically Fragile:** Child has a diagnosed health condition that requires a provider specially trained to meet his/her needs; a diagnosed health condition that severely impairs his/her ability to participate in routine activities throughout the day; a child that requires appliance/equipment for breathing, eating or drainage; or a child that is dependent on mechanical support (wheelchair, walker, etc.) for mobility. **This does not include: Diabetes, Asthma, or Food Allergies. When in doubt, consult with your Health and Disabilities Coordinator.**

***Developmental Screening Results:** One area of delay as defined by a standardized screening tool.

Suspected Needs/Parent Concern: Developmental, social/emotional, mental health, or behavioral needs suspected/parent or agency has concerns

Parent Eligibility Criteria:

***EHS ONLY Pregnant Woman:** Applicant is pregnant.

***Non-Parental:** Child is under the informal and/or legal care of a Guardian, Grandparent, Relative, is in Kinship Care or Foster Care.

***One Parent:** Parent/Guardian of child applying does not share the parenting responsibilities with another person at home who meets the HSPPS definition for "Family".

***Two Parent:** Parents/Guardians of child applying who share the parenting responsibilities with each other at home and meet the HSPPS definition for "Family".

High Social Service Need Eligibility Criteria:

***Domestic Violence:** Parent/guardian reports there has been a domestic violence history within the home of the applying child.

***Diagnosis of Disability/Mental Health/Substance Abuse of Family Member:** Family member [excluding applicant] is diagnosed with a disability, serious illness, mental health diagnosis, or family reports there is a substance abuse history within the home of the applying child.

***Emerging Populations:** Family of applicant has relocated to the United States.

***Family in Transition:** Parent/guardian reports a change in life that requires some sort of adjustment in the family's life. (e.g. change in custody or placement of enrolling applicant, getting married; changing jobs/loss of employment; divorce, a teen parent under the age of 20, separation from parents; applicant has recently moved or relocated, etc.)

***Family in Crisis:** Parent/guardian reports a sudden disruptive event that has caused a major change within the family (e.g. sudden loss by death/terminal illness of an immediate family member; victim/witness of a violent crime; victim/witness of emotional, physical, or sexual trauma, recent diagnosis of a health issue, utility shut off notice, eviction notice, etc.)

***Incarcerated Parent(s)/Probation & Parole:** Parent/guardian is currently residing within a local/state or federal jail/prison, is currently on parole or probation or has a history of incarceration.

Circumstances Affecting Families Eligibility:

***Referral from Another Resource Agency:** Applicant was referred by an outside professional agency or health provider in support of a concern or circumstance listed on the MAHS selection criteria. (e.g. Parents As Teachers, Drug/Alcohol treatment center, WIC, DSS-Children's Division, and KCPD Victim's Advocate Unit, LEA, Health Facility, etc.)

***Non-completion of Secondary Education, GED, or HiSET:** Adult parent/guardian has not earned a High School diploma; GED; HiSet.

***Primary Language in Home Other than English:** The primary language used in the home is not English.

***Currently in Active-Duty Military:** Parent(s) are currently not living within the home due to serving in an active-duty regiment of the USA armed forces.

Employment/Training Eligibility Criteria:

***Parents are employed through a Head Start Program:** A parent is currently employed at a Head Start Program. Verification of employment is required for parents who work outside of the MARC Head Start network.

***Currently Working Full-Time/Part-Time:** All parent(s)/guardians are currently working at time of application and require care for the child to maintain their employment status.

***Currently Enrolled in Post-Secondary School/Training:** All parent(s)/guardians are currently in school or receiving training at time of application and require care for the child to maintain their enrollment in school/training status.

Continuity of Care Eligibility Criteria:

***Child Transitioning from EHS to HS:** Child is transitioning from EHS to HS.

***Sibling Group:** Applicant is a sibling or part of a sibling group that is enrolled or eligible for enrollment.

MARC HEAD START / MID-AMERICA REGIONAL COUNCIL
Policy Council/Advisory Committee
Agenda Item: Request for Approval
June 2025

ISSUE:

VOTE: Approve MARC Head Start's proposal to make changes to Head Start Preschool enrollment for 2025-2026 to accommodate closure of the YMCA of Greater Kansas City and Ability KC.

BACKGROUND:

In June of 2024 Ability KC notified MARC Head Start they would not be able to continue providing Early Head Start services beyond the 2024-2025 program year due to the agencies path changing and financial stability.

On March 11, 2025, The YMCA of Greater Kansas City notified MARC that they will no longer continue with Head Start services in Clay, Jackson, and Platte counties after May 2025. This nearly 20-year partnership will culminate in serving more than 8,000 children and families in the Kansas City region. The YMCA provides services in four locations throughout the region. We have launched a Request for Qualification process to find new partners to serve the children and families for three of the four locations.

A request for qualifications was also released by MARC in April 2025 to seek new partners in Clay, Jackson and Platte counties. After the completion of the proposal two new partners were found.

MARC is recommending approval of changes in enrollment for the following DSP agencies:

Ability KC- reduce Early Head Start enrollment to accommodate financial stability and changes in program mission to serve student enrollment.

YMCA Greater Kansas City- reduce Early Head Start and Head Start enrollment to accommodate staffing crisis and financial stability.

Emmanuel Family and Child Development Center- add Early Head Start and Head Start enrollment to accommodate increased full day programming.

Guadalupe Centers- add Early Head Start services as a program option and increase Head Start enrollment to better meet the community needs.

Kansas City Public Schools- increase Head Start enrollment to meet the community needs in Columbus Park.

Mattie Rhodes- new partner who will add Head Start services in the Northland to support the community needs.

Render's Hope Day School- new partner in Independence who will add Early Head Start and Head Start services to support the community need.

BUDGET CONSIDERATIONS:

Contracts for individual agencies will be revised based on these changes. See the documents below for details of changes in slots and contract amounts.

RECOMMENDATION:

Approve MARC Head Start requested slot changes for the program year 2025-2026 for Head Start
Preschool programming.

STAFF CONTACT:

Kasey Lawson

MARC Head Start Director

Proposed funding* contract changes for 2025-2026

Numbers in **red** indicated a reduction in contract funds.

Numbers in **green** indicate an increase in contract funds.

Direct Service Provider	HS total contract before change	Proposed HS total contract after change	EHS total contract before change	EHS total after contract change	Proposed grand total before contract change	Proposed grand total after change
slots removed from:						
YMCA	\$3,134,618	\$0	\$1,903,048	\$0	\$5,037,666	\$0
Ability KC	--	--	\$102,651	\$0	\$102,651	\$0
Subtotals	\$3,134,618	\$0	\$2,005,699	\$0	\$5,140,317	\$0
slots given to:						
KCPS	\$5,699,434	\$5,856,612	\$363,772	\$363,772	\$6,063,206	\$6,220,384
Guadalupe	\$849,786	\$892,256	\$ 0	\$135,692	\$849,786	\$1,027,948
Emmanuel	\$536,421	\$576,536	\$222,410	\$494,732	\$758,831	\$1,071,268
Mattie Rhodes	--	\$395,775	--	\$0	--	\$395,775
Render's Hope	--	\$32,863	--	\$64,852	--	\$97,715
ISD	\$2,965,864	\$2,965,887	\$619,420	\$653,738	\$3,585,284	\$3,619,625
Subtotals	\$10,051,505	\$10,719,929	\$1,205,602	\$1,712,786	\$11,257,107	\$12,432,715

*Total funding for each Direct Service Provider is derived from total enrollment slots at each center, which are described on the previous page.

MARC HEAD START / MID-AMERICA REGIONAL COUNCIL
Policy Council/Advisory Committee
Agenda Item: Request for Approval
June 2025

ISSUE:

VOTE: Approve key agency contracts to provide Early Head Start services through the State Early Head Start grant.

BACKGROUND:

On June 5, 2025, the State of Missouri through MissouriBUYS Statewide eProcurement System provided a notice of contract renewal for the upcoming budget period of 7/1/2025 - 6/30/26 for MARC's Early Head State Grant. MARC proposes to continue funding for the 103 enrollment slots in the Early Head Start State Program and pass through most of the funding (99%) to the following direct service providers: Independence School District and Operation Breakthrough.

MARC was awarded the contract on June 5, 2025.

BUDGET CONSIDERATIONS:

The total amount of annual funding available is \$1,642,600.00. Included in this total is \$16,340 in funds to support program operations and training and technical assistance. The chart below describes the allocation of funding and slots for each agency.

REVENUES	
Amount	\$1,642,600
Source	State of Missouri

Early Head Start State Budget 2023 - 2024

Partner Agencies	EHS State Slots	EHS FY 24/25 Program Budget
Independence School District	Sunshine Center-22 Truman High School-24	\$717,025
Operation Breakthrough	Operation Breakthrough-57	\$909,150
Partner Sub-Total	103	\$1,626,175
MARC		\$16,425
Grand Total	103	\$1,642,600

RECOMMENDATION:

Approve 12-month contracts for Early Head Start services for a total amount not to exceed \$1,642,600.00.

STAFF CONTACT:

Kasey Lawson
MARC Head Start Director

MARC HEAD START / MID-AMERICA REGIONAL COUNCIL
Policy Council/Advisory Committee
Agenda Item: Request for Approval
June 2025

ISSUE:

VOTE/REPORT: Authorize submission of Head Start Preschool grant to the Administration for Children & Families for the continued support of the Head Start program.

BACKGROUND:

On June 4, 2025, the Administration for Children and Families announced \$32,918,852.00 for the third year of the non-competitive five-year grant award continuation of the Head Start Preschool Program. By August 1, 2025, MARC Head Start is required to submit the grant application for the upcoming budget period of November 1, 2025, to October 31, 2026.

MARC Head Start proposes to continue supporting the enrollment of 1,793 Head Start Preschool (HSP) and 557 Early Head Start (EHS) in programs managed by 17 direct service providers (DSPs) in Clay, Jackson and Platte Counties and pass through the funding to the DSPs as indicated in the chart attached.

Individual contracts with the DSPs are reimbursed at an annual per-child rate based on their level of service (Tier 1, 2, and 3) and program options (HSP and/or EHS, as well as center-based or home-based). The total amount of annual funding available is \$32,918,852. Included in the total are funds to support program operations, training, and technical assistance. MARC non-personnel costs are budgeted to support contracts for specialized services for staff and families covering mental health and disabilities, education, health and nutrition, professional development, and family engagement services.

The attached chart describes the allocation of funding for each agency and Mid-America Regional Council:

BUDGET CONSIDERATIONS

REVENUES	
Amount	\$32,918,852.00
Source	Administration for Children & Families
PROJECTED EXPENSES	
Personnel (salaries, fringe, indirect, rent)	\$4,858,240.00
Pass-Through	\$26,204,754.00
Other (supplies, printing, etc.)	\$1,855,858.00

RECOMMEDATION:

Approve Mid-America Regional Council on behalf of Mid-America Head Start to apply, accept, and expend Head Start funding for Head Start Preschool/Early Head Start programming.

STAFF CONTACT:

Kasey Lawson, Head Start Director

MARC Head Start & Early Head Start Funding - Core Operations
(November 1, 2025 to October 31, 2026)

	Head Start	Head Start Training	Early Head Start	Early Head Start Training	Grand Total Head Start & Early Head Start
Tier 1 Direct Service Providers					
Blue Springs School District	171,240	4,033	297,920	6,891	480,084
Excelsior Springs School District	342,440	6,718	-	-	349,158
Front Porch Alliance	-	-	241,740	2,933	244,673
Grandview School District	546,560	8,599	127,832	2,528	685,519
Learn-A-Lot Academy	414,493	7,793	819,504	14,556	1,256,346
Lee's Summit School District	426,972	7,386	125,580	1,719	561,657
Render's Hope	128,100	838	255,664	936	385,538
Tier 1 Direct Service Providers Subtotal	2,029,805	35,367	1,868,240	29,563	3,962,975
Tier 2 Direct Service Providers					
Center School District	847,530	14,296	-	-	861,826
EarlystART	640,356	11,194	223,440	3,757	878,747
Emmanuel Family & Child Dev Center	687,441	9,441	1,292,522	7,937	1,997,341
Guadalupe Centers ECE	960,534	16,302	402,864	1,404	1,381,104
Mattie Rhodes	1,563,222	21,014	-	18,256	1,602,492
Raytown School District	781,611	12,446	-	-	794,057
The Family Conservancy	255,150	3,364	765,450	7,585	1,031,549
Tier 2 Direct Service Providers Subtotal	5,735,844	88,057	2,684,276	38,939	8,547,116
Tier 3 Direct Service Providers					
Independence School District	2,918,608	47,349	740,740	14,019	3,720,716
KCPS School District	6,130,046	38,883	356,976	6,797	6,532,702
Operation Breakthrough, Inc.	2,264,400	22,387	1,133,988	20,470	3,441,245
Tier 3 Direct Service Providers Subtotal	11,313,054	108,619	2,231,704	41,286	13,694,663
Total All Direct Service Provider Partners	19,078,703	232,043	6,784,220	109,788	26,204,754
MARC					
MARC - Personnel Costs	3,660,358	-	1,197,882	-	4,858,240
MARC - Non-Personnel Costs	1,400,301	46,597	404,288	4,672	1,855,858
MARC Subtotal	5,060,659	46,597	1,602,170	4,672	6,714,098
Grand Total	24,139,362	278,640	8,386,390	114,460	32,918,852

MARC PROPOSED ENROLLMENT CHANGES FOR 2025-2026

AGENCY	HS 2025	Proposed HS FD 2025	HS P day 2025	HS HB	EHS FD	Proposed EHS 2025	EHS HB 2025	EHS State 2025
Tier 1								
Ability KC					8	0		
Cub Care	20	20			16	16		
Excelsior Springs SD	40	40						
Front Porch Alliance							36	
Grandview SD	64	64			8	8		
Learn-A-Lot	47	47			42	42		
Lee's Summit SD			68				20	
Render's Hope		15				16		
Tier 2								
Center SD	90	90						
Early stART-St. Mark	68	68			12	12		
Emmanuel	60	73			13	77		
Family Conservancy				30			90	
Guadalupe Centers	96	102			0	24		
Mattie Rhodes		166						
Raytown SD	83	83						
Tier 3								
Independence	253	253			36	44		46
Kansas City SD	460	494			16	16		
Operation Breakthrough	180	180			53	53		57
YMCA	234	0			104	0		
Totals	1,695	1,695	68	30	308	308	146	103