

Mid-America Head Start Advisory Committee Meeting  
Tuesday, June 9, 2026  
Meeting Minutes

1. Meeting Called to Order / Establish Quorum Molly Merrigan
  - Meeting was called to order at 12:01 p.m. and a quorum was established.
2. Attendees- Toni Sturdivant, Alex Ellison, Molly Merrigan, Katie Lawson, Larnell Smith, LaTasha Jacobs, Kaitee Brown, Tiffany Hunter, Larisha Turner, Lynette Fowler, Kasey Lawson, Betty Choi, Kennedy Dunker, Susan Duffey
3. Information/ Training
  - Enrollment, Attendance, and Disability Betty Choi
    - Betty provided an update on enrollment, attendance and disability for the month of May.
    - Enrollment is a combined 94.43% with a goal of 97%. We are a little under. We have one program that is not fully staffed to be able to open all their classrooms.
    - Attendance for May is 86.01% combined with a goal of 85%.
    - Disabilities- 12.10% combined for May, with a goal of 10%.
  - Budget Report MARC Head Start Dashboard Kennedy Dunker
    - Kennedy provided an overview of MARC Head Start Financial Summary Report grant status as of April 30, 2026
    - The HS/EHS Core Operating grant FY2025-2026 has a total budget of \$32,918,852. With \$13,103,112 spent as of 04/30/26. 40% has been spent down.
    - Kennedy also went through the smaller grants like the Parent Advisory, MO Department of Transportation, Durwood, American Heart Association, HRSA P4 Challenge, and Local Community of Support grant.
  - CACFP Report Kennedy Dunker
    - Kennedy reported on the USDA/CACFP monthly report as of April 2026.
    - The grand total of meals served was 80,393 for April.
    - OBI's count is blank because their reports were not received in time to include in the monthly reports.
  - Credit Card Expenditures Kennedy Dunker
    - Kennedy reviewed the credit card expenses for April 2026. Susan Duffey spent \$23,642.48. This increased amount is due to the purchase of car seats for the MODOT grant. Daniela Rivera spent \$2,614.80 for a total of \$26,257.28.
    - Alex asked about a credit on Susan Duffey's credit card report. The credit was for taxes charged on catering and later refunded by the vendor.
  - Head Start Directors Report Kasey Lawson

MARC is moving offices in July to 801 Pennsylvania and will have an open house in August. All Advisory Committee members will be invited when there is a date confirmed.

1) Action Items to be approved and submitted to the Governing Body:

- Approval of Monthly Items: Molly Merrigan
  - i. May 2026 Minutes- Alex Ellison made a motion to approve, Larisha Turner seconded the motion. All ayes, no nays → motion passes.
  - ii. New Advisory Committee Members- Kasey welcomed LaTasha Jacobs, executive director of Pathway Financial Education and Larnell Smith, Director of Accounting Controller for Cornerstones of Care. Both provided a brief introduction. Alex motioned, Larisha Turner seconded the motion. All ayes, no nays → motion passes.
  - iii. COLA Award-  
This is a vote to accept funds. This is a .653% increase.  
Larisha Turner, motioned, Alex Ellison seconded, all ayes, no nays → motion passes, Abstention: Tiffany Hunter abstained from voting.
  - iv. CORE Year 4 Award- motion to approve Alex Ellison, seconded by Larisha Turner, all ayes, no nays → motion passes, Tiffany Hunter abstained from voting.
  - v. Contracts over \$50,000 for CORE YR 4  
Alex asked how contractors are selected. Kasey responded that a Request for Qualifications is done periodically.
    - Alex Ellison motioned, Larisha Turner seconded, All ayes, no nays → motion passes.
  - vi. Advisory Committee Charter-
    - The Advisory Committee Charter mirrors the Policy Council term limits and establishes responsibilities for the committee. During the meetings program information is shared, training is provided and some meetings are just business meetings. The charter will be reviewed annually.
    - Kaitee Brown provided formatting suggestions. The vote will be tabled until the changes have been made and reviewed. The clarification for when terms begin in November will also be added.

2) New Business

There was no new business

Molly Merrigan

3) Adjournment

- a) Alex Ellison motioned, Kaitee Brown seconded
  - i) All ayes, no nays → motion passes
  - ii) Adjournment at 12:52 pm

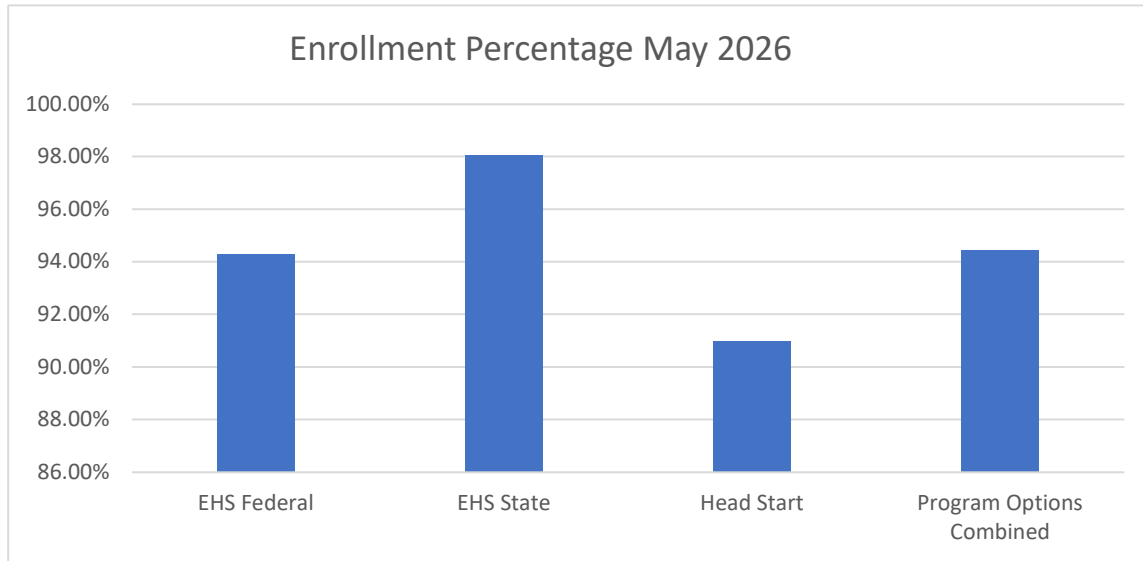


Next Shared Governance Meeting Date: August 10, 2026

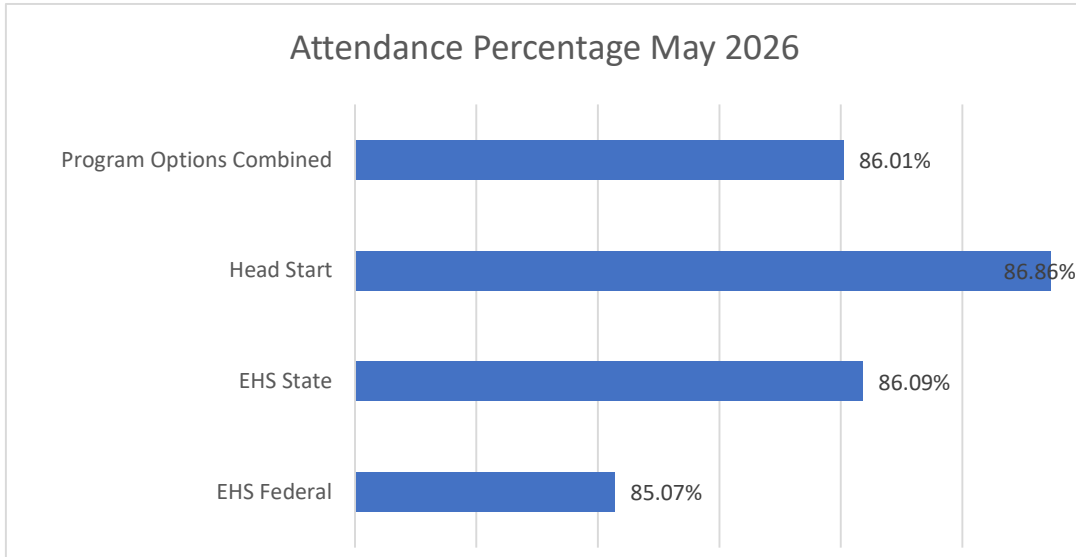
Next Policy Council Meeting: September 14, 2026

Next Advisory Committee Meeting: September 15, 2026

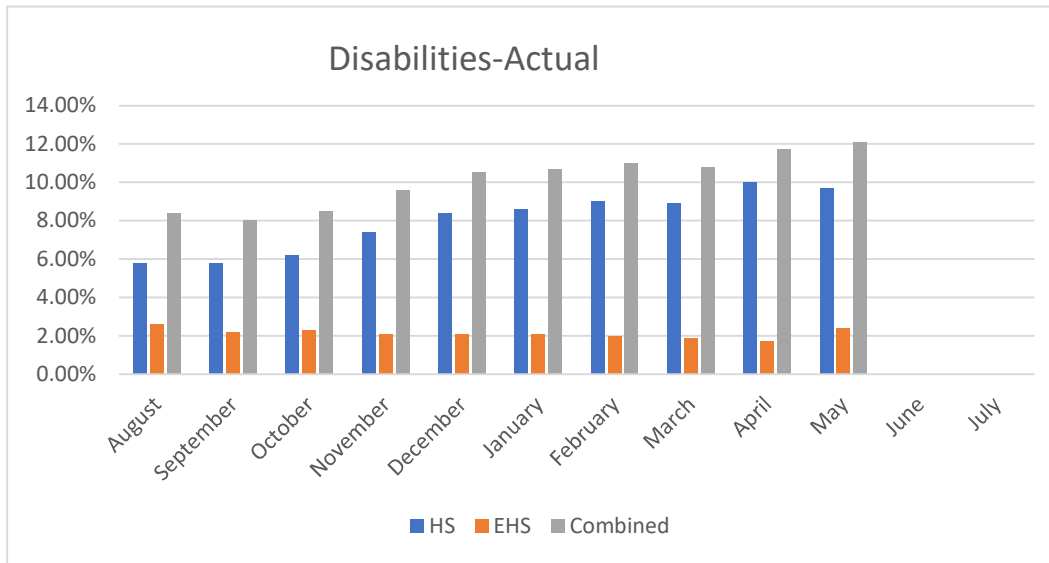
Program Option	Enrollment Percentage May 2026
EHS Federal	94.27%
EHS State	98.06%
Head Start	90.96%
Program Options Combined	94.43%



Program Option	Attendance Percentage May 2026
EHS Federal	85.07%
EHS State	86.09%
Head Start	86.86%
Program Options Combined	86.01%



	August	September	October	November	December	January	February	March	April	May	June	July
HS	5.80%	5.80%	6.20%	7.40%	8.40%	8.60%	9.00%	8.90%	10.00%	9.70%		
EHS	2.60%	2.20%	2.30%	2.10%	2.10%	2.10%	2.00%	1.90%	1.70%	2.40%		
Combined	8.40%	8.00%	8.50%	9.60%	10.50%	10.70%	11.00%	10.80%	11.70%	12.10%		



42240 Federal HS EHS FY25/26

Grant Period: November 1, 2025 - October 31, 2026

Grant Status as of 04/30/26

= \$ Spent = \$ Remaining = Time Elapsed

Total Budget:	32,918,852	
Amount Spent:	13,103,112	

Account	Description	Cumulative Budget	Current Month	Cumulative Actual	Obligations Encumbrances	Cumulative Total	Actual % of Budget Received
<b>Revenues</b>							
4111-00000	Federal Grant Revenue	32,918,852	3,535,931	13,103,112	-	13,103,112	40%
4511-00000	Contributed Services	8,229,713	351,266	1,125,879	-	1,125,879	14%
<b>Total Revenues</b>		<b>41,148,565</b>	<b>3,887,197</b>	<b>14,228,991</b>	<b>-</b>	<b>14,228,991</b>	<b>35%</b>
<b>Expenses</b>							
<u>Federal Subrecipients</u>							
5210-07800	» Independence Public Schools	3,722,651	303,265	1,490,650	2,232,001	3,722,651	40%
5210-08550	» Kansas City Public Schools	6,534,738	1,136,788	2,563,627	3,971,111	6,534,738	39%
5210-13205	» Operation Breakthrough	3,441,245	605,500	1,505,360	1,935,885	3,441,245	44%
<u>Tier 1 &amp; 2s</u>							
5223-01690	» Tier 1 Blue Springs School	469,160	39,097	195,483	273,677	469,160	42%
5223-02370	» Tier 1 Grandview School District	674,392	56,199	224,797	449,595	674,392	33%
5223-05133	» Tier 1 Excelsior Springs	342,440	28,537	142,683	199,757	342,440	42%
5223-05391	» Tier 1 Front Porch Alliance	241,740	20,145	100,725	141,015	241,740	42%
5223-09516	» Tier 1 LEARN-A-LOT	1,233,997	102,833	514,165	719,832	1,233,997	42%
5223-09715	» Tier 1 Lee's Summit School District	552,552	46,046	230,230	322,322	552,552	42%
5223-14921	» Tier 1 Render's Hope	591,491	49,291	246,455	345,036	591,491	42%
5224-02565	» Tier 2 Raytown School District	781,611	-	260,537	521,074	781,611	33%
5224-03770	» Tier 2 Center School District	847,530	141,255	353,138	494,393	847,530	42%
5224-04923	» Tier 2 Emmanuel F&C Dev. Ctr	1,811,793	150,983	754,914	1,056,879	1,811,793	42%
5224-05515	» Tier 2 The Family Conservancy	1,020,600	85,050	425,250	595,350	1,020,600	42%
5224-06160	» Tier 2 Guadalupe Center Inc	1,363,398	113,617	568,083	795,316	1,363,398	42%
5224-10860	» Tier 2, Mattie Rhodes	1,563,222	130,269	651,343	911,880	1,563,222	42%
5224-18116	» Tier 2 United Inner City Services	863,796	71,983	359,915	503,881	863,796	42%
<u>Training Expenses</u>							
5760-01690	» Blue Springs School	10,924	-	230	10,694	10,924	2%
5760-02370	» Grandview School District	11,127	736	736	10,391	11,127	7%
5760-02565	» Raytown School District	12,446	-	335	12,111	12,446	3%
5760-03770	» Center School District	14,296	-	2,184	12,112	14,296	15%
5760-04923	» Emmanuel F&C Dev. Ctr	23,752	-	-	23,752	23,752	0%
5760-05133	» Excelsior Springs	6,718	-	5,420	1,298	6,718	81%
5760-05391	» Front Porch Alliance	2,933	-	-	2,933	2,933	0%
5760-05515	» The Family Conservancy	10,949	-	-	10,949	10,949	0%
5760-06160	» Guadalupe Center Inc	20,874	940	940	19,934	20,874	5%
5760-09516	» Learn A Lot	22,349	-	-	22,349	22,349	0%
5760-09715	» Lee's Summit School District	9,105	-	-	9,105	9,105	0%
5760-10860	» Mattie Rhodes	14,907	960	6,454	8,453	14,907	43%
5760-14921	» Render's Hope	6,438	-	-	6,438	6,438	0%
5760-18116	» United Inner City Services	14,951	-	-	14,951	14,951	0%
<b>Total DSPs</b>		<b>26,238,125</b>	<b>3,083,492</b>	<b>10,603,654</b>	<b>15,634,471</b>	<b>26,238,125</b>	<b>40%</b>
<u>Contracted Services</u>							
5220-00000	Contracted Service	311,849	3,634	25,041	-	25,041	8%
5220-02361	» Cultivating Potential LLC	72,970	7,182	26,412	46,558	72,970	36%
5220-02590	» Cornerstones of Care	34,000	-	2,760	31,240	34,000	8%
5220-02937	» Marcos Castillo	4,990	447	553	4,437	4,990	11%
5220-03245	» Child Plus	69,302	5,347	32,084	-	32,084	46%
5220-03806	» D Bowman	55,018	6,530	21,102	33,916	55,018	38%
5220-04217	» Stephen Denny	20,010	-	265	19,746	20,010	1%
5220-05105	» Easter Seals Midwest	9,028	440	2,420	6,608	9,028	27%
5220-05515	» The Family Conservancy	98,000	3,900	5,300	92,700	98,000	5%
5220-06037	» Suzanne Grace	68,957	6,744	21,334	47,623	68,957	31%
5220-06553	» Howk Consulting (ERSEA)	69,009	6,102	19,816	49,193	69,009	29%
5220-07982	» Jewish Vocational Service	20,000	-	-	20,000	20,000	0%
5220-08753	» KVC	16,500	-	2,200	14,300	16,500	13%
5220-09503	» Angela Lanigan	5,280	752	1,399	3,881	5,280	27%
5220-10689	» Georgia Mueller	51,802	2,474	8,363	40,637	49,000	16%
5220-12606	» N Symes	36,960	3,150	18,180	18,780	36,960	49%
5220-13247	» Karen Osborn	54,363	-	16,204	38,159	54,363	30%
5220-14545	» Proprio Language Services	55,000	11,330	23,125	31,875	55,000	42%
5220-14906	» Reflect to Connect Psychology	7,498	250	750	6,748	7,498	10%
5220-15095	» Rejuvenate	9,975	-	-	9,975	9,975	0%
5220-15864	» Margaret Stamps	5,400	900	3,600	1,800	5,400	67%

Account	Description	Cumulative Budget	Current Month	Cumulative Actual	Obligations Encumbrances	Cumulative Total	Actual % of Budget
5220-16089 » Social Work		45,000	1,471	3,567	41,433	45,000	8%
5220-16926 » Partners in Play J. Smith		42,029	1,399	11,244	30,785	42,029	27%
5220-17315 » Maude Turner		30,000	-	-	30,000	30,000	0%
5220-17672 » 3 Degree Counseling		30,000	1,626	6,093	23,907	30,000	20%
5220-19303 » Kathy Waage		48,972	4,103	18,369	30,603	48,972	38%
5220-19542 » Pam Wine		4,964	1,120	1,260	3,704	4,964	25%
<b>Total Contractual Agreements</b>		<b>1,276,876</b>	<b>68,903</b>	<b>271,440</b>	<b>678,608</b>	<b>950,048</b>	<b>21%</b>
<u>MARC Admin</u>							
5230-00000 Legal Fees		2,800	-	-	-	-	0%
5240-00000 Service Agreements		33,991	4,604	19,369	-	19,369	57%
5240-18835 » Verizon Wireless		15,400	121	6,364	-	6,364	41%
5250-00000 Media Advertising (TV, Radio)		20,000	-	-	-	-	0%
5310-00000 Insurance		24,264	2,022	12,132	-	12,132	50%
5410-00000 In Region Travel		18,000	2,153	7,336	-	7,336	41%
5420-00000 Out of Region Travel		63,085	4,821	8,019	-	8,019	13%
5430-00000 Registration Fees		47,119	7,686	16,613	-	16,613	35%
5440-00000 Meeting		26,090	1,158	10,627	-	10,627	41%
5450-00000 Periodical & Subscriptions		1,830	-	-	-	-	0%
5450-20545 Periodical & Subscriptions, WIPFLI		995	-	-	-	-	0%
5460-00000 Professional Memberships		9,479	-	6,100	-	6,100	64%
5625-00000 Child Care Reimbursements		13,629	1,499	9,306	-	9,306	68%
5660-00000 Other Expense*		16,790	165	2,022	-	2,022	12%
5680-99460 Reproduction Lease Konica HS-EHS		2,723	454	1,361	-	1,361	50%
5685-00000 Printing		5,000	-	-	-	-	0%
5700-00000 Supplies and General Expense		47,730	189	3,914	-	3,914	8%
5706-00000 Supplies - Equipment - <\$2,000		1,500	-	-	-	-	0%
5760-00000 Training Expense		40,824	2,093	7,609	-	7,609	19%
6000-00000 Salaries - Regular - Direct		2,347,790	167,149	990,812	-	990,812	42%
6100-00000 Fr Benefits - Regular - Direct		1,259,589	89,675	531,570	-	531,570	42%
6800-00000 Indirect Costs - Regular		1,287,834	91,686	543,490	-	543,490	42%
6910-00000 Rent - MARC Main Office Space		117,389	8,061	51,372	-	51,372	44%
<b>Total MARC Admin</b>		<b>5,403,851</b>	<b>383,537</b>	<b>2,228,018</b>	<b>-</b>	<b>2,228,018</b>	<b>41%</b>
<b>Total Expenses</b>		<b>32,918,852</b>	<b>3,535,931</b>	<b>13,103,112</b>	<b>16,313,079</b>	<b>29,416,191</b>	<b>40%</b>
<u>Contributed Services</u>							
7000-00000 Contributed Services		4,805,054	28,115	28,115	-	28,115	1%
7000-07800 » Independence Public Schools		930,663	115,829	594,838	-	594,838	64%
7000-08550 » Kansas City Public Schools		1,633,685	46,955	112,202	-	112,202	7%
7000-13205 » Operation Breakthrough		860,311	160,367	390,724	-	390,724	45%
<b>Total Contributed Services</b>		<b>8,229,713</b>	<b>351,266</b>	<b>1,125,879</b>	<b>-</b>	<b>1,125,879</b>	<b>14%</b>
<b>Grand Total</b>		<b>41,148,565</b>	<b>3,887,197</b>	<b>14,228,991</b>	<b>16,313,079</b>	<b>30,542,070</b>	<b>35%</b>

*Other Expense Itemized	
Description	Total
Postage	34
Hearing machine calibration	1,720
Background/Fingerprint	268
<b>Total</b>	<b>2,022</b>

MID-AMERICA REGIONAL COUNCIL (MARC)

**41755 American Heart Association**

Grant Period: September 1, 2025 - August 31, 2028

Grant Status as of 04/30/26

■ = \$ Spent 
 ■ = \$ Remaining 
 ▲ = Time Elapsed




Account	Description	Cumulative Budget	Current Month	Cumulative Actual	Obligations Encumbrances	Cumulative Total	Actual % of Budget
<b>Revenues</b>							<u>Received</u>
4360-00000	Nonprofit Grant Revenue	20,000	-	-	-	-	0%
	<b>Total Revenues</b>	<b>20,000</b>	<b>-</b>	<b>-</b>	<b>-</b>	<b>-</b>	<b>0%</b>
<b>Expenses</b>							<u>Spent</u>
5440-00000	Meeting	2,500	-	-	-	-	0%
5660-00000	Other Expense	14,500	-	-	-	-	0%
5685-00000	Printing	500	-	-	-	-	0%
5700-00000	Supplies and General Expense	2,500	-	-	-	-	0%
	<b>Total Expenses</b>	<b>20,000</b>	<b>-</b>	<b>-</b>	<b>-</b>	<b>-</b>	<b>0%</b>

MID-AMERICA REGIONAL COUNCIL (MARC)  
**46812 Parent Advisory Council (University of Missouri)**

Grant Period: August 1, 2025 - July 31, 2026

Grant Status as of 04/30/26

 = \$ Spent  = \$ Remaining  = Time Elapsed

Total Budget:	15,114		
Amount Spent:	9,001		 75%
			 40%




Account	Description	Cumulative Budget	Current Month	Cumulative Actual	Obligations Encumbrances	Cumulative Total	Actual % of Budget Received
<b>Revenues</b>							
4360-00000	Nonprofit Grant Revenue	15,114	2,889	9,001	-	9,001	60%
	<b>Total Revenues</b>	<b>15,114</b>	<b>2,889</b>	<b>9,001</b>	<b>-</b>	<b>9,001</b>	<b>60%</b>
<b>Expenses</b>							
5220-00000	Contracted Service	3,560	574	1,699	-	1,699	48%
5420-00000	Out of Region Travel	1,230	-	442	-	442	36%
5440-00000	Meeting	2,500	285	1,368	-	1,368	55%
5625-00000	Child Care Reimbursements	7,324	2,030	5,491	-	5,491	75%
5700-00000	Supplies and General Expense	500	-	-	-	-	0%
	<b>Total Expenses</b>	<b>15,114</b>	<b>2,889</b>	<b>9,001</b>	<b>-</b>	<b>9,001</b>	<b>60%</b>

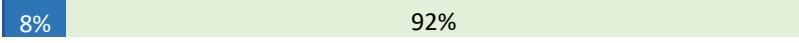
MID-AMERICA REGIONAL COUNCIL (MARC)

**41750 HRSA MCHB (P4 Challenge)**

Grant Period: Unrestricted

Grant Status as of 04/30/26

 = \$ Spent  = \$ Remaining  = Time Elapsed

Total Budget:	55,000	
Amount Spent:	4,270	

Account	Description	Cumulative Budget	Current Month	Cumulative Actual	Obligations Encumbrances	Cumulative Total	Actual % of Budget
<b>Revenues</b>							<u>Received</u>
4390-00000	Program Income	55,000	-	4,270	-	4,270	8%
	Total Revenues	55,000	-	4,270	-	4,270	8%
<b>Expenses</b>							<u>Spent</u>
5660-00000	Other Expense	55,000	-	4,270	-	4,270	8%
	Total Expenses	55,000	-	4,270	-	4,270	8%




MID-AMERICA REGIONAL COUNCIL (MARC)

**41700 - Local Community Support**

Grant Period: Unrestricted

Grant Status as of 04/30/26

 = \$ Spent  = \$ Remaining  = Time Elapsed

Total Budget:	\$65,034	
Amount Spent:	\$40,384	

Account	Description	Cumulative Budget	Current Month	Cumulative Actual	Obligations Encumbrances	Cumulative Total	Actual % of Budget Received
<b>Revenues</b>							
4390-00000	Program Income	65,034	124	40,384	-	40,384	62%
	<b>Total Revenues</b>	<b>65,034</b>	<b>124</b>	<b>40,384</b>	<b>-</b>	<b>40,384</b>	<b>62%</b>
<b>Expenses</b>							
5220-00000	Contracted Service	3,961	-	3,961	-	3,961	100%
5220-04795	» Carol Dietzschold	2,501	-	2,501	-	2,501	100%
5220-14545	» Proprio Language Services	803	-	803	-	803	100%
5420-00000	Out of Region Travel	447	-	447	-	447	100%
5431-00000	Registration Fees - Out Region	535	-	535	-	535	100%
5440-00000	Meeting	5,340	13	5,340	-	5,340	100%
5625-00000	Child Care Reimbursements	664	-	664	-	664	100%
5660-00000	Other Expense	45,466	111	20,816	-	20,816	46%
5685-00000	Printing	1,563	-	1,563	-	1,563	100%
5700-00000	Supplies and General Expense	805	-	805	-	805	100%
5760-00000	Training Expense	2,950	-	2,950	-	2,950	100%
	<b>Total Expenses</b>	<b>65,034</b>	<b>124</b>	<b>40,384</b>	<b>-</b>	<b>40,384</b>	<b>62%</b>

MID-AMERICA REGIONAL COUNCIL (MARC)  
**41650 Missouri Dept of Transportation**  
 Grant Period: August 1, 2025 - July 31, 2026  
 Grant Status as of 04/30/26

 = \$ Spent  = \$ Remaining  = Time Elapsed

Total Budget:	20,000						
Amount Spent:	-	0%		100%			75%

Account	Description	Cumulative Budget	Current Month	Cumulative Actual	Obligations Encumbrances	Cumulative Total	Actual % of Budget Received
<b>Revenues</b>							
4211-00000	State Grant Revenue	20,000	-	-	-	-	0%
	Total Revenues	20,000	-	-	-	-	0%
<b>Expenses</b>							
5700-00000	Supplies and General Expense	20,000	-	-	-	-	0%
	Total Expenses	20,000	-	-	-	-	0%

MID-AMERICA REGIONAL COUNCIL (MARC)

48560 MO Early Head Start FY25/26

Grant Period: July 1, 2025 - June 30, 2026

Grant Status as of 04/30/26

■ = \$ Spent ■ = \$ Remaining ▲ = Time Elapsed

Total Budget:	1,642,600	
Amount Spent:	1,340,952	

Account	Description	Cumulative Budget	Current Month	Cumulative Actual	Obligations Encumbrances	Cumulative Total	Actual % of Budget
<b>Revenues</b>							<u>Received</u>
4211-00000	State Grant Revenue	1,642,600	120,497	1,340,952	-	1,340,952	82%
	<b>Total Revenues</b>	<b>1,642,600</b>	<b>120,497</b>	<b>1,340,952</b>	<b>-</b>	<b>1,340,952</b>	<b>82%</b>
<b>Expenses</b>							<u>Spent</u>
<u>Contracted Services</u>							
5220-07800	» Independence Public Schools	717,025	69,618	591,755	125,270	717,025	83%
5220-13205	» Operation Breakthrough Inc.	909,150	50,624	743,456	165,694	909,150	82%
<u>MARC / Admin</u>							
6000-00000	Salaries - Regular - Direct	8,150	119	2,690	-	2,690	33%
6100-00000	Fr Benefits - Regular - Direct	4,189	64	1,443	-	1,443	34%
6800-00000	Indirect Costs - Regular	3,628	66	1,475	-	1,475	41%
6910-00000	Rent - MARC Main Office Space	458	6	132	-	132	29%
	<b>Total Expenses</b>	<b>1,642,600</b>	<b>120,497</b>	<b>1,340,952</b>	<b>290,963</b>	<b>1,631,915</b>	<b>82%</b>

**MAHS**  
**USDA/CACFP Monthly Report**  
**February 2026 - April 2026**

	Feb-26	Mar-26	Apr-26
	<i># of Meals Served</i>	<i># of Meals Served</i>	<i># of Meals Served</i>
<b>Tier 1</b>			
Blue Springs School District	1,902	1,598	2,041
Excelsior Springs School District	1,779	1,827	1,675
Grandview School District	4,515	4,913	4,663
Learn A Lot Academy	3,453	3,592	3,491
Lee's Summit School District	1,793	1,942	1,540
Render's Hope Day School	N/A	N/A	N/A
<b>Tier 1 Subtotal</b>	<b>13,442</b>	<b>13,872</b>	<b>13,410</b>
<b>Tier 2</b>			
Center	2,961	2,712	4,089
EarlyStart	4,452	4,363	5,399
Emmanuel Child & Family Development	5,994	5,584	7,158
Guadalupe Center Inc.	5,656	4,344	5,572
Mattie Rhodes	N/A	N/A	3,137
Raytown School District	2,403	2,376	2,409
<b>Tier 2 Subtotal</b>	<b>21,466</b>	<b>19,379</b>	<b>27,764</b>
<b>Tier 3</b>			
Independence School District	19,521	22,491	20,036
Kansas City Public Schools	17,744	16,664	19,183
Operation Breakthrough	11,605	12,008	
<b>Tier 3 Subtotal</b>	<b>48,870</b>	<b>51,163</b>	<b>39,219</b>
<b>Grand Total</b>	<b>83,778</b>	<b>84,414</b>	<b>80,393</b>

**Note:** N/A values for February, March, and April reflect the following:

- Two DSPs are new - Mattie Rhodes received CACFP program approval 4/1/2026 and Render's Hope is finalizing the process.
- Blanks indicate delayed reports

Credit Card Summary  
Credit Card Expenses Apr 2026  
Totals

**Susan Duffey**

April 2026 \$ 23,642.48

**\$ 23,642.48**

**Brady Konomos**

April 2026 \$ -

**\$ -**

**Kasey Lawson**

April 2026 \$ -

**\$ -**

**Daniela Rivera**

April 2026 \$ 2,614.80

**\$ 2,614.80**

**Toni Sturdivant**

April 2026 \$ -

**\$ -**

**Total \$ 26,257.28**

**April, 2026 STATEMENT FOR THE MONTH Ending April 30,2026**

<b>Expense Account</b>	<b>Federal Cost Category</b>	<b>Date of Transaction</b>	<b>MARC Employee</b>	<b>Vendor</b>	<b>Date of Statement</b>	<b>Amount</b>	<b>Description</b>
<b>5240</b>	<b>Service Agreements</b>						
		4/12/2026	Susan Duffey	Verizon	46,143.00	\$ 1,107.57	monthly mifi charges
					<b>Total</b>	<b><u>\$1,107.57</u></b>	
<b>5420</b>	<b>Out of Region Travel</b>						
		4/2/2026	Susan Duffey	Southwest Airlines	5/1/2026	\$ 1,547.60	airfare for Edwards and Dunker to attend Wipfli conf.
		4/3/2026	Susan Duffey	Caesars Palace	5/1/2026	\$ 206.35	hotel deposit for Dunker to attend Wipfli conf
		4/3/2026	Susan Duffey	Caesars Palace	5/1/2026	\$ 206.35	hotel deposit for Edwards to attend Wipfli conf credit Lynnette Fowler travel to Family Dev
		4/10/2026	Susan Duffey	American Airlines	5/1/2026	\$ (16.67)	Leadership training
		4/15/2026	Susan Duffey	Hampton Inn	5/1/2026	\$ 2.50	Lynette Fowler to attend Ileadership Challenge, to be reimbursed
		4/20/2026	Susan Duffey	Southwest Airlines	5/1/2026	\$ 35.00	baggage fee for Shalese Coleman to attend Parents Unite
		4/20/2026	Susan Duffey	Quicksilver Shuttle	5/1/2026	\$ 63.00	Airport Shuttle for Shalese Coleman to attend Parents Unite
		4/23/2026	Susan Duffey	Quicksilver Shuttle	5/1/2026	\$ 63.00	return trip Airport shuttle for Shalese Coleman to attend Parent Unite
		4/29/2026	Susan Duffey	Caesars Palace	5/1/2026	\$ 1,546.50	hotel for Dunker to attend Wipfli Conf.
		4/29/2026	Susan Duffey	Caesars Palace	5/1/2026	\$ 1,546.50	hotel for Edwards to attend Wipfli Conf.
					<b>Total</b>	<b><u>\$ 5,200.13</u></b>	
<b>5430</b>	<b>Registration Fees</b>						
		4/3/2027	Susan Duffey	Wipfli	5/1/2026	\$ 5,250.00	Registration for Dunkers and Edwards to attend Wipfli conf.
		4/17/2026	Susan Duffey	Teachstone	5/1/2026	\$ 300.00	Recertification fee for Tier 1&2 Education Coordinators
					<b>Total</b>	<b><u>\$ 5,550.00</u></b>	
<b>5440</b>	<b>Meeting</b>						
		4/1/2026	Susan Duffey	Hy-Vee	5/1/2026	\$ (407.08)	catering return to credit tax
		4/1/2026	Susan Duffey	Hy-Vee	5/1/2026	\$ (209.57)	catering return to credit tax
		4/1/2026	Susan Duffey	Hy-Vee	5/1/2026	\$ (433.41)	catering return to credit tax
		4/1/2026	Susan Duffey	Hy-Vee	5/1/2026	\$ 371.00	Recharge of 02/19/26 catering minus tax
		4/1/2026	Susan Duffey	Hy-Vee	5/1/2026	\$ 395.00	Recharge of 02/18/26 catering minus tax
		4/3/2026	Susan Duffey	Hy-Vee	5/1/2026	\$ 191.00	recharge of 03/11/26 catering minus tax
		4/3/2026	Susan Duffey	Hy-Vee	5/1/2026	\$ 395.00	recharge of 03/18/26 catering minus tax
		4/3/2026	Susan Duffey	Hy-Vee	5/1/2026	\$ (433.41)	catering return to credit tax
		4/3/2026	Susan Duffey	Sugar Bear's Kitchen	5/1/2026	\$ 680.00	catering for Parent Café 04-07-26

4/13/2026	Susan Duffey	Rudy's Tenampa Taqueria	5/1/2026	\$	433.00	catering for Policy Council
4/15/2026	Susan Duffey	Minsky's	5/1/2026	\$	196.48	catering for ECC meeting
4/17/2026	Susan Duffey	HyVee	5/1/2026	\$	335.00	catering for Day 3 Young Investigator Trng
4/30/2026	Susan Duffey	Costco	5/1/2026	\$	204.38	food for Project Approach Celebration
4/30/2026	Susan Duffey	Minsky's	5/1/2026	\$	115.44	catering for PAC meeting

**Total**     \$     **1,832.83**

**5420 Periodicals & Subscriptions**

4/21/2026	Susan Duffey	Parents as Teachers	5/1/2026		420.00	Annual PAT Subscription for K.Burke
-----------	--------------	---------------------	----------	--	--------	-------------------------------------

**Total**     \$     **420.00**

**5700 Supplies & General Expense**

4/21/2026	Susan Duffey	Amazon	5/1/2026	\$	1,119.80	carseats for Richardson carseats for Gaudalupe Centers, order cancelled to
4/21/2026	Susan Duffey	Amazon	5/1/2026	\$	839.85	be credited back
4/21/2026	Susan Duffey	Amazon	5/1/2026	\$	1,119.80	carseats for OBI
4/23/2026	Susan Duffey	Amazon	5/1/2026	\$	559.90	carseats for Columbus Park
4/23/2026	Susan Duffey	Amazon	5/1/2026	\$	2,493.05	carseats for OBI
4/24/2026	Susan Duffey	Amazon	5/1/2026	\$	1,399.75	carseats for Woodland
4/24/2026	Susan Duffey	Amazon	5/1/2026	\$	1,999.80	carseats for Richardson

**Total**     \$     **9,531.95**

**Total**     \$     **23,642.48**

**May 2026 STATEMENT FOR THE MONTH Ending April 30th**

<b>Expense Account</b>	<b>Federal Cost Category</b>	<b>Date of Transaction</b>	<b>MARC Employee</b>	<b>Vendor</b>	<b>Date of Statement</b>	<b>Amount</b>	<b>Description</b>
<b>5420</b>	<b>Out of Region Travel</b>	4/3/2026	Daniela Rivera	Cesars Palace	5/1/2026	\$188.71	PKabrick ChildPlus Training RSVN PK
		4/3/2026	Daniela Rivera	Cesars Palace	5/1/2026	\$59.59	PKabrickChildPlus Training RSVN PK
		4/3/2026	Daniela Rivera	Cesars Palace	5/1/2026	\$188.71	JFloyd ChildPlus Training RSVN PK
		4/3/2026	Daniela Rivera	Cesars Palace	5/1/2026	\$59.59	JFloyd ChildPlus Training RSVN PK
	<b>Total</b>					<b><u>\$496.60</u></b>	
<b>5700</b>	<b>Supplies</b>	4/7/2026	Daniela Rivera	Amazon	5/1/2026	\$25.87	Equipment for Health Team Members SR
		4/7/2026	Daniela Rivera	Amazon	5/1/2026	\$8.17	Equipment for Health Team Members SR
		4/7/2026	Daniela Rivera	Amazon	5/1/2026	\$24.10	Equipment for Health Team Members SR
		4/7/2026	Daniela Rivera	Amazon	5/1/2026	\$7.61	Equipment for Health Team Members SR
	<b>Total</b>					<b><u>\$65.75</u></b>	
<b>5430</b>	<b>Registration Fees</b>	4/7/2026	Daniela Rivera	The Missouri Credential Board	5/1/2026	\$95.18	Bsmith CHW Renewal Application SR
		4/7/2026	Daniela Rivera	The Missouri Credential Board	5/1/2026	\$30.06	Bsmith CHW Renewal Application SR
	<b>Total</b>					<b><u>\$125.24</u></b>	
<b>5440</b>	<b>Meeting</b>	4/8/2026	Daniela Rivera	Westside Café	5/1/2026	\$874.16	Self-Assessment meeting PK
		4/8/2026	Daniela Rivera	Westside Café	5/1/2026	\$276.05	Self-Assessment meeting PK
		4/16/2026	Daniela Rivera	Rudy's	5/1/2026	\$590.52	Health Services Advisory Committee Meeting TG
		4/16/2026	Daniela Rivera	Rudy's	5/1/2026	\$186.48	Health Services Advisory Committee Meeting TG
	<b>Total</b>					<b><u>\$1,927.21</u></b>	
	<b>TOTAL</b>					<b><u>\$2,614.80</u></b>	



MARC Head Start Advisory Committee Meeting  
Tuesday, May 12, 2026  
Meeting Minutes

1. Meeting Called to Order / Establish Quorum Molly Merrigan
  - Meeting was called to order at 12:00 p.m. and a quorum established
  
2. Welcome and Introductions Lynette Fowler
  - In Person: Shalese Coleman, Betty Choi, Kasey Lawson, Kennedy Dunker, Julia Mayo, Larisha Turner, Lynette Fowler, Tamara Graves, Susan Duffey
  - Virtual: Toni Sturdivant, Molly Merrigan, Alex Ellison, Kaitee Brown and Tiffany Hunter
  
3. Action Items to be approved and submitted to the Governing Body Molly Merrigan
  - To maintain a quorum for voting purposes, the action items were moved to the beginning of the agenda.
    - March Minutes
      - Alex Ellison motioned, Larisha Turner seconded
      - All ayes, no nays → motion passes
    - April Shared Governance Minutes
      - Alex Ellison motioned, Kaitee Brown seconded
      - All ayes, no nays → motion passes
    - Policy 4010 Ongoing Child Assessment
      - Alex Ellison motioned, Larisha Turner seconded
      - All ayes, no nays → motion passes
    - Advisory Council Charter
      - The vote to accept the Advisory Council Charter was tabled until the June meeting to allow for more time to review the document.
    - Submission of Missouri Early Head Start Grant
      - Alex Ellison motioned, Larisha Turner seconded
      - All ayes, no nays → motion passes
    - Acceptance of Tiffany Hunter to the Head Start Advisory Committee
      - Dr. Tiffany Hunter has joined the Advisory Committee to share her expertise. She is the Vice President of Workforce and Economic Development at Metropolitan Community College. Dr. Hunter also serves as the NAEYC Chair of the Commission on the Accreditation of Early Childhood Professional Preparation Programs. She is originally from North Carolina.
      - Alex Ellison motioned, Shalese Coleman seconded
      - All ayes, no nays → motion passes

#### 4. Information/ Training

- **Mental Health/Disabilities Outcomes** Tamara Graves
  - Tamara Graves provided an overview of Mental Health and Disability Services. In the 2024-2025 program year, 79 classroom teachers and home visitors received assistance from a mental health consultant through observation and consultation. Through community partnerships, children were able to receive mental health intervention services at their program, in the home or virtually. In the 2024-2025 program year, MARC Head Start programs taught and served 253 children with a diagnosed disability. The total percentage of children served with a disability was 12%.
  - Alex asked what counts as a disability and Tamara responded that a child must have an IEP or qualify for an IEP.
- **Self-Assessment** Kasey Lawson
  - Kasey shared MARC Head Start's 2025-2026 Self-Assessment. The report evaluates what is working well and what are the challenges. Kasey highlighted the strong partnerships that have been developed over the last year such as Access KC, that now provides vision screenings on site. She also shared that hiring staff that meet credential requirements continues to be a challenge.
- **Enrollment, Attendance, and Disability** Betty Choi
  - April enrollment combined was 95.62% with a goal of 97%.
  - April attendance combined was 86.10% with a goal of 85%.
  - Disabilities were 11.70% combined with a goal of 10%.
- **Budget Report MARC Head Start Dashboard** Kennedy Dunker
  - Kennedy provided an overview of MARC Head Start Financial Summary Report grant status as of March 31, 2026.
  - The HS/EHS Core Operating grant FY2025-2026 has a total budget of \$32,918,852. \$9,567,181. has been spent thus far.
  - Kennedy also went through the smaller grants like the Parent Advisory, MO Department of Transportation, Durwood, American Heart Association, HRSA P4 Challenge, and Local Community of Support grant.
- **CACFP Report** Kennedy Dunker
  - Kennedy reported on the USDA/CACFP monthly report as of March 2026.
  - The grand total of meals served was 83,778 in February and 84,414 in March.
  - Mattie Rhodes received CACFP program approval on 04/01/26 so they will have counts beginning in April.
- **Credit Card Expenditures** Kennedy Dunker
  - Kennedy reviewed the credit card expenses from March 2026. Susan Duffey spent \$6,145.23, Brady Konomos spent \$298.77, and Daniella Rivera spent \$1,782.93 for a total of \$8,226.93 spent.
- **Head Start Directors Report** Kasey Lawson
  - Kasey provided an update on the CLASS Review. Observations started in February and some classrooms in every program were observed. The results of

the review were received from the Office of Head Start in April. It was a very successful review, and all necessary thresholds were exceeded in all areas.

- Molly expressed her congratulations on the outcome of the review and asked if the Advisory Committee could convey their appreciation to the teachers and staff. Kasey will add to the Head Start newsletter that the Advisory Committee commends the teachers and staff for their hard work and to congratulate them on a well-done review.

5. New Business

Molly Merrigan

- Alex has a contact for a new Advisory Committee member that he would like Kasey to reach out to for recruitment. Kasey requested that Alex send the contact via email and she will follow up.

6. Important Takeaways

Lynette Fowler

- Lynette shared photos from the recent Child Advocacy Day, Family Leadership conference and Parents Unite. Shalese Coleman updated the group on her opportunity to represent Missouri at Parents Unite in Washington DC.

7. Adjournment

Molly Merrigan

- Alex Ellison motioned, Larisha Turner seconded
  - All ayes, no nays → motion passes
  - Adjournment at 12:47 p.m.

Next Policy Council Meeting; June 8, 2026

Next Advisory Committee Meeting; June 9, 2026

Shared Governance Meeting, August 10, 2026

**Mid-America Head Start  
Policy Council-Advisory Committee  
Request for Approval  
June 2026**

**ISSUE:**

VOTE: Approve Mid America Head Start COLA.

**BACKGROUND:**

MARC received a funding opportunity announcement from the Administration for Children and Families on June 3, 2026, for a FY 2026 COLA increase of \$153,285.00 for Head Start and \$53,254.00 for Early Head Start. In coordination with its partnering agencies, MARC has determined to utilize the additional dollars available from COLA funding for FY26 to ensure all staff in partnering programs received a minimum increase of .635% in their hourly rate of pay. COLA funds will be directly allocated to participating partnering agencies. These programs will receive an increase to their base contract in FY 27 which runs from November 1, 2026, to October 31, 2027.

In coordination with its direct service providers, MARC proposes using the remaining funds from COLA FY26 to offset higher operating costs. MARC will utilize the funds to offset costs that were not included in the FY 26 budget, which includes additional printing cost due to our assessment tool upgrade.

**BUDGET CONSIDERATIONS:**

COLA amounts are based upon the Head Start and Early Head Start core grant totals. These funds are in addition to the current grant award and will be added to the base amount in future grant years.

Funding Type	Head Start	Early Head Start
Cost of Living Adjustment	\$153,285.00	\$53,254.00

REVENUES—Head Start and Early Head Start Core	
Amount	\$206,539.00
Source	Administration for Children and Families
PROJECTED EXPENSES	
Contractual-Delegates & Partners	\$164,574.00
Other: printing cost and supplies	\$41,965.00

**RECOMMENDATION:**

Approve to expend MARC Head Start’s FY2026 Cost of Living in the amount of \$206,539.00 for Head Start and Early Head Start services.

**STAFF CONTACT:**

Kasey Lawson, Head Start Director

## MARC Head Start & Early Head Start Funding - Core Operations

(November 1, 2025 to October 31, 2026)

	HS COLA	EHS COLA	Total COLA
<b>Tier 1 Direct Service Providers</b>			
Blue Springs School District	1,080	1,888	2,968
Excelsior Springs School District	2,160	-	2,160
Front Porch Alliance	-	1,548	1,548
Grandview School District	3,456	808	4,264
Learn-A-Lot Academy	2,632	5,208	7,840
Lee's Summit School District	2,499	800	3,299
Render's Hope	810	2,929	3,739
<b>Tier 1 DSPs Subtotal</b>	<b>12,637</b>	<b>13,181</b>	<b>25,818</b>
<b>Tier 2 Direct Service Providers</b>			
Center School District	5,400	-	5,400
EarlystART	4,230	1,416	5,646
Emmanuel Family & Child Dev Center	4,455	7,104	11,559
Guadalupe Centers ECE	6,120	2,544	8,664
Mattie Rhodes	9,960	-	9,960
Raytown School District	4,980	-	4,980
The Family Conservancy	1,620	4,860	6,480
<b>Tier 2 DSPs Subtotal</b>	<b>36,765</b>	<b>15,924</b>	<b>52,689</b>
<b>Tier 3 Direct Service Providers</b>			
Independence School District	18,469	4,708	23,177
KCPS School District	39,026	2,256	41,282
Operation Breakthrough, Inc.	14,400	7,208	21,608
<b>Tier 3 DSPs Subtotal</b>	<b>71,895</b>	<b>14,172</b>	<b>86,067</b>
<b>Total All DSP Partners</b>	<b>121,297</b>	<b>43,277</b>	<b>164,574</b>
MARC - Personnel Costs	-	-	-
MARC - Non-Personnel Costs	31,988	9,977	41,965
<b>MARC Subtotal</b>	<b>31,988</b>	<b>9,977</b>	<b>41,965</b>
<b>Grand Total</b>	<b>153,285</b>	<b>53,254</b>	<b>206,539</b>

**MARC HEAD START / MID-AMERICA REGIONAL COUNCIL**  
**Policy Council/Advisory Committee**  
**Agenda Item: Request for Approval**  
**June 2026**

**ISSUE:**

VOTE/REPORT: Authorize submission of Head Start Preschool grant to the Administration for Children & Families for the continued support of the Head Start program.

**BACKGROUND:**

On May 5, 2026, the Administration for Children and Families announced \$33,125,391.00 for the fourth year of the non-competitive five-year grant award continuation of the Head Start Preschool Program. By August 1, 2026, MARC Head Start is required to submit the grant application for the upcoming budget period of November 1, 2026, to October 31, 2027.

In March 2026 it was brought to the Policy Council and Advisory Committee to complete a change in scope reducing MARC Head Start’s overall enrollment from 2,350 children to 2,331. The below summary of funding includes COLA and the change in scope reduction for a full year. Due to pending approval from the Office of Head Start services will continue at the funding level of children until approval is received. MARC Head Start supports 17 direct service providers (DSPs) in Clay, Jackson and Platte counties and passes through the funding to the DSPs.

Individual contracts with the DSPs are reimbursed at an annual per-child rate based on their level of service (Tier 1, 2, and 3) and program options (HSP and/or EHS, as well as center-based or home-based). The total amount of annual funding available is \$33,125,391. Included in the total are funds to support program operations, training, and technical assistance. MARC non-personnel costs are budgeted to support contracts for specialized services for staff and families covering mental health and disabilities, education, health and nutrition, professional development, and family engagement services.

The attached chart describes the allocation of funding for each agency and Mid-America Regional Council:

**BUDGET CONSIDERATIONS**

REVENUES	
Amount	\$33,125,391.00
Source	Administration for Children & Families
PROJECTED EXPENSES	
Personnel (salaries, fringe, indirect, rent)	\$3,637,241.00
Pass-Through	\$26,405,526.00
Other (supplies, printing, etc.)	\$3,082,894.00

**RELATED JURISDICTIONS:**

Clay, Jackson and Platte counties are impacted by this agenda item.

**EXHIBITS:**

Head Start CORE YR 4 Table

**RECOMMEDATION:**

Approve Mid-America Regional Council on behalf of Mid-America Head Start to apply, accept, and expend Head Start funding for programming.

**STAFF CONTACT:**

**Kasey Lawson, Head Start Director**

## MARC Head Start & Early Head Start Funding - Core Operations

(November 1, 2026 to October 31, 2027)

	Head Start	COLA	Head Start Training	Early Head Start	COLA	Early Head Start Training	Grand Total Head Start & Early Head Start
<b>Tier 1 Direct Service Providers</b>							
Blue Springs School District	171,240	1,080	4,033	297,920	1,888	6,891	483,052
Excelsior Springs School District	342,440	2,160	6,718	-	-	-	351,318
Front Porch Alliance	-	-	-	241,740	1,548	2,933	246,221
Grandview School District	546,560	3,456	8,599	127,832	808	2,528	689,783
Learn-A-Lot Academy	414,493	2,632	7,793	819,504	5,208	14,556	1,264,186
Lee's Summit School District	290,326	1,836	3,693	125,580	800	1,719	423,954
Render's Hope	128,100	810	1,347	463,391	2,929	5,091	601,668
<b>Tier 1 DSPs Subtotal</b>	<b>1,893,159</b>	<b>11,974</b>	<b>32,183</b>	<b>2,075,967</b>	<b>13,181</b>	<b>33,718</b>	<b>4,060,182</b>
<b>Tier 2 Direct Service Providers</b>							
Center School District	847,530	5,400	14,296	-	-	-	867,226
EarlystART	734,526	4,680	12,280	223,440	1,416	3,757	980,099
Emmanuel Family & Child Dev Center	734,526	4,680	11,151	1,124,352	7,104	13,144	1,894,957
Guadalupe Centers ECE	960,534	6,120	16,662	402,864	2,544	4,212	1,392,936
Mattie Rhodes	1,563,222	9,960	14,907	-	-	-	1,588,089
Raytown School District	781,611	4,980	12,446	-	-	-	799,037
The Family Conservancy	255,150	1,620	3,364	765,450	4,860	7,585	1,038,029
<b>Tier 2 DSPs Subtotal</b>	<b>5,877,099</b>	<b>37,440</b>	<b>85,106</b>	<b>2,516,106</b>	<b>15,924</b>	<b>28,698</b>	<b>8,560,373</b>
<b>Tier 3 Direct Service Providers</b>							
Independence School District	2,918,608	18,469	47,349	740,740	4,708	15,954	3,745,828
KCPS School District	6,130,046	39,026	40,919	356,976	2,256	6,797	6,576,020
Operation Breakthrough, Inc.	2,264,400	14,400	22,387	1,133,988	7,208	20,470	3,462,853
<b>Tier 3 DSPs Subtotal</b>	<b>11,313,054</b>	<b>71,895</b>	<b>110,655</b>	<b>2,231,704</b>	<b>14,172</b>	<b>43,221</b>	<b>13,784,701</b>
<b>Total All DSP Partners</b>	<b>19,083,312</b>	<b>121,309</b>	<b>227,944</b>	<b>6,823,777</b>	<b>43,277</b>	<b>105,637</b>	<b>26,405,256</b>
MARC - Personnel Costs	2,750,897	17,468	-	863,393	5,483	-	3,637,241
MARC - Non-Personnel Costs	2,305,153	14,508	50,696	699,220	4,494	8,823	3,082,894
<b>MARC Subtotal</b>	<b>5,056,050</b>	<b>31,976</b>	<b>50,696</b>	<b>1,562,613</b>	<b>9,977</b>	<b>8,823</b>	<b>6,720,135</b>
<b>Grand Total</b>	<b>24,139,362</b>	<b>153,285</b>	<b>278,640</b>	<b>8,386,390</b>	<b>53,254</b>	<b>114,460</b>	<b>33,125,391</b>

**MARC HEAD START / MID-AMERICA REGIONAL COUNCIL**  
**Policy Council/Advisory Committee**  
Agenda Item: Request for Approval  
June 2026

**ISSUE:**

VOTE: Approve contracts for Head Start Preschool and Early Head Start support services.

**BACKGROUND:**

Since 2018, Mid-America Regional Council (MARC) Head Start has been supporting Head Start Preschool and Early Head Start programs through contracts with individuals and agencies who provide a variety of support services for fourteen Tier 1 and Tier 2 programs serving a total of 1,207 children. Each contractor/agency was selected through an individual Request for Qualifications (RFQ) process conducted as the need arises. MARC Head Start is requesting to continue these contracts for another 12 months from November 1, 2026, through October 31, 2027.

Contracted services include mental health services for classrooms and therapeutic services for children and families, early intervention services for children with special needs and diagnosed disabilities and translation and interpretive services for Early Head Start and Head Start Preschool services.

The chart indicates that name of the individual or agency, the type of service to be provided, the hourly rate of service, total hours for the total 12-month period and the total dollar amount not to exceed \$349,357.00

**BUDGET CONSIDERATIONS:**

REVENUES	
Amount	\$33,125,391.00
Source	Administration for Children & Families
PROJECTED EXPENSES	
Contractual	\$349,357.00

**RELATED JURISDICTIONS:**

Clay, Jackson and Platte counties are impacted by this agenda item.

**EXHIBITS:**

Head Start 2026-2027 HS-EHS Independent Contractors

**RECOMMENDATION:**

Approve individual and agency contracts for on-site support services at MARC Head Start programs as outlined in the attachment from November 1, 2026, through October 31, 2027, for a total amount not to exceed \$349,357.00.

**STAFF CONTACT:**

Kasey Lawson, MARC Head Start Director

## Detail of On-Site Contracted Support Services for Head Start and Early Head Start Programs 2026-2027

**Mental Health Consultants:** individuals / agencies with licensed mental health professionals who provide on-site mental health. Support for teaching staff in Tier 1 and 2 programs as well as individual therapeutic mental health services for all children and families.

Name of Contractor	Hourly rate	Total hours	12-month total
Cultivating Potential	\$105.60	691	\$72,970.00

**Early Intervention Contractor:** this individual provides support services for children with suspected or diagnosed disabilities that includes on site observation and support for teachers and parents along with referrals and support in the implementation of Individualized Education Plans and Individualized Family Service plans.

Name of Contractor	Hourly rate	Total hours	12-month total
Karen Osborn	\$47.52	1,144	\$54,363.00
*Alyssa Howk	\$47.52	1,136	\$54,024.00

\*Alyssa Howk has an additional contract with MARC Head Start that provides support to the eligibility team in the amount of \$14,985 with a total contract of \$69,009.

**Translation and Interpretive Services Contractor:** this contract supports primarily telephonic translation for a wide variety of languages, supports the central intake and application process, and provides onsite interpretation services when needed.

Name of Contractor	Hourly rate	Total hours	12-month total
Propio	Varies	n/a	\$70,000.00

**Mental Health Consultants:** Agency with licensed mental health professionals who provide on-site mental health support for teaching staff in Tier 1 and 2 programs as well as individual therapeutic mental health services for all children and families. **Professional Development:** Two professional development trainings for Tier 1 and 2 programs. Funds will cover a one-day conference in the spring of 2024 for up to 100 participants focused on wellness and cultural competence and a one-day pre-service conference for up to 200 participants in August of 2024.

Name of Contractor/Serv Provided	hourly rate	# of hours	12-month total
The Family Conservancy Mental Health Services	\$100.00	450	\$30,000.00
Prof. Development			<u>\$68,000.00</u>
Total			\$98,000.00

## **Mid-America Regional Council Head Start**

### **Advisory Committee Charter**

(March 1, 2025)

#### **I. Statement of Purpose**

The Advisory Committee (Committee) shall serve as an independent group of informed community advisors of the MARC Head Start program (Program). Committee members oversee program governance and program improvement including the review and approval of the program's major policies, financial audits, fiscal operations, grant applications, and the results of monitoring and follow-up activities on behalf of the MARC Board of Directors (Board).

The Advisory Committee was established under the Policy Clarification from the Office of Head Start regarding the Information Memorandum OHS-PC-E-024, revised September 18, 2008. The governing body may form an Advisory committee (sub-board) to oversee responsibilities related to program governance, provided advisory committee (or sub-board) does not supplant the governing body's legal and fiscal responsibilities related to program governance. The Advisory Committee serves in parallel with the Head Start Policy Council, both operating as cooperating, but independent bodies overseeing the Program and making recommendations to the Board.

#### **II. Organization**

##### *A. Charter*

At least annually, this charter shall be reviewed and reassessed by the Advisory Committee and any proposed changes shall be submitted to the Board for approval.

##### *B. Members*

The Advisory Committee shall consist of no less than five (5) and no more than fifteen (15) members who shall serve one (1) year terms. Members may serve a maximum of five (5) terms. Each member shall have expertise in either early childhood, law, accounting or serve via vote by the members of the Policy Council. Members shall be appointed by the Board or members of the advisory committee, each year, as necessary.

Members of the Advisory Committee shall elect a chair at the beginning of each program year in which the past chair is either ineligible to continue serving or has decided to no longer serve. The Chairperson of the Committee shall be a member who has served a term of at least one (1) year on the Committee before assuming office.

##### *C. Meetings*

Meetings will occur ten (10) times per year. The meetings will consist of Advisory Committee meetings that will take place six (6) times a year, with the opportunity to attend Shared Governance meetings four (4) times per year. Shared Governance is an opportunity for Policy Council and the Advisory Committee to come together for training.

#### *D. Quorum and Voting*

The quorum necessary for the transaction of business at Advisory Committee meetings will be a simple majority of the members of the Committee. All determinations of the Advisory Committee must be approved by at least the number of members required to constitute a quorum.

#### *E. Agenda, Summaries and Reports*

An agenda, together with materials relating to the subject matter of each meeting, shall be sent to members of the Committee prior to each meeting. Minutes for all meetings of the Advisory Committee shall be prepared to document the Committee's activities. The minutes shall be considered and approved by the Advisory Committee. The Board will be updated via a report about any Committee actions taken at the Board's next scheduled meeting date following the Committee meeting.

### **III. Responsibilities**

- Provide the MARC Board with copies of the Head Start Advisory Committee meeting minutes,
- Have a member of the Advisory Committee meet with the Policy Council no less than quarterly.
- Attend required training and technical assistance meetings to ensure that members understand the information they receive, can provide effective oversight, make appropriate decisions, and participate in programs of the Head Start agency,
- Review and approve all of the program's major policies including Self-Assessment and personnel, financial audits, fiscal operations, grant applications, and the results of monitoring and follow-up activities,
- Make recommendations based on information or reports about program planning and program operations, including:
  - Monthly financial statements including credit card expenditures,
  - Monthly program information summaries,
  - Program Enrollment Reports, including attendance reports for children whose care is partially subsidized by another public agency,
  - Monthly reports on meals and snacks provided through USDA programs,
  - Financial audit,
  - Annual Self-Assessment, including any findings related to such assessment,
  - Community wide strategic planning and needs assessment (Community Assessment),
  - Communication and Guidance from the Secretary (HHS),
  - Program Information Reports (PIRs), and
  - Program Information Summaries.

#### *Establishment of "Whistleblower"*

The Advisory Committee shall follow Mid-America Regional Council's Whistleblower Policy that is intended to encourage individuals to bring ethical and legal violations to the attention of an

internal or external authority so that action can be taken to resolve the problem. Establish guidance and procedures for staff (paid and volunteer) or others to report illegal, unethical or inappropriate behaviors or practices, in good faith, without fear of retribution. To provide constructive process for individuals to report issues of concern. And emphasize the importance of adherence to MARC Head Start's standards of conduct.

#### *Reporting Problems*

The Committee shall review Mid-America Regional Council's procedures for reporting problems and monitor any such reports. In addition to the Whistleblower noted above, the Advisory Committee shall also review and monitor the Conflict of Interest and Inurement Prohibition Policy, and the Complaints Regarding Board Conduct Policy, as well as all other policies and procedures related to internal controls or the discovery of errors or illegal acts.

#### *Other Delegated Responsibilities*

The Committee shall also carry out such other duties as may be delegated to it by the MARC Board of Director's from time to time to the extent permitted by law.

#### *Committee Performance Evaluation*

The Committee shall annually review its own performance.